


# MINI MCR-2-UNI-UI-UIRO - Input signal conditioner



2902026

<https://www.phoenixcontact.com/us/products/2902026>

Please be informed that the data shown in this PDF document is generated from our online catalog. Please find the complete data in the user documentation. Our general terms of use for downloads are valid.



Universally configurable 4-way signal conditioner, with switching output and plug-in connection technology for the electrical isolation of analog signals. Configurable via DIP switch or software. Screw connection technology, standard configuration.

## Product description

Configurable, freely adjustable 4-way signal conditioner with switching output and plug-in connection technology for the electrical isolation, conversion, amplification, and filtering of standard signals. Current signals between 0 mA ... 24 mA and voltage signals between 0 V ... 12 V can be processed on the input side. Signals between 0 mA ... 21 mA and 0 V ... 10.5 V are possible on the output side. The minimum measuring span is 1 mA and 0.5 V. Full accuracy is maintained with a measuring span greater than 10 mA and 5 V. You can configure the device using one of the free software solutions. Default settings can also be made directly on the device by simply using the DIP switches (see configuration table). The measuring transducer supports fault monitoring and NFC communication.

## Commercial data

Item number	2902026
Packing unit	1 pc
Minimum order quantity	1 pc
Sales key	C404
Product key	DK1121
GTIN	4046356649681
Weight per piece (including packing)	124 g
Weight per piece (excluding packing)	70.53 g
Customs tariff number	85437090
Country of origin	DE

# MINI MCR-2-UNI-UI-UIRO - Input signal conditioner



2902026

<https://www.phoenixcontact.com/us/products/2902026>

## Technical data

### Notes

#### Utilization restriction

EMC note	EMC: class A product, see manufacturer's declaration in the download area
----------	---

### Product properties

Product type	Input signal conditioner
Product family	MINI Analog Pro
No. of channels	1
Configuration	DIP switches
	Software
	App

### System properties

#### Functionality

Configuration	DIP switches
	Software
	App

### Electrical properties

Electrical isolation	4-way isolation
Electrical isolation between input and output	yes
Step response (0–99%)	140 ms (15 Hz sample rate)
	45 ms (60 Hz sample rate)
	25 ms (240 Hz sample rate, can only be set via software)
Maximum temperature coefficient	0.01 %/K
Temperature coefficient, typical	0.01 %/K
Maximum transmission error	0.1 % (of final value)

#### Electrical isolation

Overvoltage category	II
Pollution degree	2

#### Electrical isolation Input/output/power supply IEC/EN 61010-1

Standards/regulations	IEC/EN 61010-1
Rated insulation voltage	300 V <sub>rms</sub>
Test voltage	3 kV AC (50 Hz, 60 s)
Insulation	Reinforced insulation

#### Supply

Nominal supply voltage	24 V DC
------------------------	---------

# MINI MCR-2-UNI-UI-UIRO - Input signal conditioner



2902026

<https://www.phoenixcontact.com/us/products/2902026>

Supply voltage range	9.6 V DC ... 30 V DC (The DIN rail connector (ME 6,2 TBUS-2 1,5/5-ST-3,81 GN, item no. 2869728) can be used to bridge the supply voltage. It can be snapped onto a 35 mm DIN rail in accordance with EN 60715)
Typical current consumption	32 mA (24 V DC)
	63 mA (12 V DC)
Power consumption (1 output)	≤ 1 W (at I <sub>OUT</sub> = 20 mA, 9.6 V DC, 600 Ω load)

## Input data

Signal: Voltage/current

Number of inputs	1
Configurable/programmable	Yes
Voltage input signal	0 V ... 10 V (via DIP switch)
	2 V ... 10 V (via DIP switch)
	0 V ... 5 V (via DIP switch)
	1 V ... 5 V (via DIP switch)
	10 V ... 0 V (via DIP switch)
	10 V ... 2 V (via DIP switch)
	5 V ... 0 V (via DIP switch)
	5 V ... 1 V (via DIP switch)
	0 V ... 12 V (can be set via software)
Max. voltage input signal	12 V
Current input signal	0 mA ... 20 mA (via DIP switch)
	4 mA ... 20 mA (via DIP switch)
	0 mA ... 10 mA (via DIP switch)
	2 mA ... 10 mA (via DIP switch)
	20 mA ... 0 mA (via DIP switch)
	20 mA ... 4 mA (via DIP switch)
	10 mA ... 0 mA (via DIP switch)
	10 mA ... 2 mA (via DIP switch)
	0 mA ... 24 mA (can be set via software)
Max. current input signal	24 mA
Input resistance of voltage input	> 120 kΩ
Input resistance current input	approx. 50 Ω (+0.7 V for test diode)

## Output data

Switching: Transistor

Number of outputs	1
Contact switching type	1 N/O contact
Minimum switching voltage	1 V
Maximum switching voltage	30 V DC
Min. switching current	100 μA
Max. switching current	100 mA (at 30 V)

# MINI MCR-2-UNI-UI-UIRO - Input signal conditioner



2902026

<https://www.phoenixcontact.com/us/products/2902026>

Signal: Voltage/current

Number of outputs	1
Configurable/programmable	Yes
Voltage output signal	0 V ... 10 V (via DIP switch) 2 V ... 10 V (via DIP switch) 0 V ... 5 V (via DIP switch) 1 V ... 5 V (via DIP switch) 0 V ... 10.5 V (can be set via software)
Max. voltage output signal	approx. 12.3 V
Current output signal	0 mA ... 20 mA (via DIP switch) 4 mA ... 20 mA (via DIP switch) 0 mA ... 10 mA (via DIP switch) 2 mA ... 10 mA (via DIP switch) 0 mA ... 21 mA (can be set via software)
Max. current output signal	24.6 mA
Load/output load voltage output	$\geq 10 \text{ k}\Omega$
Load/output load current output	$\leq 600 \Omega$ (at 20 mA)
Ripple	$< 20 \text{ mV}_{PP}$ (at 600 $\Omega$ ) $< 20 \text{ mV}_{PP}$ (at 600 $\Omega$ )

## Connection data

Connection method	Screw connection
Stripping length	10 mm
Screw thread	M3
Conductor cross-section rigid	0.2 mm <sup>2</sup> ... 1.5 mm <sup>2</sup> (with ferrule) 0.14 mm <sup>2</sup> ... 2.5 mm <sup>2</sup> (without ferrule)
Conductor cross-section flexible	0.14 mm <sup>2</sup> ... 2.5 mm <sup>2</sup>
Conductor cross-section AWG	24 ... 12 (flexible)
Tightening torque	0.5 Nm ... 0.6 Nm

## Ex data

Ex installation (EPL)	Gc Div. 2
-----------------------	--------------

## Interfaces

Data: IFS interface

Connection method	Micro USB type B
-------------------	------------------

## Signaling

Status display	Green LED (supply voltage) Yellow LED (switching output)
Error indication	Red LED

## Dimensions

# MINI MCR-2-UNI-UI-UIRO - Input signal conditioner



2902026

<https://www.phoenixcontact.com/us/products/2902026>

Width	6.2 mm
Height	109.81 mm
Depth	119.2 mm

## Material specifications

Color	gray (RAL 7042)
Housing material	PBT
Fire protection for rail vehicles (DIN EN 45545-2) R22	HL 1 - HL 2
Fire protection for rail vehicles (DIN EN 45545-2) R23	HL 1 - HL 2
Fire protection for rail vehicles (DIN EN 45545-2) R24	HL 1 - HL 2

## Environmental and real-life conditions

### Ambient conditions

Degree of protection	IP20 (not assessed by UL)
Ambient temperature (operation)	-40 °C ... 70 °C
Ambient temperature (storage/transport)	-40 °C ... 85 °C
Altitude	≤ 2000 m
Permissible humidity (operation)	5 % ... 95 % (non-condensing)

## Approvals

### CE

Certificate	CE-compliant
-------------	--------------

### ATEX

Identification	⊕ II 3 G Ex ec IIC T4 Gc
Certificate	BVS 19 ATEX E 083 X

### IECEX

Identification	Ex ec IIC T4 Gc
Certificate	IECEX BVS 19.0072X

### CCC / China-Ex

Identification	Ex ec IIC T4 Gc
----------------	-----------------

### UL, USA/Canada

Identification	UL 508 Listed
	Class I, Div. 2, Groups A, B, C, D T6
	Class I, Zone 2, Group IIC T6

### Shipbuilding approval

Certificate	DNV GL TAA000021E Rev. 1
-------------	--------------------------

### EAC Ex

Identification	⊕ Ex ec IIC T4 Gc
Certificate	BY/112 02.01 TP012 103.01 00079

### Shipbuilding data

# MINI MCR-2-UNI-UI-UIRO - Input signal conditioner



2902026

<https://www.phoenixcontact.com/us/products/2902026>

Temperature	B
Humidity	B
Vibration	A
EMC	A
Enclosure	Required protection according to the Rules shall be provided upon installation on board

## EMC data

Electromagnetic compatibility	Conformance with EMC directive
Noise immunity	EN 61000-6-2
Note	When being exposed to interference, there may be minimal deviations.

## Noise emission

Standards/regulations	EN 61000-6-4
-----------------------	--------------

## Electrostatic discharge

Standards/regulations	EN 61000-4-2
-----------------------	--------------

## Electrostatic discharge

Comments	Safety measures must be taken to prevent electrostatic discharge.
----------	---

## Electromagnetic HF field

Designation	Electromagnetic RF field
Standards/regulations	EN 61000-4-3
Typical deviation from the measuring range final value	0.2 %

## Fast transients (burst)

Designation	Fast transients (burst)
Standards/regulations	EN 61000-4-4
Typical deviation from the measuring range final value	0.1 %

## Surge current load (surge)

Standards/regulations	EN 61000-4-5
-----------------------	--------------

## Conducted interference

Designation	Conducted interferences
Standards/regulations	EN 61000-4-6
Typical deviation from the measuring range final value	2.8 %

## Standards and regulations

Electrical isolation	4-way isolation
----------------------	-----------------

## GB Standard

Standards/regulations	GB/T 3836.1
	GB/T 3836.3

## Mounting

# MINI MCR-2-UNI-UI-UIRO - Input signal conditioner



2902026

<https://www.phoenixcontact.com/us/products/2902026>

Mounting type	DIN rail mounting
Assembly note	The DIN rail connector can be used for bridging the supply voltage. It can be snapped onto a 35 mm EN 60715 DIN rail.
Mounting position	any

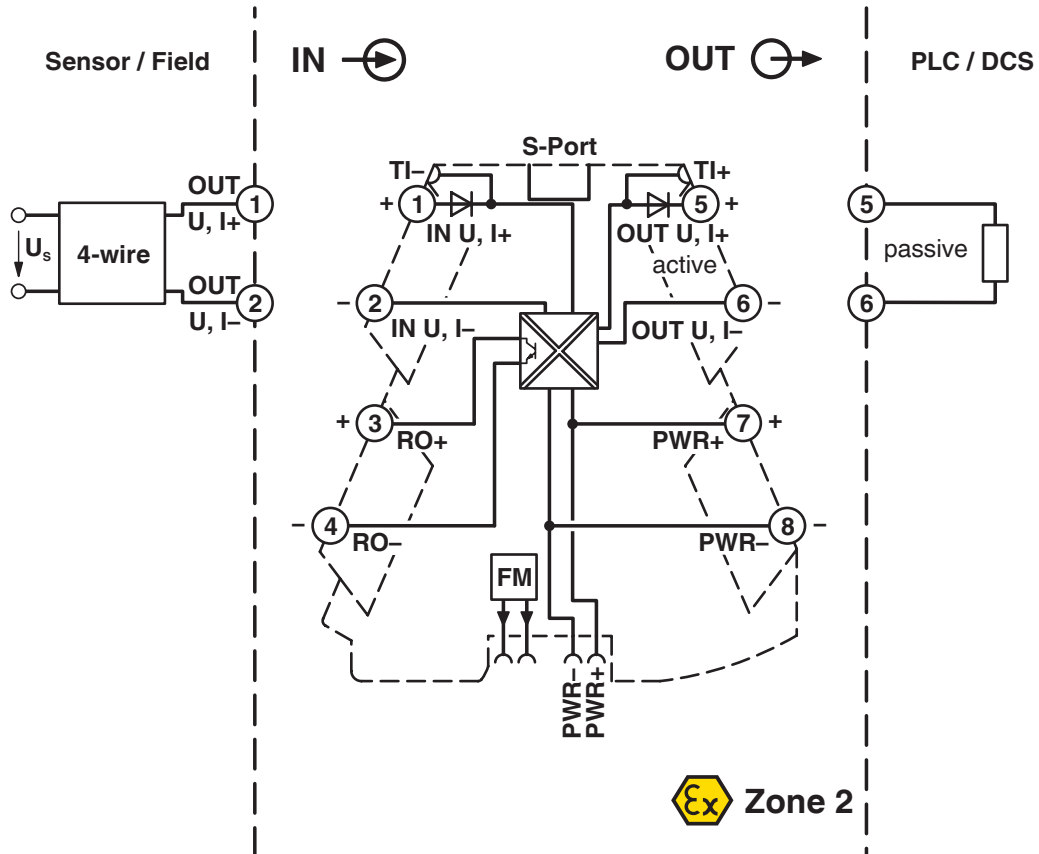
# MINI MCR-2-UNI-UI-UIRO - Input signal conditioner

2902026

<https://www.phoenixcontact.com/us/products/2902026>


## Drawings


Block diagram




## Approvals

To download certificates, visit the product detail page: <https://www.phoenixcontact.com/us/products/2902026>


 **UL Listed**  
Approval ID: FILE E 238705


 **cUL Listed**  
Approval ID: FILE E 238705


**DNV**  
Approval ID: TAA000021E


 **IECEx**  
Approval ID: IECEx BVS 19.0072X

 **cUL Listed**  
Approval ID: E196811

 **UL Listed**  
Approval ID: E196811

 **ATEX**  
Approval ID: BVS 19 ATEX E 083 X

 **EAC Ex**  
Approval ID: TP012 103.01 00079

 **CCC**  
Approval ID: 2022122310115964

# MINI MCR-2-UNI-UI-UIRO - Input signal conditioner



2902026

<https://www.phoenixcontact.com/us/products/2902026>

## Classifications

### ECLASS

ECLASS-13.0	27210120
ECLASS-15.0	27210120

### ETIM

ETIM 10.0	EC002653
-----------	----------

### UNSPSC

UNSPSC 21.0	39121000
-------------	----------

2902026

<https://www.phoenixcontact.com/us/products/2902026>

## Environmental product compliance

### EU RoHS

Fulfills EU RoHS substance requirements	Yes
Exemption	7(a), 7(c)-I

### China RoHS

Environment friendly use period (EFUP)	EFUP-50
	An article-related China RoHS declaration table can be found in the download area for the respective article under "Manufacturer declaration". For all articles with EFUP-E, no China RoHS declaration table issued and required.

### EU REACH SVHC

REACH candidate substance (CAS No.)	Lead(CAS: 7439-92-1)
	2,2',6,6'-tetrabromo-4,4'-isopropylidenediphenol(CAS: 79-94-7)
SCIP	b3ccb4f7-9f18-43c5-9313-fc7a7d5d3530

Phoenix Contact 2026 © - all rights reserved  
<https://www.phoenixcontact.com>

Phoenix Contact USA  
 586 Fulling Mill Road  
 Middletown, PA 17057, United States  
 (+717) 944-1300  
[info@phoenixcon.com](mailto:info@phoenixcon.com)