

MINI MCR-2-POT-UI-PT - Resistance/potiposition transducer



2902017

<https://www.phoenixcontact.com/us/products/2902017>

Please be informed that the data shown in this PDF document is generated from our online catalog. Please find the complete data in the user documentation. Our general terms of use for downloads are valid.



Configurable potiposition transducer with plug-in connection technology for connecting potentiometers from 0 Ω ... 100 Ω to 0 k Ω ... 100 k Ω . Configurable via DIP switch or software. push-in connection technology, standard configuration

Product description

Configurable, 3-way isolated potentiometer measuring transducer with plug-in connection technology. The measured values are converted into a linear and freely adjustable current or voltage signal. You can configure the device using one of the free software solutions. Default settings can also be made directly on the device by simply using the DIP switches (see configuration table). If it is not possible to fully utilize the potentiometer range, you can specify the upper and lower potentiometer values in the software. The measuring transducer supports fault monitoring and NFC communication.

Commercial data

Item number	2902017
Packing unit	1 pc
Minimum order quantity	1 pc
Sales key	C404
Product key	DK1129
GTIN	4046356649568
Weight per piece (including packing)	115.7 g
Weight per piece (excluding packing)	108.9 g
Customs tariff number	85437090
Country of origin	DE

MINI MCR-2-POT-UI-PT - Resistance/potiposition transducer



2902017

<https://www.phoenixcontact.com/us/products/2902017>

Technical data

Notes

Utilization restriction

EMC note	EMC: class A product, see manufacturer's declaration in the download area
----------	---

Product properties

Product type	Potiposition transducer
Product family	MINI Analog Pro
No. of channels	1
Configuration	DIP switches
	Software
	App

System properties

Functionality

Configuration	DIP switches
	Software
	App

Electrical properties

Electrical isolation	3-way isolation
Protective circuit	Transient protection
Step response (0–99%)	< 60 ms
Maximum temperature coefficient	0.01 %/K
Temperature coefficient, typical	0.01 %/K
Maximum transmission error	< 0.1 % (R < 240 Ω = < 0,2 %)

Electrical isolation

Overvoltage category	II
Pollution degree	2

Electrical isolation Input/output/power supply IEC/EN 61010-1

Standards/regulations	IEC/EN 61010-1
Rated insulation voltage	300 V _{rms}
Test voltage	3 kV AC (50 Hz, 60 s)
Insulation	Reinforced insulation

Supply

Nominal supply voltage	24 V DC
Supply voltage range	9.6 V DC ... 30 V DC (The DIN rail connector (ME 6,2 TBUS-2 1,5/5-ST-3,81 GN, item no. 2869728) can be used to bridge the supply voltage. It can be snapped onto a 35 mm DIN rail in accordance with EN 60715)

MINI MCR-2-POT-UI-PT - Resistance/potipotition transducer



2902017

<https://www.phoenixcontact.com/us/products/2902017>

Typical current consumption	33 mA (24 V DC)
	68 mA (12 V DC)
Power consumption	≤ 850 mW (at I _{OUT} = 20 mA, 9.6 V DC, 600 Ω load)


Input data

Signal: Resistance

Number of inputs	1
Available input sources	3-wire potentiometer
Resistance range	0 Ω ... 100 Ω
	0 Ω ... 100 kΩ

Output data

Signal: Voltage/current

Number of outputs	1
Voltage output signal	1 V ... 5 V (via DIP switch)
	10 V ... 0 V (via DIP switch)
	0 V ... 5 V (via DIP switch)
	0 V ... 10 V (via DIP switch)
	0 V ... 10.5 V (can be set via software)
Max. voltage output signal	≈  V
Open-circuit voltage	< 17.5 V
Current output signal	0 mA ... 20 mA (via DIP switch)
	4 mA ... 20 mA (via DIP switch)
	20 mA ... 0 mA (via DIP switch)
	20 mA ... 4 mA (via DIP switch)
	0 mA ... 21 mA (can be set via software)
Max. current output signal	24.6 mA
Short-circuit current	< 31.5 mA
Load/output load voltage output	≥ 10 kΩ
Load/output load current output	≤ 600 Ω (20 mA)
Ripple	< 20 mV _{PP}
	< 20 mV _{PP} (10 kΩ)
Resolution, outputs (voltage)	1 mV
Resolution, outputs (current)	2 μA
Behavior in the event of a sensor error	configurable

Connection data

Connection method	Push-in connection
Stripping length	10 mm
Conductor cross-section rigid	0.2 mm ² ... 2.5 mm ² (with ferrule)
	0.14 mm ² ... 2.5 mm ² (without ferrule)
Conductor cross-section flexible	0.14 mm ² ... 2.5 mm ²
Conductor cross-section AWG	24 ... 12 (flexible)

MINI MCR-2-POT-UI-PT - Resistance/potiposition transducer



2902017

<https://www.phoenixcontact.com/us/products/2902017>

Ex data

Ex installation (EPL)	Gc
	Div. 2

Interfaces

Data: IFS interface

Connection method	Micro USB type B
-------------------	------------------

Signaling

Operating voltage display	Green LED
Error indication	Red LED

Dimensions

Width	6.2 mm
Height	109.81 mm
Depth	119.2 mm

Material specifications

Color	gray (RAL 7042)
Housing material	PBT
Fire protection for rail vehicles (DIN EN 45545-2) R22	HL 1 - HL 2
Fire protection for rail vehicles (DIN EN 45545-2) R23	HL 1 - HL 2
Fire protection for rail vehicles (DIN EN 45545-2) R24	HL 1 - HL 2

Environmental and real-life conditions

Ambient conditions

Degree of protection	IP20 (not assessed by UL)
Ambient temperature (operation)	-40 °C ... 70 °C
Ambient temperature (storage/transport)	-40 °C ... 85 °C
Altitude	≤ 2000 m
Permissible humidity (operation)	5 % ... 95 % (non-condensing)

Approvals

CE

Certificate	CE-compliant
-------------	--------------

ATEX

Identification	Ⓜ II 3 G Ex ec IIC T4 Gc
Certificate	BVS 20 ATEX E 024 X

IECEX

Identification	Ex ec IIC T4 Gc
Certificate	IECEX BVS 20.0017X

MINI MCR-2-POT-UI-PT - Resistance/potiposition transducer



2902017

<https://www.phoenixcontact.com/us/products/2902017>

UL, USA/Canada

Identification	UL 508 Listed
	Class I, Div. 2, Groups A, B, C, D T5
	Class I, Zone 2, Group IIC T5

Shipbuilding approval

Certificate	DNV GL TAA00002UA
-------------	-------------------

EAC Ex

Identification	Ex ec IIC T4 Gc
Certificate	BY/112 02.01 TP012 103.01 00079

Shipbuilding data

Temperature	B
Humidity	B
Vibration	A
EMC	A
Enclosure	Required protection according to the Rules shall be provided upon installation on board

EMC data

Electromagnetic compatibility	Conformance with EMC directive
Noise immunity	EN 61000-6-2
Note	When being exposed to interference, there may be minimal deviations.

Noise emission

Standards/regulations	EN 61000-6-4
-----------------------	--------------

Electrostatic discharge

Standards/regulations	EN 61000-4-2
-----------------------	--------------

Electrostatic discharge

Comments	Safety measures must be taken to prevent electrostatic discharge.
----------	---

Electromagnetic HF field

Designation	Electromagnetic RF field
Standards/regulations	EN 61000-4-3
Typical deviation from the measuring range final value	0.2 %

Fast transients (burst)

Designation	Fast transients (burst)
Standards/regulations	EN 61000-4-4
Typical deviation from the measuring range final value	0.4 %

Surge current load (surge)

Standards/regulations	EN 61000-4-5
-----------------------	--------------

MINI MCR-2-POT-UI-PT - Resistance/potiposition transducer



2902017

<https://www.phoenixcontact.com/us/products/2902017>

Conducted interference

Designation	Conducted interferences
Standards/regulations	EN 61000-4-6
Typical deviation from the measuring range final value	0.2 %

Standards and regulations

Electrical isolation	3-way isolation
----------------------	-----------------

Mounting

Mounting type	DIN rail mounting
Assembly note	The DIN rail connector can be used for bridging the supply voltage. It can be snapped onto a 35 mm EN 60715 DIN rail.
Mounting position	any

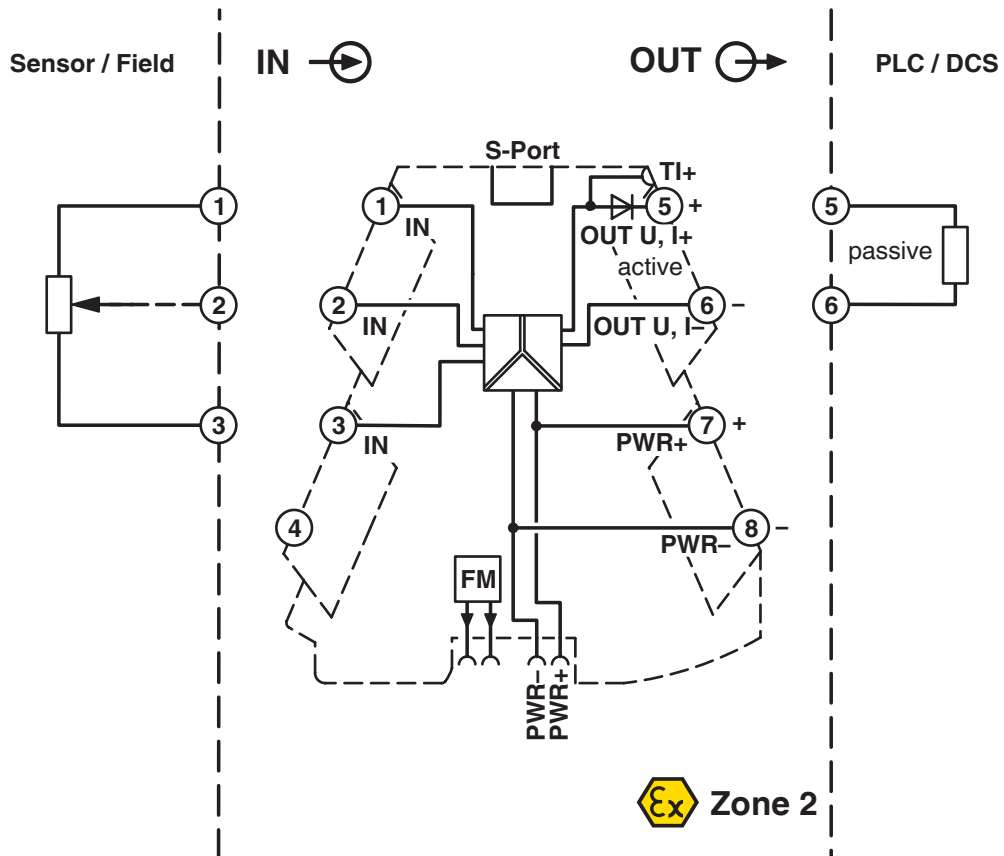
MINI MCR-2-POT-UI-PT - Resistance/potipotition transducer

2902017

<https://www.phoenixcontact.com/us/products/2902017>

Drawings

Block diagram



MINI MCR-2-POT-UI-PT - Resistance/potipotition transducer





2902017


<https://www.phoenixcontact.com/us/products/2902017>

Approvals


To download certificates, visit the product detail page: <https://www.phoenixcontact.com/us/products/2902017>


 **UL Listed**
Approval ID: FILE E 238705


 **cUL Listed**
Approval ID: FILE E 238705


 **IECEX**
Approval ID: IECEX_BVS_20.0017X

 **cUL Listed**
Approval ID: E196811

 **UL Listed**
Approval ID: E196811

 **ATEX**
Approval ID: BVS 20 ATEX E 024 X

 **EAC Ex**
Approval ID: TP012 103.01 00079

 **CCC**
Approval ID: 2025122310128089

MINI MCR-2-POT-UI-PT - Resistance/potipotition transducer



2902017

<https://www.phoenixcontact.com/us/products/2902017>

Classifications

ECLASS

ECLASS-13.0	27210120
ECLASS-15.0	27210120

ETIM

ETIM 10.0	EC002653
-----------	----------

UNSPSC

UNSPSC 21.0	39121000
-------------	----------

MINI MCR-2-POT-UI-PT - Resistance/potiposition transducer



2902017

<https://www.phoenixcontact.com/us/products/2902017>

Environmental product compliance

EU RoHS

Fulfills EU RoHS substance requirements	Yes
Exemption	7(a), 7(c)-I

China RoHS

Environment friendly use period (EFUP)	EFUP-50
	An article-related China RoHS declaration table can be found in the download area for the respective article under "Manufacturer declaration". For all articles with EFUP-E, no China RoHS declaration table issued and required.

EU REACH SVHC

REACH candidate substance (CAS No.)	Lead(CAS: 7439-92-1)
SCIP	73f6408a-026d-4d13-ba33-0024f42454a1

Phoenix Contact 2026 © - all rights reserved
<https://www.phoenixcontact.com>

Phoenix Contact USA
586 Fulling Mill Road
Middletown, PA 17057, United States
(+717) 944-1300
info@phoenixcon.com