

MINI MCR-2-RPSS-I-I-PT - Repeater power supply



2902015

<https://www.phoenixcontact.com/us/products/2902015>

Please be informed that the data shown in this PDF document is generated from our online catalog. Please find the complete data in the user documentation. Our general terms of use for downloads are valid.



3-way repeater power supply with plug-in connection technology. HART-transparent, input signal 0(4) mA ... 20 mA, output signal 0(4) mA ... 20 mA. The device can be used in both isolator and repeater power supply operation. push-in connection technology

Product description

The repeater power supply with plug-in connection technology supplies the transmitter in the field and electrically isolates the input signal from the output signal. HART data protocols can be transmitted bidirectionally. The device can be used in both isolator and repeater power supply operation. Electrically isolated 0 ... 20 mA or 4 ... 20 mA standard analog signals are available on the input and output sides with a maximum output load of 600 Ω . The measuring transducer supports fault monitoring and NFC communication.

Commercial data

Item number	2902015
Packing unit	1 pc
Minimum order quantity	1 pc
Sales key	C404
Product key	DK1121
GTIN	4046356649544
Weight per piece (including packing)	118.2 g
Weight per piece (excluding packing)	88 g
Customs tariff number	85437090
Country of origin	DE

MINI MCR-2-RPSS-I-I-PT - Repeater power supply



2902015

<https://www.phoenixcontact.com/us/products/2902015>

Technical data

Notes

Utilization restriction

EMC note	EMC: class A product, see manufacturer's declaration in the download area
----------	---

Product properties

Product type	Repeater power supply
Product family	MINI Analog Pro
No. of channels	1

Electrical properties

Electrical isolation	3-way isolation
Electrical isolation between input and output	yes
Limit frequency (3 dB)	> 1.75 kHz
Protective circuit	Transient protection
Signal transmission behavior	In = Out
Step response (10-90%)	< 200 μ s (typ.)
Maximum temperature coefficient	0.0075 %/K
Temperature coefficient, typical	0.0075 %/K
Maximum transmission error	0.05 % (of final value in repeater power supply operation) 0.1 % (of final value in isolator operation)

Electrical isolation

Overvoltage category	II
Pollution degree	2

Electrical isolation Input/output/power supply IEC/EN 61010-1

Standards/regulations	IEC/EN 61010-1
Rated insulation voltage	300 V_{rms}
Test voltage	3 kV AC (50 Hz, 60 s)
Insulation	Reinforced insulation

Supply

Nominal supply voltage	24 V DC
Supply voltage range	9.6 V DC ... 30 V DC (The DIN rail connector (ME 6,2 TBUS-2 1,5/5-ST-3,81 GN, item no. 2869728) can be used to bridge the supply voltage. It can be snapped onto a 35 mm DIN rail in accordance with EN 60715)
Typical current consumption	25 mA (at 24 V DC and in isolator operation) 50 mA (at 24 V DC and in repeater power supply operation) 55 mA (at 12 V DC and in isolator operation) 110 mA (at 12 V DC and in repeater power supply operation)
Power consumption	≤ 1400 mW (at $I_{OUT} = 20$ mA, 9.6 V DC, 600 Ω load)

MINI MCR-2-RPSS-I-I-PT - Repeater power supply



2902015

<https://www.phoenixcontact.com/us/products/2902015>

Input data

Signal: Current

Description of the input	Sensor circuit
Number of inputs	1
Current input signal	0 mA ... 20 mA (isolator operation) 4 mA ... 20 mA (repeater power supply and isolator operation)
Input resistance current input	~ 68 Ω (+0.7 V for test diode)
Transmitter supply voltage	> 19.5 V

Output data

Signal: Current

Number of outputs	1
Open-circuit voltage	< 20 V
Current output signal	0 mA ... 20 mA (isolator operation) 4 mA ... 20 mA (repeater power supply and isolator operation)
Max. current output signal	24 mA
Load/output load current output	≤ 600 Ω (20 mA)
Ripple	< 20 mV _{PP} (600 Ω)

Connection data

Connection method	Push-in connection
Stripping length	10 mm
Conductor cross-section rigid	0.2 mm ² ... 2.5 mm ² (with ferrule) 0.14 mm ² ... 2.5 mm ² (without ferrule)
Conductor cross-section flexible	0.14 mm ² ... 2.5 mm ²
Conductor cross-section AWG	24 ... 12 (flexible)

Ex data

Ex installation (EPL)	Gc Div. 2
-----------------------	--------------

Interfaces

Data communication (bypass)

HART function	HART transparency
Protocols supported	HART
Limit frequency (3 dB)	≈  kHz

Signaling

Status display	Green LED (supply voltage)
----------------	----------------------------

Dimensions

Width	6.2 mm
-------	--------

MINI MCR-2-RPSS-I-I-PT - Repeater power supply



2902015

<https://www.phoenixcontact.com/us/products/2902015>

Height	109.81 mm
Depth	119.2 mm

Material specifications

Color	gray (RAL 7042)
Housing material	PBT
Fire protection for rail vehicles (DIN EN 45545-2) R22	HL 1 - HL 2
Fire protection for rail vehicles (DIN EN 45545-2) R23	HL 1 - HL 2
Fire protection for rail vehicles (DIN EN 45545-2) R24	HL 1 - HL 2

Environmental and real-life conditions

Ambient conditions

Degree of protection	IP20 (not assessed by UL)
Ambient temperature (operation)	-40 °C ... 70 °C
Ambient temperature (storage/transport)	-40 °C ... 85 °C
Altitude	≤ 2000 m
Permissible humidity (operation)	5 % ... 95 % (non-condensing)

Approvals

CE

Certificate	CE-compliant
-------------	--------------

ATEX

Identification	Ⓜ II 3 G Ex ec IIC T4 Gc
Certificate	BVS 19 ATEX E 047 X

IECEX

Identification	Ex ec IIC T4 Gc
Certificate	IECEX BVS 19.0041X

CCC / China-Ex

Identification	Ex ec IIC T4 Gc
----------------	-----------------

UL, USA/Canada

Identification	UL 508 Listed
	Class I, Div. 2, Groups A, B, C, D T5
	Class I, Zone 2, Group IIC T5

Shipbuilding approval

Certificate	DNV GL TAA00002UA
-------------	-------------------

EAC Ex

Identification	Ⓜ Ex ec IIC T4 Gc
Certificate	BY/112 02.01 TP012 103.01 00079

Shipbuilding data

Temperature	B
-------------	---

MINI MCR-2-RPSS-I-I-PT - Repeater power supply



2902015

<https://www.phoenixcontact.com/us/products/2902015>

Humidity	B
Vibration	A
EMC	A
Enclosure	Required protection according to the Rules shall be provided upon installation on board

EMC data

Electromagnetic compatibility	Conformance with EMC directive
Noise immunity	EN 61000-6-2
Note	When being exposed to interference, there may be minimal deviations.

Noise emission

Standards/regulations	EN 61000-6-4
-----------------------	--------------

Electrostatic discharge

Standards/regulations	EN 61000-4-2
-----------------------	--------------

Electrostatic discharge

Comments	Safety measures must be taken to prevent electrostatic discharge.
----------	---

Electromagnetic HF field

Designation	Electromagnetic RF field
Standards/regulations	EN 61000-4-3

Fast transients (burst)

Designation	Fast transients (burst)
Standards/regulations	EN 61000-4-4

Surge current load (surge)

Standards/regulations	EN 61000-4-5
-----------------------	--------------

Conducted interference

Designation	Conducted interferences
Standards/regulations	EN 61000-4-6

Standards and regulations

Electrical isolation	3-way isolation
----------------------	-----------------

GB Standard

Standards/regulations	GB/T 3836.1
	GB/T 3836.3
	GB/T 3836.4

Mounting

Mounting type	DIN rail mounting
Assembly note	The DIN rail connector can be used for bridging the supply voltage. It can be snapped onto a 35 mm EN 60715 DIN rail.

MINI MCR-2-RPSS-I-I-PT - Repeater power supply



2902015

<https://www.phoenixcontact.com/us/products/2902015>

Mounting position	any
-------------------	-----

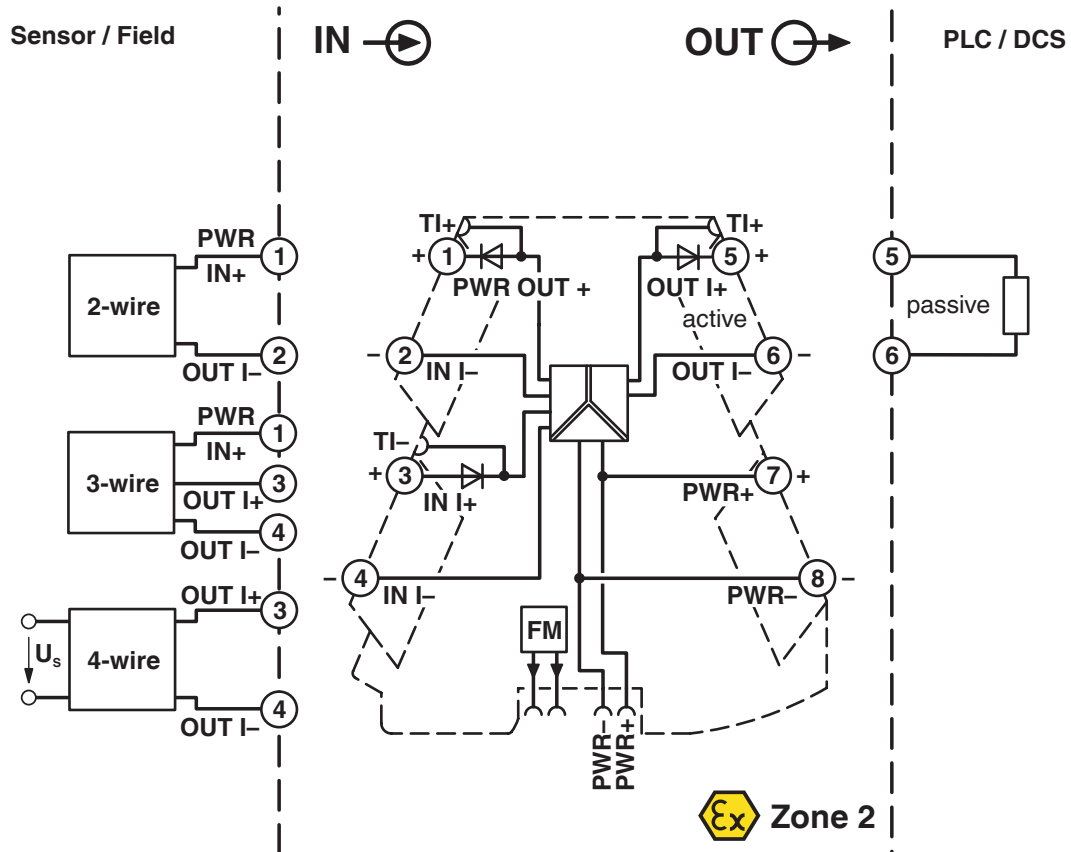
MINI MCR-2-RPSS-I-I-PT - Repeater power supply

2902015

<https://www.phoenixcontact.com/us/products/2902015>

Drawings

Block diagram



MINI MCR-2-RPSS-I-I-PT - Repeater power supply





2902015

<https://www.phoenixcontact.com/us/products/2902015>


Approvals

To download certificates, visit the product detail page: <https://www.phoenixcontact.com/us/products/2902015>


 **UL Listed**
Approval ID: FILE E 238705


 **cUL Listed**
Approval ID: FILE E 238705


DNV
Approval ID: TAA00002UA


 **IECEx**
Approval ID: IECEx BVS 19.0041X

 **cUL Listed**
Approval ID: E196811

 **UL Listed**
Approval ID: E196811

 **ATEX**
Approval ID: BVS 19 ATEX E 047 X

 **EAC Ex**
Approval ID: TP012 103.01 00079

 **CCC**
Approval ID: 2022122303115963

MINI MCR-2-RPSS-I-I-PT - Repeater power supply



2902015

<https://www.phoenixcontact.com/us/products/2902015>

Classifications

ECLASS

ECLASS-13.0	27210120
ECLASS-15.0	27210120

ETIM

ETIM 10.0	EC002653
-----------	----------

UNSPSC

UNSPSC 21.0	39121000
-------------	----------

MINI MCR-2-RPSS-I-I-PT - Repeater power supply



2902015

<https://www.phoenixcontact.com/us/products/2902015>

Environmental product compliance

EU RoHS

Fulfills EU RoHS substance requirements	Yes
Exemption	7(a), 7(c)-I

China RoHS

Environment friendly use period (EFUP)	EFUP-50
	An article-related China RoHS declaration table can be found in the download area for the respective article under "Manufacturer declaration". For all articles with EFUP-E, no China RoHS declaration table issued and required.

EU REACH SVHC

REACH candidate substance (CAS No.)	Lead(CAS: 7439-92-1)
	2,2',6,6'-tetrabromo-4,4'-isopropylidenediphenol(CAS: 79-94-7)
SCIP	97e73ed1-96a3-488f-b335-bd6dcd6c2be3

EF3.1 Climate Change

CO2e kg	5.632 kg CO2e
---------	---------------

Phoenix Contact 2026 © - all rights reserved
<https://www.phoenixcontact.com>

Phoenix Contact USA
586 Fulling Mill Road
Middletown, PA 17057, United States
(+717) 944-1300
info@phoenixcon.com