


UM-KS50/32MR/1/ADV551/SC/SO207 - Relay module



2900899

<https://www.phoenixcontact.com/us/products/2900899>

Please be informed that the data shown in this PDF document is generated from our online catalog. Please find the complete data in the user documentation. Our general terms of use for downloads are valid.



32-channel VARIOFACE relay module with screw connection and 50-pos. system connection. The power supply is designed redundantly, for Yokogawa ADV 551 card

Commercial data

Item number	2900899
Packing unit	1 pc
Minimum order quantity	1 pc
Note	Made to order (non-returnable)
Sales key	C421
Product key	DK2A9N
GTIN	4046356548397
Weight per piece (including packing)	1,014.9 g
Weight per piece (excluding packing)	500 g
Customs tariff number	85371098
Country of origin	DE

Technical data

Product properties

Product type	Interface module
No. of channels	32

Insulation characteristics: Air clearances and creepage distances, input/output

Insulation	Safe isolation, reinforced insulation
Overvoltage category	III
Pollution degree	2

Insulation characteristics: Air and creepage distances, output/output

Insulation	Basic insulation
Overvoltage category	III
Pollution degree	2

Electrical properties

Air clearances and creepage distances, input/output

Rated insulation voltage	300 V
Rated surge voltage	6 kV (1.2/50 µs)

Air and creepage distances, output/output

Rated insulation voltage	300 V
Rated surge voltage	4 kV (1.2/50 µs)

Supported controller: YOKOGAWA CS3000 CentumVP

Suitable I/O card	ADV551
	ADV561

Supported controller: YOKOGAWA STARDOM

Suitable I/O card	NFDV551
	NFDV561

Input data

Nominal input voltage U_N	24 V DC
Input voltage range in reference to U_N	0.8 ... 1.1
Input voltage range	19.2 V DC ... 26.4 V DC
Typical input current at U_N	9 mA (per channel)
Protective circuit	Damping diode, polarity protection; Damping diode, polarity protection diode
	Reverse polarity protection; Polarity protection diode
Operating voltage display	Green LED
Status display/channel	Yellow LED

Output data

UM-KS50/32MR/1/ADV551/SC/SO207 - Relay module



2900899

<https://www.phoenixcontact.com/us/products/2900899>

Switching

Contact switching type	1 N/O contact
Type of switch contact	Single contact
Contact material	AgSnO
Maximum switching voltage	230 V AC
Limiting continuous current	2 A (Per channel, plug-in fuse (IEC 6012-3/IV, 2AT); for 100% ED 1 A per channel)
Maximum inrush current	8 A (Supply, (V1+, V2+), pluggable fuse (UL 248-14, 250 V, 8AT))
Min. switching current	100 mA
Interrupting rating (ohmic load) max.	48 W (at 24 V DC) 20 W (at 48 V DC) 18 W (at 60 V DC) 23 W (at 110 V DC) 40 W (at 220 V DC) 500 VA (for 250 V AC)

Connection data

Field level

Connection method	Screw connection
Conductor cross-section rigid	0.2 mm ² ... 4 mm ²
Conductor cross-section flexible	0.2 mm ² ... 2.5 mm ²
Conductor cross-section AWG	24 ... 12

Controller level

Connection method	Yokogawa, KS compatible
Number of connections	1
Number of positions	50
Tightening torque	0.5 Nm

Supply

Connection method	Screw connection
Number of positions	8
Conductor cross-section rigid	0.2 mm ² ... 4 mm ²
Conductor cross-section flexible	0.2 mm ² ... 2.5 mm ²
Conductor cross-section AWG	24 ... 12

Signaling

Status display present	yes
------------------------	-----

Dimensions

Width	267 mm
Height	127.5 mm
Depth	56.5 mm

Environmental and real-life conditions

Ambient conditions

Degree of protection	IP00
Degree of protection (Installation location)	≥ IP54 (Installation location)
Ambient temperature (operation)	-20 °C ... 50 °C
Altitude	≤ 2000 m

Standards and regulations

Air clearances and creepage distances, input/output

Standards/regulations	EN 61010-2-201
-----------------------	----------------

Air and creepage distances, output/output

Standards/regulations	EN 61010-2-201
-----------------------	----------------

Mounting

Mounting type	DIN rail mounting
Mounting position	any

Notes

Notes on operation	Observe the maximum switching power of the relays used
Notes on operation	Do not connect adjacent channels to SELV/ PELV and voltages dangerous to the touch.
Notes on operation	The necessary requirements for insulation (basic insulation or reinforced insulation) from adjacent modules (in DIN-rail direction) must be realized by applying suitable measures (e. g., partition plates).
Notes on operation	Adjacent channels are not suitable for switching different line conductors.
Notes on operation	For proper use, the specifications of the installation directive (see Downloads) must be observed. For applications or use with third-party products, the specifications, and the safety and warning instructions of the respective third-party manufacturer must also be met.

UM-KS50/32MR/1/ADV551/SC/SO207 - Relay module




2900899

<https://www.phoenixcontact.com/us/products/2900899>

Drawings

Circuit diagram



UM-KS50/32MR/1/ADV551/SC/SO207 - Relay module




2900899

<https://www.phoenixcontact.com/us/products/2900899>

Approvals

To download certificates, visit the product detail page: <https://www.phoenixcontact.com/us/products/2900899>

 CSA Approval ID: LR 13631				
	Nominal voltage U_N	Nominal current I_N	Cross section AWG	Cross section mm^2
keine				
	120 V	16 A	-	-

2900899

<https://www.phoenixcontact.com/us/products/2900899>

Classifications

ECLASS

ECLASS-13.0	27141152
ECLASS-15.0	27141152

ETIM

ETIM 10.0	EC002780
-----------	----------

UNSPSC

UNSPSC 21.0	39121400
-------------	----------

2900899

<https://www.phoenixcontact.com/us/products/2900899>

Environmental product compliance

EU RoHS

Fulfills EU RoHS substance requirements	Yes
Exemption	6(c), 7(a), 7(c)-I

China RoHS

Environment friendly use period (EFUP)	EFUP-50
	An article-related China RoHS declaration table can be found in the download area for the respective article under "Manufacturer declaration". For all articles with EFUP-E, no China RoHS declaration table issued and required.

EU REACH SVHC

REACH candidate substance (CAS No.)	Lead(CAS: 7439-92-1)
SCIP	b4111bdd-9da0-486c-bb30-6c17a74f0802

Phoenix Contact 2026 © - all rights reserved

<https://www.phoenixcontact.com>

Phoenix Contact USA
586 Fulling Mill Road
Middletown, PA 17057, United States
(+717) 944-1300
info@phoenixcon.com