MCR-SL-S- 16-SP- 24 - Current monitoring

2864464

https://www.phoenixcontact.com/us/products/2864464

Please be informed that the data shown in this PDF document is generated from our online catalog. Please find the complete data in the user documentation. Our general terms of use for downloads are valid.



MCR current protector, for sinusoidal alternating currents 0 … 16 A AC/ 1 changeover contact

Your advantages

- Adjustable switching hysteresis
- Relay changeover contact output
- 3-way isolation
- Adjustable operating/closed circuit current behavior
- Switching point can be freely selected in the measuring range of 0 ... 16 A AC

Commercial data

Item number	2864464
Packing unit	1 pc
Minimum order quantity	1 pc
Sales key	C444
Product key	CMMA21
GTIN	4017918904456
Weight per piece (including packing)	160 g
Weight per piece (excluding packing)	139.2 g
Customs tariff number	85389091
Country of origin	DE

Technical data

Notes

Utilization restriction

EMC note	EMC: class A product, see manufacturer's declaration in the download area

Product properties

Product type	Current measuring transducer

Insulation characteristics

Overvoltage category	III
Pollution degree	2

Electrical properties

Rated insulation voltage	300 V AC (to earth)
Total error	≤ 1.4 % (Temperature range)
Measuring category	III
Test voltage input/output	3.5 kV (50 Hz, 1 min.)
Test voltage input/power supply	3.5 kV (50 Hz, 1 min.)
Protective circuit	Surge protection; 33 V suppressor diode
Step response (10-90%)	40 ms
Maximum temperature coefficient	< 0.02 %/K

Supply

Supply voltage range	20 V DC ... 30 V DC
Max. current consumption	< 30 mA

Input data

Measurement:

Frequency measuring range	45 Hz ... 60 Hz

Measurement

Input current range	0 A AC ... 16 A AC (Permitted continuous overload: 120%)
Overload capacity	2 x $I_{N\ (}$continuous)
Nominal frequency f_N	50 Hz
	60 Hz
Frequency measuring range	45 Hz ... 65 Hz
Curve type	Sine

Output data

Switching: Relay

Contact switching type	1 changeover contact
Contact material	AgSnO, hard gold-plated

Maximum switching voltage	30 V AC
	36 V DC
	250 V AC (when the gold layer is destroyed)
Limiting continuous current	50 mA (for gold layer, 30 V AC/ 36 V DC)
	2 A (in case of a destroyed gold layer, 250 V AC)
Setting range of the response delay	typ. 0.1 s ... 10 s (Adjustable using a potentiometer)

Connection data

Connection method	Screw connection
Stripping length	8 mm
Screw thread	M3
Conductor cross-section rigid	0.2 mm² ... 2.5 mm²
Conductor cross-section flexible	0.2 mm² ... 2.5 mm²
Conductor cross-section AWG	24 ... 14
Connection method	Through connection

Dimensions

Item dimensions

Width	22.5 mm
Height	99 mm
Depth	114.5 mm

Circular conductor

Diameter	4.2 mm

Material specifications

Color	green (RAL 6021)
Housing material	Polyamide PA non-reinforced

Environmental and real-life conditions

Ambient conditions

Degree of protection	IP20
Ambient temperature (operation)	-20 °C ... 65 °C
Ambient temperature (storage/transport)	-40 °C ... 85 °C (non-condensing)
Altitude	≤ 2000 m
Permissible humidity (operation)	10 % ... 95 % (non-condensing)

Approvals

CE

Certificate	CE-compliant

EMC data

Electromagnetic compatibility	Conformance with EMC directive
Noise immunity	EN 61000-6-2

Note	When being exposed to interference, there may be minimal deviations.

Noise emission

Standards/regulations	EN 61000-6-4

Standards and regulations

Standards/regulations	IEC 61010-2-030

Mounting

Mounting type	DIN rail mounting
Mounting position	any

Drawings

Dimensional drawing

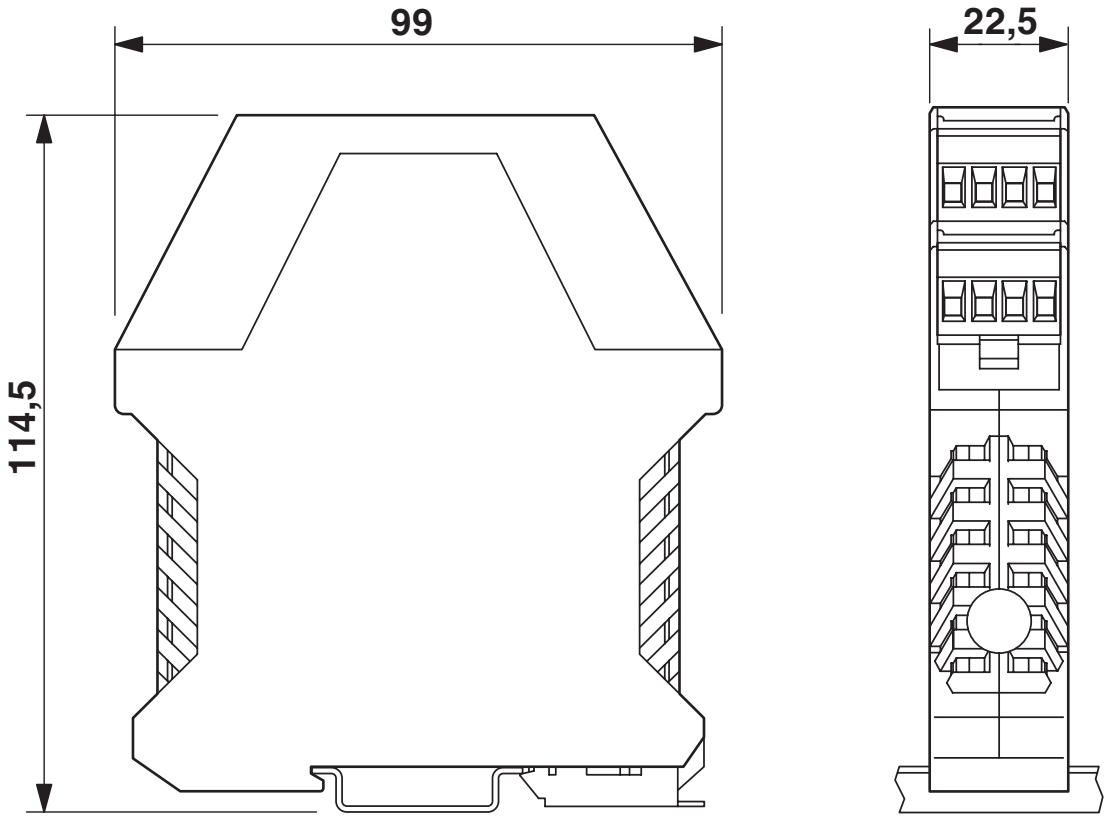

Application drawing

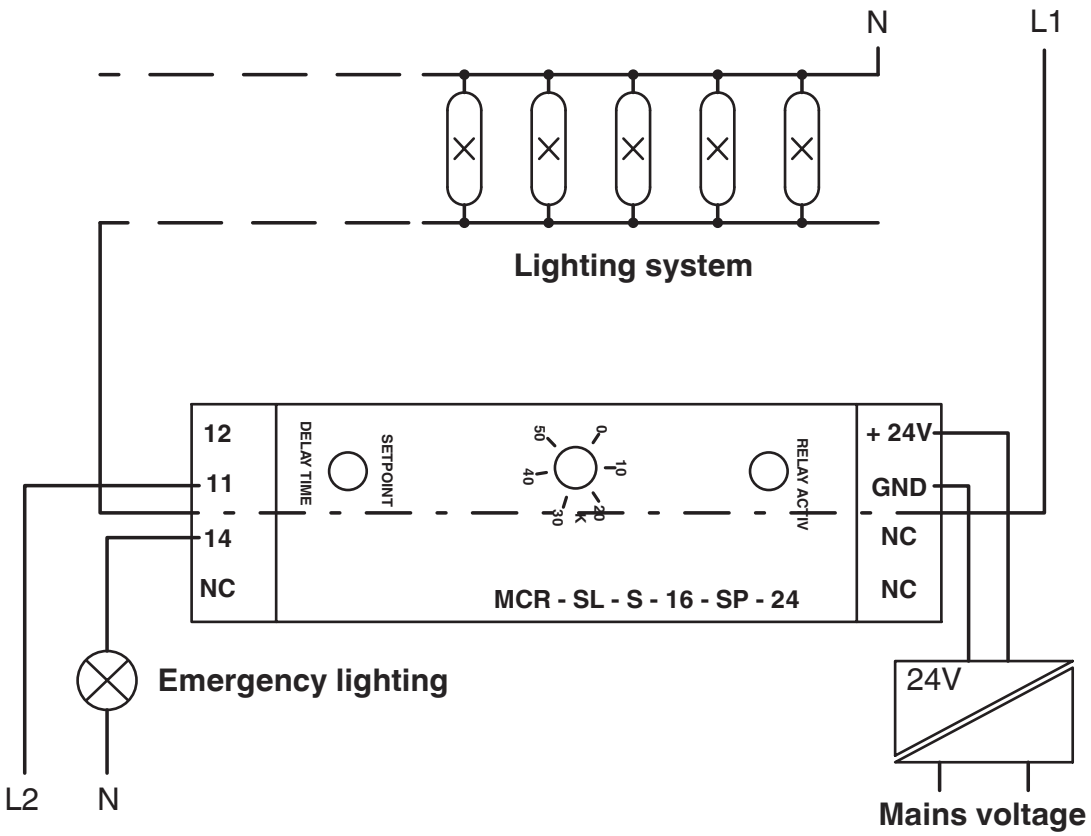

Lighting system with emergency lighting

Circuit diagram

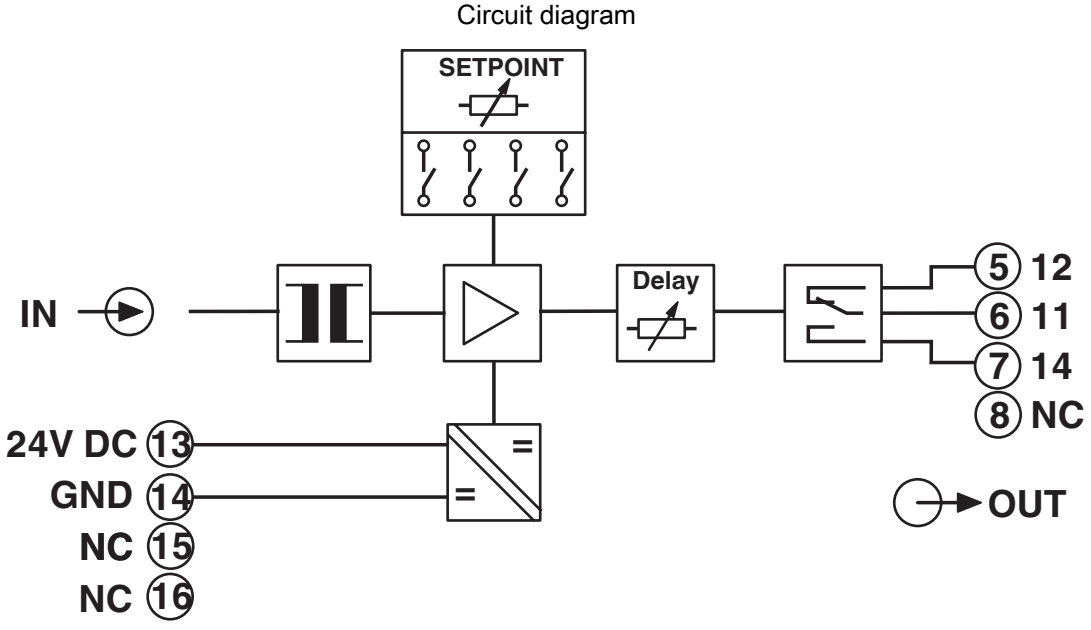

Approvals

To download certificates, visit the product detail page: https://www.phoenixcontact.com/us/products/2864464

cUL Recognized
Approval ID: E238705

UL Recognized
Approval ID: E238705

Classifications

ECLASS

ECLASS-13.0	27210123
ECLASS-15.0	27210123

ETIM

ETIM 10.0	EC002475

UNSPSC

UNSPSC 21.0	39121000

Environmental product compliance

EU RoHS

Fulfills EU RoHS substance requirements	Yes
Exemption	6(c), 7(a), 7(c)-I

China RoHS

Environment friendly use period (EFUP)	EFUP-50
	An article-related China RoHS declaration table can be found in the download area for the respective article under "Manufacturer declaration". For all articles with EFUP-E, no China RoHS declaration table issued and required.

EU REACH SVHC

REACH candidate substance (CAS No.)	Lead(CAS: 7439-92-1)
SCIP	612d9570-bbc2-4415-9ebc-e5214cd59614

Phoenix Contact 2026 © - all rights reserved
https://www.phoenixcontact.com

Phoenix Contact USA
586 Fulling Mill Road
Middletown, PA 17057, United States
(+717) 944-1300
info@phoenixcon.com