

# IB IL AI 2/SF-230-PAC - Analog module

2861577

<https://www.phoenixcontact.com/us/products/2861577>

Please be informed that the data shown in this PDF document is generated from our online catalog. Please find the complete data in the user documentation. Our general terms of use for downloads are valid.



Inline, Analog input terminal, Analog inputs: 2, 0 V ... 10 V, -10 V ... 10 V, 0 mA ... 20 mA, 4 mA ... 20 mA, -20 mA ... 20 mA, connection technology: 2-conductor, transmission speed in the local bus: 500 kbps, 3 dB base frequency at 230 Hz, degree of protection: IP20, including Inline connector and labeling field

## Product description

The terminal is designed for use within an Inline station. It is used to acquire analog voltage and current signals.

## Your advantages

- 2 analog single-ended signal inputs for the connection of either voltage or current signals
- Connection of sensors in 2-conductor technology
- Current ranges: 0 mA ... 20 mA, 4 mA ... 20 mA,  $\pm 20$  mA
- Voltage ranges: 0 V ... 10 V,  $\pm 10$  V
- The channels are parameterized independently of one another via the bus system
- Measured values can be represented in four different formats
- Resolution depends on the representation format and the measuring range
- Process data update of both channels within a max. of 1.5 ms

## Commercial data

Item number	2861577
Packing unit	1 pc
Minimum order quantity	1 pc
Sales key	DR01
Product key	DRI141
GTIN	4017918907440
Weight per piece (including packing)	89.7 g
Weight per piece (excluding packing)	47 g
Customs tariff number	85389099
Country of origin	DE

# IB IL AI 2/SF-230-PAC - Analog module



2861577

<https://www.phoenixcontact.com/us/products/2861577>

## Technical data

### Dimensions

Dimensional drawing	
Width	12.2 mm
Height	136.8 mm
Depth	71.5 mm
Note on dimensions	Housing dimensions

### Notes

Note on application	
Note on application	Only for industrial use

### Material specifications

Color (Housing)	green (RAL 6021)
-----------------	------------------

### Interfaces

Inline local bus	
Number of interfaces	2
Connection method	Inline data jumper
Transmission speed	500 kbps

### System properties

Programming data (LocalbusSlave)	
Length code (hex)	02
ID code (dec.)	127
Length code (dec)	02
Process data channel	32 bit
Input address area	4 Byte
Output address area	4 Byte
Parameter channel (PCP)	0 Byte
Register length (bus)	32 bit

Fieldbus data telegram (PROFIBUS)	
Required parameter data	6 Byte
Required configuration data	4 Byte

## Input data

### Analog:

Input name	Analog inputs
Description of the input	Single-ended inputs, voltage or current
Number of inputs	2
A/D conversion time	typ. 120 µs (per channel)
Connection method	Inline shield connector
Connection technology	2-conductor
Note regarding the connection technology	shielded
Current input signal	0 mA ... 20 mA 4 mA ... 20 mA -20 mA ... 20 mA
Input resistance current input	50 Ω (Shunt)
Voltage input signal	0 V ... 10 V -10 V ... 10 V
Input resistance of voltage input	> 220 kΩ
Data formats	IB IL, IB ST, IB RT, standardized representation
Limit frequency (3 dB)	230 Hz
Common mode voltage range signal - ground	40 V (Between current input and functional ground) 40 V (between voltage input and functional ground)
Measuring principle	Successive approximation
Measured value resolution	16 bits (15 bits + sign bit)
Measured value representation	16 bit two's complement
Protective circuit	Surge protection; Suppressor diodes in the analog inputs

## Product properties

Product type	I/O component
Product family	Inline
Type	modular
Installation location	Control cabinet
Scope of supply	including Inline connector and labeling field
Operating mode	Process data operation with 2 words
Special properties	3 dB base frequency at 230 Hz
Diagnosics messages	Failure of the internal I/O supply yes I/O error Error message in the process data User error Error message in the process data

### Insulation characteristics

Overvoltage category	II (IEC 60664-1, EN 60664-1)
Pollution degree	2 (IEC 60664-1, EN 60664-1)

## Electrical properties

Maximum power dissipation for nominal condition	0.9 W
---	-------

# IB IL AI 2/SF-230-PAC - Analog module



2861577

<https://www.phoenixcontact.com/us/products/2861577>

## Potentials: Communications power ( $U_L$ )

Supply voltage	7.5 V DC (via voltage jumper)
Current draw	max. 60 mA
	typ. 45 mA

## Potentials: Supply of analog modules ( $U_{ANA}$ )

Supply voltage	24 V DC (via voltage jumper)
Supply voltage range	19.2 V DC ... 30 V DC (including all tolerances, including ripple)
Current draw	max. 18 mA
	typ. 13 mA

## Electrical isolation/isolation of the voltage ranges

Test voltage: 7.5 V supply (bus logic), 24 V supply $U_{ANA}$ / I/O	500 V AC, 50 Hz, 1 min
Test voltage: 7.5 V supply (bus logic), 24 V supply $U_{ANA}$ / functional ground	500 V AC, 50 Hz, 1 min
Test voltage: I/O/functional ground	500 V AC, 50 Hz, 1 min

## Connection data

### Connection technology

Connection name	Inline connector
-----------------	------------------

### Inline connector

Connection method	Spring-cage connection
Conductor cross-section, rigid	0.08 mm <sup>2</sup> ... 1.5 mm <sup>2</sup>
Conductor cross-section, flexible	0.08 mm <sup>2</sup> ... 1.5 mm <sup>2</sup>
Conductor cross-section AWG	28 ... 16
Stripping length	8 mm

## Environmental and real-life conditions

### Ambient conditions

Ambient temperature (operation)	-25 °C ... 55 °C
Degree of protection	IP20
Air pressure (operation)	70 kPa ... 106 kPa (up to 3000 m above sea level)
Air pressure (storage/transport)	70 kPa ... 106 kPa (up to 3000 m above sea level)
Ambient temperature (storage/transport)	-25 °C ... 85 °C
Permissible humidity (operation)	10 % ... 95 % (non-condensing)
Permissible humidity (storage/transport)	10 % ... 95 % (non-condensing)

### Mechanical test

Vibration resistance in accordance with EN 60068-2-6/IEC 60068-2-6	5g
Shock in accordance with EN 60068-2-27/IEC 60068-2-27	25g

## Standards and regulations

Protection class	III (IEC 61140, EN 61140, VDE 0140-1)
------------------	---------------------------------------

# IB IL AI 2/SF-230-PAC - Analog module



2861577

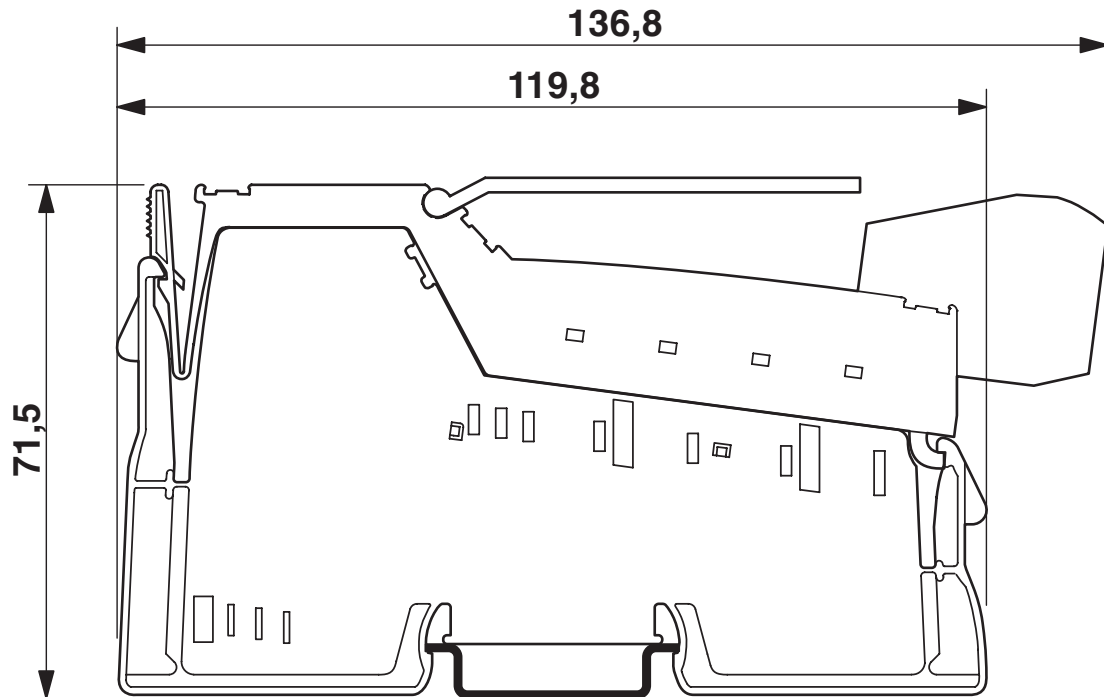
<https://www.phoenixcontact.com/us/products/2861577>

## Mounting

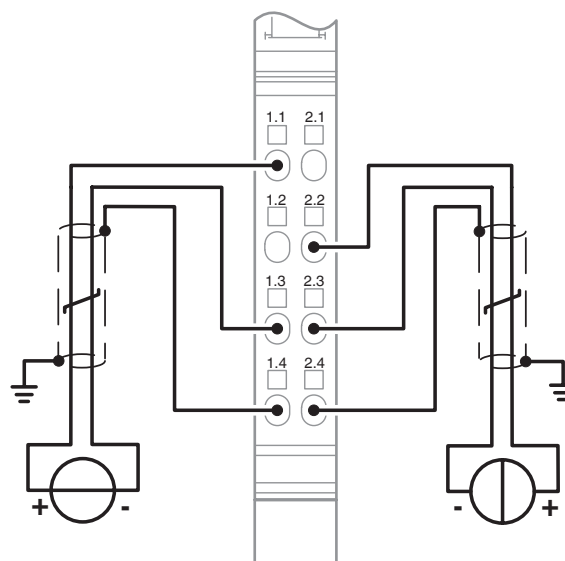
Mounting type	DIN rail mounting
---------------	-------------------

## Drawings

Dimensional drawing



Connection diagram



Connection example

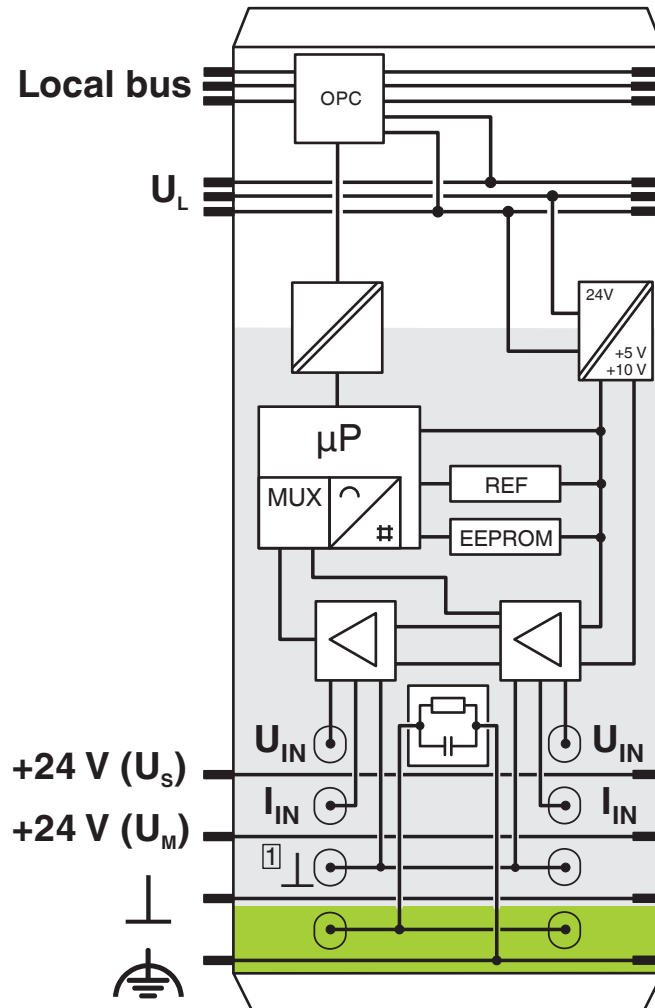
# IB IL AI 2/SF-230-PAC - Analog module

2861577

<https://www.phoenixcontact.com/us/products/2861577>



Block diagram



Internal wiring of the terminal points

# IB IL AI 2/SF-230-PAC - Analog module



2861577

<https://www.phoenixcontact.com/us/products/2861577>

## Approvals

To download certificates, visit the product detail page: <https://www.phoenixcontact.com/us/products/2861577>



**cULus Recognized**  
Approval ID: E140324

# IB IL AI 2/SF-230-PAC - Analog module



2861577

<https://www.phoenixcontact.com/us/products/2861577>

## Classifications

### ECLASS

ECLASS-13.0	27242601
ECLASS-15.0	27242601

### ETIM

ETIM 10.0	EC001596
-----------	----------

### UNSPSC

UNSPSC 21.0	32151600
-------------	----------

2861577

<https://www.phoenixcontact.com/us/products/2861577>

## Environmental product compliance

### EU RoHS

Fulfills EU RoHS substance requirements	Yes
Exemption	7(a), 7(c)-I

### China RoHS

Environment friendly use period (EFUP)	EFUP-50
	An article-related China RoHS declaration table can be found in the download area for the respective article under "Manufacturer declaration". For all articles with EFUP-E, no China RoHS declaration table issued and required.

### EU REACH SVHC

REACH candidate substance (CAS No.)	Lead(CAS: 7439-92-1)
SCIP	324ecaf7-2c4c-4e35-b758-a8ef22e5dd93

Phoenix Contact 2026 © - all rights reserved

<https://www.phoenixcontact.com>

Phoenix Contact USA  
586 Fulling Mill Road  
Middletown, PA 17057, United States  
(+717) 944-1300  
[info@phoenixcon.com](mailto:info@phoenixcon.com)