

# IB IL 24 DO 2-PAC - Digital module



2861470

<https://www.phoenixcontact.com/us/products/2861470>

Please be informed that the data shown in this PDF document is generated from our online catalog. Please find the complete data in the user documentation. Our general terms of use for downloads are valid.



Inline, Digital output terminal, Digital outputs: 2, 24 V DC, connection technology: 4-conductor, transmission speed in the local bus: 500 kbps, degree of protection: IP20, including Inline connector and labeling field

## Product description

The terminal is designed for use within an Inline station. It is used to output digital signals.

## Your advantages

- 2 digital outputs
- Connection of actuators in 2-, 3-, and 4-conductor technology
- Nominal current per output: 500 mA
- Total current of the terminal: 1 A
- Short-circuit and overload-protected outputs
- Diagnostic and status indicators

## Commercial data

Item number	2861470
Packing unit	1 pc
Minimum order quantity	1 pc
Sales key	DR01
Product key	DRI132
GTIN	4017918894399
Weight per piece (including packing)	86.3 g
Weight per piece (excluding packing)	41 g
Customs tariff number	85389099
Country of origin	DE

# IB IL 24 DO 2-PAC - Digital module



2861470

<https://www.phoenixcontact.com/us/products/2861470>

## Technical data

### Dimensions

Dimensional drawing	
Width	12.2 mm
Height	119.8 mm
Depth	71.5 mm
Note on dimensions	Housing dimensions

### Notes

#### Note on application

Note on application	Only for industrial use
---------------------	-------------------------

#### Utilization restriction

CCCex note	Use in potentially explosive areas is not permitted in China.
------------	---

### Material specifications

Color (Housing)	green (RAL 6021)
-----------------	------------------

### Interfaces

#### Inline local bus

Number of interfaces	2
Connection method	Inline data jumper
Transmission speed	500 kbps

### System properties

#### Programming data (LocalbusSlave)

Length code (hex)	C2
ID code (dec.)	189
Length code (dec)	194
Process data channel	2 bit
Input address area	0 Byte
Output address area	2 bit
Parameter channel (PCP)	0 bit
Register length (bus)	2 bit

#### Fieldbus data telegram

# IB IL 24 DO 2-PAC - Digital module



2861470

<https://www.phoenixcontact.com/us/products/2861470>

Required parameter data	3 Byte
Required configuration data	4 Byte

## Output data

Digital:

Output name	Digital outputs
Connection method	Spring-cage connection
Connection technology	4-conductor
Number of outputs	2
Protective circuit	Overload protection, short-circuit protection of outputs
Output voltage	24 V DC
Maximum output current per channel	500 mA
Maximum output current per module	1 A
Nominal output voltage	24 V DC
Nominal load, inductive	12 W
Nominal load, lamp	12 W
Nominal load, ohmic	12 VA
Behavior with overload	Auto restart
Behavior with inductive overload	Output can be destroyed
Behavior at voltage switch-off	The output follows the power supply without delay

## Product properties

Product type	I/O component
Product family	Inline
Type	modular
Scope of supply	including Inline connector and labeling field
No. of channels	2
Operating mode	Process data mode with 2 bits
Diagnostics messages	Short-circuit or overload of the digital outputs Error message in the diagnostic code (bus) and display (2 Hz) via the LED (D) on the module

Insulation characteristics

Overvoltage category	II (IEC 60664-1, EN 60664-1)
Pollution degree	2 (IEC 60664-1, EN 60664-1)

## Electrical properties

Maximum power dissipation for nominal condition	0.7 W
---	-------

Potentials: Communications power ( $U_L$ )

Supply voltage	7.5 V DC (via voltage jumper)
Current draw	max. 33 mA

Potentials: Segment circuit supply ( $U_S$ )

Supply voltage	24 V DC (via voltage jumper)
Supply voltage range	19.2 V DC ... 30 V DC (including all tolerances, including ripple)

# IB IL 24 DO 2-PAC - Digital module



2861470

<https://www.phoenixcontact.com/us/products/2861470>

Current draw	max. 1 A
--------------	----------

## Electrical isolation/isolation of the voltage ranges

Test voltage: 5 V supply, incoming remote bus/7.5 V supply (bus logics)	500 V AC, 50 Hz, 1 min
Test voltage: 5 V supply, outgoing remote bus/7.5 V supply (bus logics)	500 V AC, 50 Hz, 1 min
Test voltage: 7.5 V supply (bus logics)/24 V supply (I/O)	500 V AC, 50 Hz, 1 min
Test voltage: 24 V supply (I/O) / functional ground	500 V AC, 50 Hz, 1 min

## Connection data

### Connection technology

Connection name	Inline connector
-----------------	------------------

### Inline connector

Connection method	Spring-cage connection
Conductor cross-section, rigid	0.08 mm <sup>2</sup> ... 1.5 mm <sup>2</sup>
Conductor cross-section, flexible	0.08 mm <sup>2</sup> ... 1.5 mm <sup>2</sup>
Conductor cross-section AWG	28 ... 16
Stripping length	8 mm

## Environmental and real-life conditions

### Ambient conditions

Ambient temperature (operation)	-25 °C ... 55 °C
Degree of protection	IP20
Air pressure (operation)	70 kPa ... 106 kPa (up to 3000 m above sea level)
Air pressure (storage/transport)	70 kPa ... 106 kPa (up to 3000 m above sea level)
Ambient temperature (storage/transport)	-25 °C ... 85 °C
Permissible humidity (operation)	10 % ... 95 % (according to DIN EN 61131-2)
Permissible humidity (storage/transport)	10 % ... 95 % (according to DIN EN 61131-2)

## Standards and regulations

Protection class	III (IEC 61140, EN 61140, VDE 0140-1)
------------------	---------------------------------------

## Mounting

Mounting type	DIN rail mounting
---------------	-------------------

# IB IL 24 DO 2-PAC - Digital module



2861470

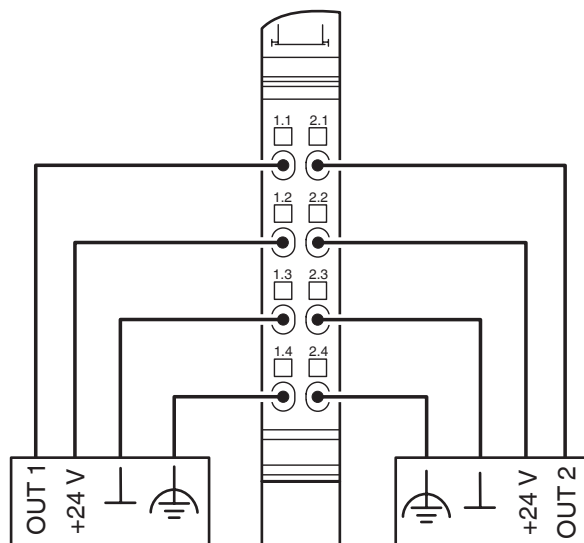
<https://www.phoenixcontact.com/us/products/2861470>

## Drawings

Dimensional drawing



Connection diagram

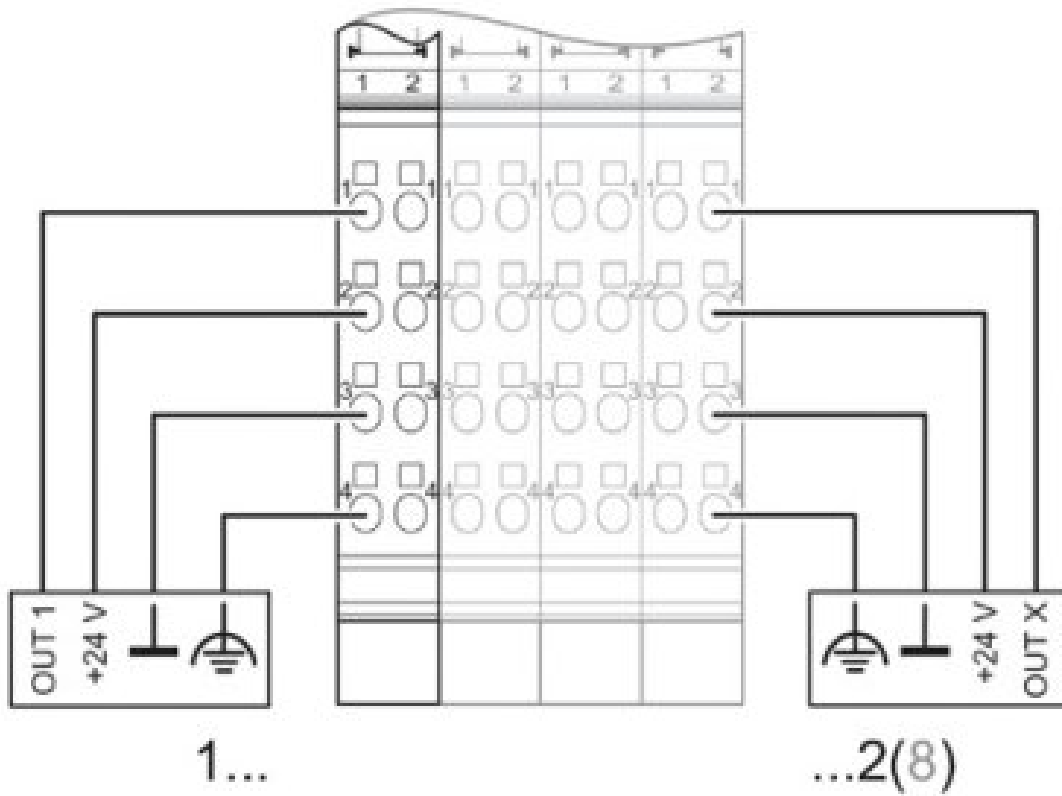


# IB IL 24 DO 2-PAC - Digital module

2861470

<https://www.phoenixcontact.com/us/products/2861470>

Connection diagram



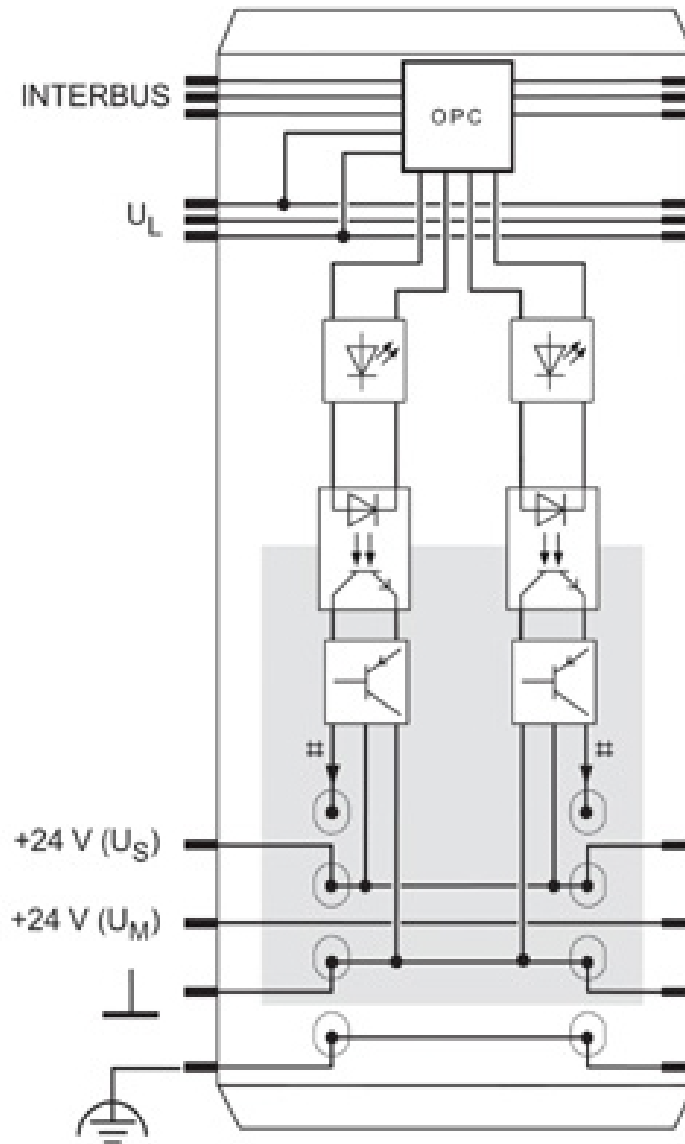
# IB IL 24 DO 2-PAC - Digital module

2861470

<https://www.phoenixcontact.com/us/products/2861470>



Block diagram



# IB IL 24 DO 2-PAC - Digital module



2861470

<https://www.phoenixcontact.com/us/products/2861470>

## Approvals

To download certificates, visit the product detail page: <https://www.phoenixcontact.com/us/products/2861470>



**DNV GL**

Approval ID: TAA00000BN



**LR**

Approval ID: LR23398855TA



**BV**

Approval ID: 20989\_C1 BV



**RINA**

Approval ID: ELE121121XG

**ABS**

Approval ID: 22-2226444-PDA



**cULus Recognized**

Approval ID: E140324



**cULus Listed**

Approval ID: E199827

# IB IL 24 DO 2-PAC - Digital module



2861470

<https://www.phoenixcontact.com/us/products/2861470>

## Classifications

### ECLASS

ECLASS-13.0	27242604
ECLASS-15.0	27242604

### ETIM

ETIM 10.0	EC001599
-----------	----------

### UNSPSC

UNSPSC 21.0	32151600
-------------	----------

2861470

<https://www.phoenixcontact.com/us/products/2861470>

## Environmental product compliance

### EU RoHS

Fulfills EU RoHS substance requirements	Yes
Exemption	7(a), 7(c)-I

### China RoHS

Environment friendly use period (EFUP)	EFUP-50
	An article-related China RoHS declaration table can be found in the download area for the respective article under "Manufacturer declaration". For all articles with EFUP-E, no China RoHS declaration table issued and required.

### EU REACH SVHC

REACH candidate substance (CAS No.)	Lead(CAS: 7439-92-1)
SCIP	3906cd20-d30a-4543-b25b-381a0143244f

Phoenix Contact 2026 © - all rights reserved

<https://www.phoenixcontact.com>

Phoenix Contact USA  
586 Fulling Mill Road  
Middletown, PA 17057, United States  
(+717) 944-1300  
[info@phoenixcon.com](mailto:info@phoenixcon.com)