

# MACX MCR-T-UI-UP - Temperature measuring transducer



2811394

<https://www.phoenixcontact.com/us/products/2811394>

Please be informed that the data shown in this PDF document is generated from our online catalog. Please find the complete data in the user documentation. Our general terms of use for downloads are valid.



Freely programmable temperature measuring transducer with analog output and 1 limit value relay, resistance thermometer in 2-, 3-, or 4-conductor technology, thermocouples, wide-range supply. Standard configuration, 4-way isolation, Safety Integrity Level (SIL, IEC 61508): 2, Performance Level (ISO 13849-1): d, Systematic Capability: 2, Screw connection

## Your advantages

- Cold junction compensation with separate plug
- Configuration via software (FDT/DTM) or IFS-OP-UNIT operator interface and display unit
- Up to SIL 2 in accordance with EN 61508
- Installation in zone 2, protection type "n" (EN 60079-15) permitted
- Programming during operation and also voltage-free using IFS-USB-PROG-ADAPTER programming adapter
- Plug-in screw or spring-cage connection technology (Push-in technology)
- Freely programmable input and output
- Input for resistance thermometers, thermocouples, resistance-type sensors, potentiometers, and mV sources
- Measure differential temperatures
- Relay switching output
- Inverse output signal ranges as an option

## Commercial data

Item number	2811394
Packing unit	1 pc
Minimum order quantity	1 pc
Sales key	C402
Product key	DK1115
GTIN	4046356520294
Weight per piece (including packing)	264.2 g
Weight per piece (excluding packing)	193.9 g
Customs tariff number	85437090
Country of origin	DE

# MACX MCR-T-UI-UP - Temperature measuring transducer



2811394

<https://www.phoenixcontact.com/us/products/2811394>

## Technical data

### Product properties

Product type	Temperature transmitter
Product family	MACX Analog
Configuration	DIP switches
	Software

### Insulation characteristics

Overvoltage category	II
Pollution degree	2

### System properties

#### Functionality

Configuration	DIP switches
	Software

### Electrical properties

Electrical isolation	4-way isolation
Electrical isolation between input and output	yes
Maximum power dissipation for nominal condition	1.26 W
Step response (0–99%)	≤ 1.75 s (SIL on)
	1.3 s (SIL off)
Maximum temperature coefficient	0.01 %/K
Maximum transmission error	0.1 % (E.g., at Pt 100, 300 K min. span)

#### Electrical isolation Input/output/power supply IEC/EN 61010-1

Standards/regulations	IEC/EN 61010-1
Rated insulation voltage	300 V <sub>rms</sub>
Test voltage	2.5 kV AC (50 Hz, 60 s)
Insulation	Safe isolation

#### Electrical isolation Input/output IEC/EN 60079-11

Standards/regulations	IEC/EN 60079-11
Rated insulation voltage	375 V <sub>P</sub>

#### Electrical isolation Input/power supply IEC/EN 60079-11

Standards/regulations	IEC/EN 60079-11
Rated insulation voltage	375 V <sub>P</sub>

#### Electrical isolation Input/switching output IEC/EN 60079-11

Standards/regulations	IEC/EN 60079-11
Rated insulation voltage	375 V <sub>P</sub>

### Supply

Nominal supply voltage range	24 V AC/DC ... 230 V AC/DC -20 % ... +10 % (50/60 Hz)
------------------------------	---

# MACX MCR-T-UI-UP - Temperature measuring transducer



2811394

<https://www.phoenixcontact.com/us/products/2811394>

Supply voltage range	19.2 V AC/DC ... 253 V AC/DC (50/60 Hz)
Typical current consumption	< 50 mA (24 V DC)
Power consumption	< 1.5 W

## Input data

### Signal

Number of inputs	1
Input signal	Temperature
	Resistor
	Voltage

### Measurement

Sensor types (RTD) that can be used	Pt, Ni, Cu sensors: 2, 3, 4-wire
Sensor types that can be used (TC)	B, E, J, K, N, R, S, T, L, U, CA, DA, A1G, A2G, A3G, MG, LG
Temperature measuring range	-250 °C ... 2500 °C (Range depending on the sensor type)
Linear resistance measuring range	0 Ω ... 50 kΩ
Potentiometer resistance range	0 Ω ... 50 kΩ
Linear mV signal range	-1000 mV ... 1000 mV

## Output data

### Switching: Relay

Configurable/programmable	Yes
Contact switching type	1 changeover contact
Contact material	AgSnO <sub>2</sub> , hard gold-plated
Maximum switching voltage	30 V AC/DC
Max. switching current	0.5 A (30 V AC)
	1 A (30 V DC)

### Signal: Current

Number of outputs	1
Configurable/programmable	Yes
Max. voltage output signal	± 11 V
Current output signal	0 mA ... 20 mA (SIL off)
	4 mA ... 20 mA (SIL on)
Max. current output signal	22 mA
Load/output load voltage output	≥ 10 kΩ
Load/output load current output	≤ 600 Ω (20 mA)
Behavior in the event of a sensor error	freely programmable

## Connection data

Connection method	Screw connection
Stripping length	7 mm
Screw thread	M3
Conductor cross-section rigid	0.2 mm <sup>2</sup> ... 2.5 mm <sup>2</sup>

# MACX MCR-T-UI-UP - Temperature measuring transducer

2811394

<https://www.phoenixcontact.com/us/products/2811394>

Conductor cross-section flexible	0.2 mm <sup>2</sup> ... 2.5 mm <sup>2</sup>
Conductor cross-section AWG	24 ... 14
Tightening torque	0.5 Nm ... 0.6 Nm

## Test socket

Max. diameter	2 mm
---------------	------

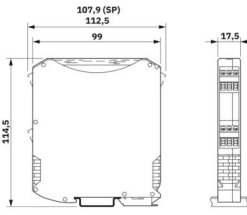
## Ex data

Ex installation (EPL)	Gc
	Div. 2

## Signaling

Status display	LED supply voltage, PWR (green)
	Red LED, flashing (line, sensor error, ERR)
	Red LED (module error, ERR)
	Yellow LED (switching output)

## Dimensions

Dimensional drawing	
Width	17.5 mm
Height	112.5 mm
Depth	113.7 mm
Depth NS 35/7,5	114.5 mm (Snapped onto DIN rail NS 35/7,5 in accordance with EN 60715)

## Material specifications

Color	gray (RAL 7042)
Flammability rating according to UL 94 (Housing)	V0 (Housing)
Housing material	PA 6.6-FR

## Environmental and real-life conditions

### Ambient conditions

Degree of protection	IP20
Ambient temperature (operation)	-20 °C ... 65 °C
Ambient temperature (storage/transport)	-40 °C ... 85 °C
Permissible humidity (operation)	typ. 5 % ... 95 % (non-condensing)
Shock (operation)	15g (IEC 60068-2-27)
Vibration (operation)	5g (IEC 60068-2-6)

Altitude range (≤ 2000 m)

# MACX MCR-T-UI-UP - Temperature measuring transducer



2811394

<https://www.phoenixcontact.com/us/products/2811394>

Altitude	≤ 2000 m (The technical data refers to altitudes ≤2000 m above mean sea level. For altitudes >2000 m above mean sea level, refer to the data sheet.)
Ambient temperature (operation)	-20 °C ... 65 °C
Safety-related maximum voltage $U_m$	30 V (Installation in zone 2)
Altitude range (≤ 3000 m)	
Height range	> 2000 m ... 3000 m
Ambient temperature (operation)	-20 °C ... 55 °C
Safety-related maximum voltage $U_m$	30 V (Installation in zone 2)
Altitude range (≤ 4000 m)	
Height range	> 3000 m ... 4000 m
Ambient temperature (operation)	-20 °C ... 50 °C
Safety-related maximum voltage $U_m$	30 V (Installation in zone 2)
Altitude range (≤ 5000 m)	
Height range	> 4000 m ... 5000 m
Ambient temperature (operation)	-20 °C ... 45 °C
Safety-related maximum voltage $U_m$	30 V (Installation in zone 2)

## Approvals

### CE

Certificate	CE-compliant
-------------	--------------

### ATEX

Identification	Ⓜ II 3 G Ex ec ic nC IIC T4 Gc
Certificate	IBExU 10 ATEX 1044 X

### IECEX

Identification	Ex ec ic nC IIC T4 Gc
Certificate	IECEX IBE 10.0004 X

### INMETRO

Identification	Ex ec ic nC IIC T4 Gc
Certificate	DNV 18.0143 X

### UL, USA/Canada

Identification	UL 508 Listed
	Class I, Div. 2, Groups A, B, C, D T6
	Class I, Zone 2, Group IIC T6

### Shipbuilding approval

Certificate	DNV GL TAA000020C
-------------	-------------------

### Safety Integrity Level (SIL, IEC 61508)

Identification	2
Certificate	SEBS-A.150520/17, V2.0

# MACX MCR-T-UI-UP - Temperature measuring transducer



2811394

<https://www.phoenixcontact.com/us/products/2811394>

## Systematic Capability

Identification	2
----------------	---

## Performance Level (ISO 13849-1)

Identification	d
----------------	---

## EAC Ex

Identification	Ex ec ic IIC T4 Gc
Certificate	BY/112 02.01 TP012 103.01 00078

## Shipbuilding data

Temperature	B
Humidity	B
Vibration	A
EMC	A
Enclosure	Required protection according to the Rules shall be provided upon installation on board

## EMC data

Electromagnetic compatibility	Conformance with EMC directive
Noise immunity	EN 61000-6-2
Note	When being exposed to interference, there may be minimal deviations.

## Noise emission

Standards/regulations	EN 61000-6-4
-----------------------	--------------

## Standards and regulations

Electrical isolation	4-way isolation
----------------------	-----------------

## Mounting

Mounting type	DIN rail mounting
---------------	-------------------

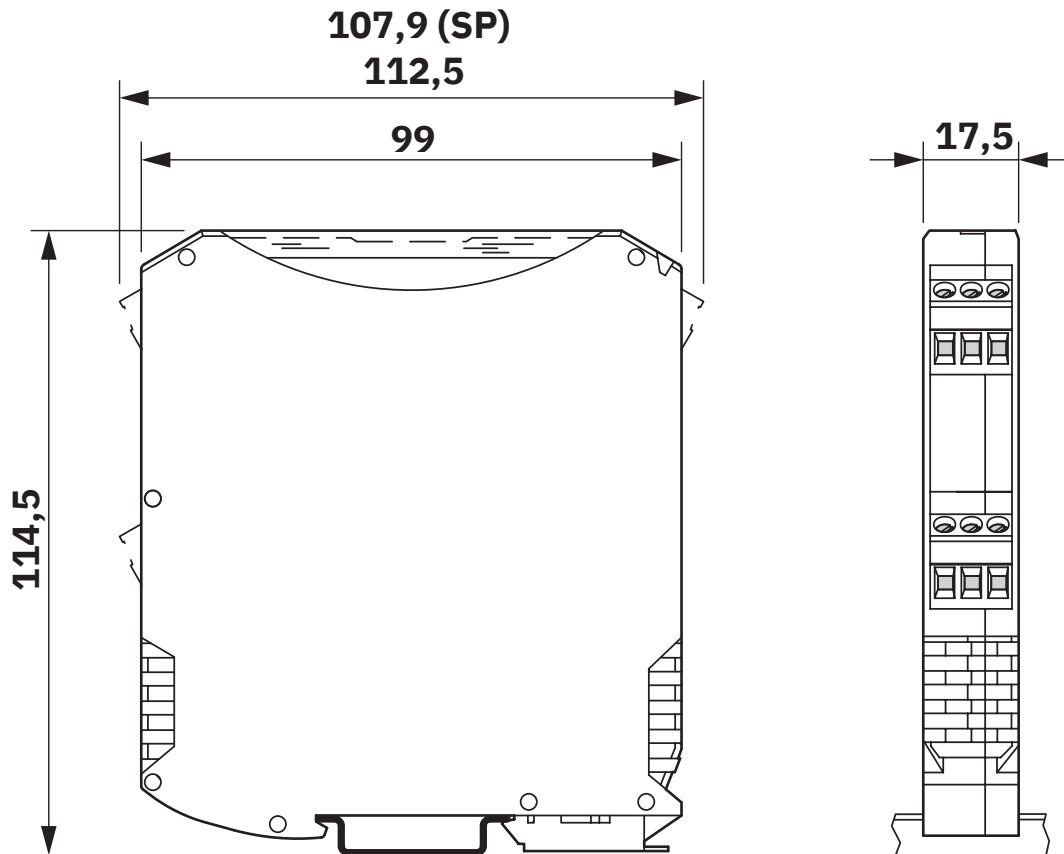
# MACX MCR-T-UI-UP - Temperature measuring transducer

2811394

<https://www.phoenixcontact.com/us/products/2811394>

## Drawings

Dimensional drawing



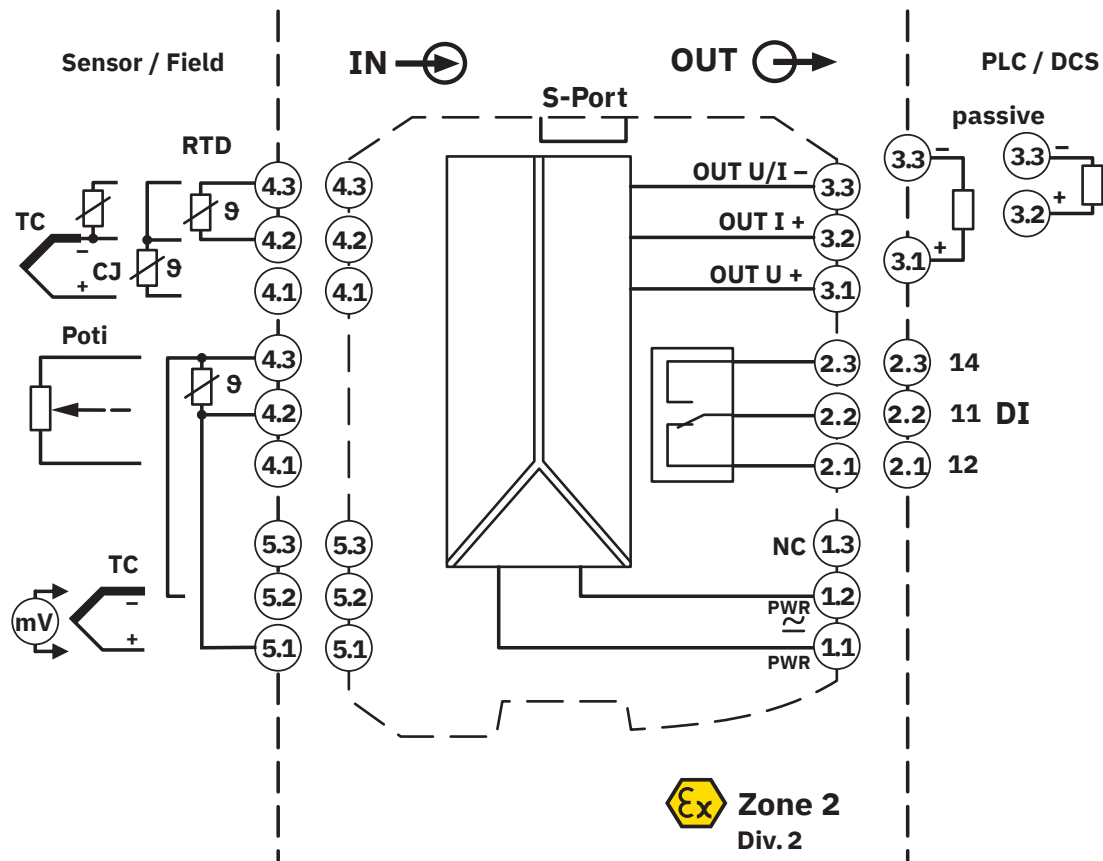
# MACX MCR-T-UI-UP - Temperature measuring transducer



2811394

<https://www.phoenixcontact.com/us/products/2811394>

Block diagram



# MACX MCR-T-UI-UP - Temperature measuring transducer



2811394

<https://www.phoenixcontact.com/us/products/2811394>

## Approvals

To download certificates, visit the product detail page: <https://www.phoenixcontact.com/us/products/2811394>

### **DNV**

Approval ID: TAA000020C



### **UL Listed**

Approval ID: E238705



### **cUL Listed**

Approval ID: E238705



### **Functional Safety**

Approval ID: SEBS-A.20170608



### **EAC Ex**

Approval ID: TP012 103.01 00078



### **IECEX**

Approval ID: IECEX IBE 10.0004X



### **cUL Listed**

Approval ID: E199827



### **UL Listed**

Approval ID: E199827



### **ATEX**

Approval ID: IBExU 10 ATEX 1044

### **INMETRO**

Approval ID: DNV 18.0143 X

# MACX MCR-T-UI-UP - Temperature measuring transducer



2811394

<https://www.phoenixcontact.com/us/products/2811394>

## Classifications

### ECLASS

ECLASS-13.0	27210129
ECLASS-15.0	27210129

### ETIM

ETIM 10.0	EC002919
-----------	----------

### UNSPSC

UNSPSC 21.0	41112100
-------------	----------

# MACX MCR-T-UI-UP - Temperature measuring transducer



2811394

<https://www.phoenixcontact.com/us/products/2811394>

## Environmental product compliance

### EU RoHS

Fulfills EU RoHS substance requirements	Yes
Exemption	7(a), 7(c)-I

### China RoHS

Environment friendly use period (EFUP)	EFUP-50
	An article-related China RoHS declaration table can be found in the download area for the respective article under "Manufacturer declaration". For all articles with EFUP-E, no China RoHS declaration table issued and required.

### EU REACH SVHC

REACH candidate substance (CAS No.)	Lead(CAS: 7439-92-1)
	2,2',6,6'-tetrabromo-4,4'-isopropylidenediphenol(CAS: 79-94-7)
SCIP	e87dd5d2-a43a-43f6-a498-d9c6724ed079

### EF3.1 Climate Change

CO2e kg	10.083 kg CO2e
---------	----------------

Phoenix Contact 2026 © - all rights reserved  
<https://www.phoenixcontact.com>

Phoenix Contact USA  
586 Fulling Mill Road  
Middletown, PA 17057, United States  
(+717) 944-1300  
[info@phoenixcon.com](mailto:info@phoenixcon.com)