


# UKK 5-MTK-P/P - Knife-disconnect terminal block



2800004

<https://www.phoenixcontact.com/us/products/2800004>

Please be informed that the data shown in this PDF document is generated from our online catalog. Please find the complete data in the user documentation. Our general terms of use for downloads are valid.



Knife-disconnect terminal block, With test socket screws for insertion of test plugs, nom. voltage: 400 V, nominal current: 26 A, 1st and 2nd level, connection method: Screw connection, Rated cross section: 4 mm<sup>2</sup>, cross section: 0.2 mm<sup>2</sup> - 4 mm<sup>2</sup>, 2nd level, connection method: Screw connection, Rated cross section: 4 mm<sup>2</sup>, cross section: 0.2 mm<sup>2</sup> - 4 mm<sup>2</sup>, mounting: NS 35/7,5, NS 35/15, NS 32, color: gray

## Your advantages

- Closed housing of double-level terminal blocks
- Space-saving design just 6.2 mm wide
- User-friendly disconnect knife operation

## Commercial data

Item number	2800004
Packing unit	50 pc
Minimum order quantity	50 pc
Sales key	BE12
Product key	BE1231
GTIN	4017918074173
Weight per piece (including packing)	24.6 g
Weight per piece (excluding packing)	23.14 g
Customs tariff number	85369010
Country of origin	TR

# UKK 5-MTK-P/P - Knife-disconnect terminal block



2800004

<https://www.phoenixcontact.com/us/products/2800004>

## Technical data

### Product properties

Product type	Disconnect terminal block
Number of connections	4
Number of rows	2
Potentials	2

### Insulation characteristics

Overvoltage category	III
Degree of pollution	3

### Electrical properties

Rated surge voltage	6 kV
Maximum power dissipation for nominal condition	1.02 W

### Connection data

Number of connections per level	2
Nominal cross section	4 mm <sup>2</sup>

#### 1st and 2nd level

Connection method	Screw connection
Screw thread	M3
Tightening torque	0.6 ... 0.8 Nm
Stripping length	8 mm
Internal cylindrical gage	A3
Connection in acc. with standard	IEC 60947-7-1
Conductor cross-section rigid	0.2 mm <sup>2</sup> ... 4 mm <sup>2</sup>
Cross section AWG	24 ... 12 (converted acc. to IEC)
Conductor cross-section flexible	0.2 mm <sup>2</sup> ... 4 mm <sup>2</sup>
Conductor cross-section, flexible [AWG]	24 ... 12 (converted acc. to IEC)
Conductor cross-section flexible (ferrule without plastic sleeve)	0.25 mm <sup>2</sup> ... 4 mm <sup>2</sup>
Flexible conductor cross-section (ferrule with plastic sleeve)	0.25 mm <sup>2</sup> ... 2.5 mm <sup>2</sup>
2 conductors with same cross section, rigid	0.2 mm <sup>2</sup> ... 1.5 mm <sup>2</sup>
2 conductors with same cross section, flexible	0.2 mm <sup>2</sup> ... 1.5 mm <sup>2</sup>
2 conductors with same cross section, flexible, with ferrule without plastic sleeve	0.25 mm <sup>2</sup> ... 1.5 mm <sup>2</sup>
2 conductors with the same cross section, flexible, with TWIN ferrule with plastic sleeve	0.5 mm <sup>2</sup> ... 1.5 mm <sup>2</sup>
Nominal cross section	4 mm <sup>2</sup>
Nominal current	26 A
Maximum load current	26 A (with 4 mm <sup>2</sup> conductor cross-section)
Nominal voltage	400 V

#### 2nd level

# UKK 5-MTK-P/P - Knife-disconnect terminal block



2800004

<https://www.phoenixcontact.com/us/products/2800004>

Connection method	Screw connection
Screw thread	M3
Internal cylindrical gage	A4
Connection in acc. with standard	IEC 60947-7-1
Conductor cross-section rigid	0.2 mm <sup>2</sup> ... 4 mm <sup>2</sup>
Cross section AWG	24 ... 12 (converted acc. to IEC)
Conductor cross-section flexible	0.2 mm <sup>2</sup> ... 4 mm <sup>2</sup>
Conductor cross-section flexible (ferrule without plastic sleeve)	0.25 mm <sup>2</sup> ... 4 mm <sup>2</sup>
Flexible conductor cross-section (ferrule with plastic sleeve)	0.25 mm <sup>2</sup> ... 2.5 mm <sup>2</sup>
2 conductors with same cross section, rigid	0.2 mm <sup>2</sup> ... 1.5 mm <sup>2</sup>
2 conductors with same cross section, flexible	0.2 mm <sup>2</sup> ... 1.5 mm <sup>2</sup>
2 conductors with same cross section, flexible, with ferrule without plastic sleeve	0.25 mm <sup>2</sup> ... 1.5 mm <sup>2</sup>
2 conductors with the same cross section, flexible, with TWIN ferrule with plastic sleeve	0.5 mm <sup>2</sup> ... 1.5 mm <sup>2</sup>
Nominal cross section	4 mm <sup>2</sup>
Nominal current	12 A
Maximum load current	12 A (with 4 mm <sup>2</sup> conductor cross-section)
Nominal voltage	400 V

## Dimensions

Width	6.1 mm
Height	80 mm
Depth on NS 32	73 mm
Depth on NS 35/7,5	68 mm
Depth on NS 35/15	75.5 mm

## Material specifications

Color	gray (RAL 7042)
Flammability rating according to UL 94	V2
Insulating material group	I
Insulating material	PA
Static insulating material application in cold	-40 °C
Temperature index of insulation material (DIN EN 60216-1 (VDE 0304-21))	125 °C
Relative insulation material temperature index (Elec., UL 746 B)	125 °C

## Mechanical properties

### Mechanical data

Open side panel	No
-----------------	----

## Environmental and real-life conditions

### Ambient conditions

Ambient temperature (operation)	-60 °C ... 110 °C (Operating temperature range incl. self-heating; for max. short-term operating temperature, see RTI Elec.)
---------------------------------	--

# UKK 5-MTK-P/P - Knife-disconnect terminal block



2800004

<https://www.phoenixcontact.com/us/products/2800004>

Ambient temperature (storage/transport)	-25 °C ... 60 °C (for a short time, not exceeding 24 h, -60 °C to +70 °C)
Ambient temperature (assembly)	-5 °C ... 70 °C
Ambient temperature (actuation)	-5 °C ... 70 °C
Permissible humidity (operation)	20 % ... 90 %
Permissible humidity (storage/transport)	30 % ... 70 %

## Standards and regulations

Connection in acc. with standard	IEC 60947-7-1
	IEC 60947-7-1

## Mounting

Mounting type	NS 35/7,5
	NS 35/15
	NS 32

Drawings

Circuit diagram



# UKK 5-MTK-P/P - Knife-disconnect terminal block





2800004


<https://www.phoenixcontact.com/us/products/2800004>

## Approvals

To download certificates, visit the product detail page: <https://www.phoenixcontact.com/us/products/2800004>

 <b>cULus Recognized</b> Approval ID: E60425				
	Nominal voltage $U_N$	Nominal current $I_N$	Cross section AWG	Cross section $mm^2$
<b>B</b>				
upper level	300 V	15 A	26 - 12	-
lower level	300 V	25 A	26 - 12	-
<b>C</b>				
upper level	300 V	15 A	26 - 12	-
lower level	300 V	25 A	26 - 12	-
<b>F</b>				
upper level	400 V	15 A	26 - 12	-
lower level	400 V	25 A	26 - 12	-

 <b>CSA</b> Approval ID: 13631				
	Nominal voltage $U_N$	Nominal current $I_N$	Cross section AWG	Cross section $mm^2$
keine				
	300 V	15 A	22 - 12	-

 <b>cUL Recognized</b> Approval ID: FILE E 60425				
	Nominal voltage $U_N$	Nominal current $I_N$	Cross section AWG	Cross section $mm^2$
<b>B</b>				
	250 V	-	26 - 12	-
<b>C</b>				
	300 V	-	26 - 12	-

# UKK 5-MTK-P/P - Knife-disconnect terminal block



2800004

<https://www.phoenixcontact.com/us/products/2800004>

## Classifications

### ECLASS

ECLASS-13.0	27250108
ECLASS-15.0	27250108

### ETIM

ETIM 10.0	EC000902
-----------	----------

### UNSPSC

UNSPSC 21.0	39121400
-------------	----------

# UKK 5-MTK-P/P - Knife-disconnect terminal block



2800004

<https://www.phoenixcontact.com/us/products/2800004>

## Environmental product compliance

### EU RoHS

Fulfills EU RoHS substance requirements	Yes
Exemption	6(c)

### China RoHS

Environment friendly use period (EFUP)	EFUP-50
	An article-related China RoHS declaration table can be found in the download area for the respective article under "Manufacturer declaration". For all articles with EFUP-E, no China RoHS declaration table issued and required.

### EU REACH SVHC

REACH candidate substance (CAS No.)	Lead(CAS: 7439-92-1)
SCIP	edfc9729-4695-4f9e-bbfe-0b39317af5ed

### EF3.1 Climate Change

CO2e kg	0.124 kg CO2e
---------	---------------

Phoenix Contact 2026 © - all rights reserved  
<https://www.phoenixcontact.com>

Phoenix Contact USA  
586 Fulling Mill Road  
Middletown, PA 17057, United States  
(+717) 944-1300  
[info@phoenixcon.com](mailto:info@phoenixcon.com)