


# UDK 4-DUR - Component terminal block



2775207

<https://www.phoenixcontact.com/us/products/2775207>

Please be informed that the data shown in this PDF document is generated from our online catalog. Please find the complete data in the user documentation. Our general terms of use for downloads are valid.



Component terminal block, for installing components that can be individually selected, nominal current: 32 A, number of connections: 4, connection method: Screw connection, Rated cross section: 4 mm<sup>2</sup>, 1 level, cross section: 0.2 mm<sup>2</sup> - 6 mm<sup>2</sup>, mounting type: NS 35/7,5, NS 35/15, NS 32, color: gray

## Your advantages

- The four-conductor connection enables user-friendly wiring
- A voltage signal pick-off can be implemented in the measuring line using this terminal block, enabling the signal to be used as an analog signal for process computers
- The constant circuits common in process automation transmit the measured values as a load-independent current of 0 ... 20 mA

## Commercial data

Item number	2775207
Packing unit	50 pc
Minimum order quantity	50 pc
Sales key	BE12
Product key	BE1271
GTIN	4017918068509
Weight per piece (including packing)	14.84 g
Weight per piece (excluding packing)	14.8 g
Customs tariff number	85369010
Country of origin	PL

# UDK 4-DUR - Component terminal block



2775207

<https://www.phoenixcontact.com/us/products/2775207>

## Technical data

### Product properties

Product type	Component terminal block
Product family	UDK
Number of connections	4
Number of rows	1
Potentials	1

### Insulation characteristics

Overvoltage category	III
Degree of pollution	3

### Electrical properties

Rated insulation voltage	630 V
Rated surge voltage	8 kV
Maximum power dissipation for nominal condition	1.02 W

### Connection data

Number of connections per level	4
Nominal cross section	4 mm <sup>2</sup>

#### 1 level

Connection method	Screw connection
Screw thread	M3
Tightening torque	0.5 ... 0.6 Nm
Stripping length	8 mm
Internal cylindrical gage	A4
Conductor cross-section rigid	0.2 mm <sup>2</sup> ... 6 mm <sup>2</sup>
Cross section AWG	24 ... 10 (converted acc. to IEC)
Conductor cross-section flexible	0.2 mm <sup>2</sup> ... 4 mm <sup>2</sup>
Conductor cross-section, flexible [AWG]	24 ... 12 (converted acc. to IEC)
Conductor cross-section flexible (ferrule without plastic sleeve)	0.25 mm <sup>2</sup> ... 4 mm <sup>2</sup>
Flexible conductor cross-section (ferrule with plastic sleeve)	0.25 mm <sup>2</sup> ... 1.5 mm <sup>2</sup>
Cross-section with insertion bridge, rigid	2.5 mm <sup>2</sup>
Cross-section with insertion bridge, flexible	2.5 mm <sup>2</sup>
2 conductors with same cross section, rigid	0.2 mm <sup>2</sup> ... 1 mm <sup>2</sup>
2 conductors with same cross section, flexible	0.2 mm <sup>2</sup> ... 1.5 mm <sup>2</sup>
2 conductors with same cross section, flexible, with ferrule without plastic sleeve	0.25 mm <sup>2</sup> ... 1.5 mm <sup>2</sup>
2 conductors with the same cross section, flexible, with TWIN ferrule with plastic sleeve	0.5 mm <sup>2</sup> ... 1 mm <sup>2</sup>
Nominal cross section	4 mm <sup>2</sup>
Nominal current	32 A (the current is determined by the component used)
Maximum load current	A

# UDK 4-DUR - Component terminal block



2775207

<https://www.phoenixcontact.com/us/products/2775207>

## Dimensions

Width	6.2 mm
End cover width	1.5 mm
Height	63.5 mm
Depth on NS 32	52 mm
Depth on NS 35/7,5	47 mm
Depth on NS 35/15	54.5 mm

## Material specifications

Color	gray (RAL 7042)
Flammability rating according to UL 94	V2
Insulating material group	I
Insulating material	PA
Temperature index of insulation material (DIN EN 60216-1 (VDE 0304-21))	125 °C
Relative insulation material temperature index (Elec., UL 746 B)	125 °C

## Electrical tests

### Surge voltage test

Result	Test passed
--------	-------------

### Power-frequency withstand voltage

Test voltage setpoint	3 kV
Result	Test passed

## Mechanical properties

### Mechanical data

Open side panel	Yes
-----------------	-----

## Mechanical tests

### Mechanical strength

Result	Test passed
--------	-------------

### Attachment on the carrier

Test force setpoint	1 N
Result	Test passed

### Test for conductor damage and slackening

Conductor cross-section/weight	0.2 mm <sup>2</sup> / 0.2 kg
	4 mm <sup>2</sup> / 0.9 kg
	6 mm <sup>2</sup> / 1.4 kg
Result	Test passed

## Environmental and real-life conditions

# UDK 4-DUR - Component terminal block



2775207

<https://www.phoenixcontact.com/us/products/2775207>

## Needle-flame test

Time of exposure	30 s
Result	Test passed

## Ambient conditions

Ambient temperature (operation)	-60 °C ... 105 °C (max. short-term operating temperature RTI Elec.)
Ambient temperature (storage/transport)	-25 °C ... 60 °C (for a short time, not exceeding 24 h, -60 °C to +70 °C)
Ambient temperature (assembly)	-5 °C ... 70 °C
Ambient temperature (actuation)	-5 °C ... 70 °C
Permissible humidity (storage/transport)	30 % ... 70 %

## Mounting

Mounting type	NS 35/7,5
	NS 35/15
	NS 32

# UDK 4-DUR - Component terminal block



2775207

<https://www.phoenixcontact.com/us/products/2775207>

## Drawings

### Circuit diagram



# UDK 4-DUR - Component terminal block





2775207

<https://www.phoenixcontact.com/us/products/2775207>

## Approvals

To download certificates, visit the product detail page: <https://www.phoenixcontact.com/us/products/2775207>

 <b>CSA</b> Approval ID: 13631				
	Nominal voltage $U_N$	Nominal current $I_N$	Cross section AWG	Cross section $\text{mm}^2$
keine				
	600 V	10 A	22 - 10	-

 <b>EAC</b> Approval ID: KZ7500651131219505				
---	--	--	--	--

# UDK 4-DUR - Component terminal block



2775207

<https://www.phoenixcontact.com/us/products/2775207>

## Classifications

### ECLASS

ECLASS-13.0	27250101
ECLASS-15.0	27250101

### ETIM

ETIM 10.0	EC000897
-----------	----------

### UNSPSC

UNSPSC 21.0	39121400
-------------	----------

# UDK 4-DUR - Component terminal block



2775207

<https://www.phoenixcontact.com/us/products/2775207>

## Environmental product compliance

### EU RoHS

Fulfills EU RoHS substance requirements	Yes
Exemption	6(c)

### China RoHS

Environment friendly use period (EFUP)	EFUP-50
	An article-related China RoHS declaration table can be found in the download area for the respective article under "Manufacturer declaration". For all articles with EFUP-E, no China RoHS declaration table issued and required.

### EU REACH SVHC

REACH candidate substance (CAS No.)	Lead(CAS: 7439-92-1)
SCIP	058f6eab-ef87-4191-b7c4-a3d097acd99d

### EF3.1 Climate Change

CO2e kg	0.093 kg CO2e
---------	---------------

Phoenix Contact 2026 © - all rights reserved  
<https://www.phoenixcontact.com>

Phoenix Contact USA  
586 Fulling Mill Road  
Middletown, PA 17057, United States  
(+717) 944-1300  
[info@phoenixcon.com](mailto:info@phoenixcon.com)