


# UKKB 5 - Double-level terminal block



2771146

<https://www.phoenixcontact.com/us/products/2771146>

Please be informed that the data shown in this PDF document is generated from our online catalog. Please find the complete data in the user documentation. Our general terms of use for downloads are valid.



Double-level terminal block, nom. voltage: 500 V, nominal current: 32 A, connection method: Screw connection, 1st and 2nd level, Rated cross section: 4 mm<sup>2</sup>, cross section: 0.2 mm<sup>2</sup> - 4 mm<sup>2</sup>, mounting type: NS 35/7,5, NS 35/15, NS 32, color: gray

## Your advantages

- Large-surface labeling option

## Commercial data

Item number	2771146
Packing unit	50 pc
Minimum order quantity	50 pc
Sales key	BE12
Product key	BE1214
GTIN	4017918068226
Weight per piece (including packing)	16.83 g
Weight per piece (excluding packing)	16.27 g
Customs tariff number	85369010
Country of origin	IN

# UKKB 5 - Double-level terminal block



2771146

<https://www.phoenixcontact.com/us/products/2771146>

## Technical data

### Product properties

Product type	Multi-level terminal block
Product family	UK
Number of connections	4
Number of rows	2
Potentials	2

### Insulation characteristics

Overvoltage category	III
Degree of pollution	3

### Electrical properties

Rated surge voltage	6 kV
Maximum power dissipation for nominal condition	1.02 W

### Connection data

Number of connections per level	2
Nominal cross section	4 mm <sup>2</sup>

### 1st and 2nd level

Connection method	Screw connection
Screw thread	M3
Tightening torque	0.6 ... 0.8 Nm
Stripping length	8 mm
Connection in acc. with standard	IEC 60947-7-1
Conductor cross-section rigid	0.2 mm <sup>2</sup> ... 4 mm <sup>2</sup>
Cross section AWG	24 ... 12 (converted acc. to IEC)
Conductor cross-section flexible	0.2 mm <sup>2</sup> ... 4 mm <sup>2</sup>
Conductor cross-section, flexible [AWG]	24 ... 12 (converted acc. to IEC)
Conductor cross-section flexible (ferrule without plastic sleeve)	0.25 mm <sup>2</sup> ... 4 mm <sup>2</sup>
Flexible conductor cross-section (ferrule with plastic sleeve)	0.25 mm <sup>2</sup> ... 2.5 mm <sup>2</sup>
Cross-section with insertion bridge, rigid	4 mm <sup>2</sup>
Cross-section with insertion bridge, flexible	2.5 mm <sup>2</sup>
2 conductors with same cross section, rigid	0.2 mm <sup>2</sup> ... 1.5 mm <sup>2</sup>
2 conductors with same cross section, flexible	0.2 mm <sup>2</sup> ... 1.5 mm <sup>2</sup>
2 conductors with same cross section, flexible, with ferrule without plastic sleeve	0.25 mm <sup>2</sup> ... 1.5 mm <sup>2</sup>
2 conductors with the same cross section, flexible, with TWIN ferrule with plastic sleeve	0.5 mm <sup>2</sup> ... 1.5 mm <sup>2</sup>
Nominal cross section	4 mm <sup>2</sup>
Nominal current	32 A
Maximum load current	32 A (with 4 mm <sup>2</sup> conductor cross-section)
Nominal voltage	500 V

# UKKB 5 - Double-level terminal block



2771146

<https://www.phoenixcontact.com/us/products/2771146>

## Dimensions

Width	6.2 mm
End cover width	2.5 mm
Height	67 mm
Depth on NS 32	67 mm
Depth on NS 35/7,5	62 mm
Depth on NS 35/15	69.5 mm

## Material specifications

Color	gray (RAL 7042)
Flammability rating according to UL 94	V0
Insulating material group	I
Insulating material	PA
Static insulating material application in cold	-60 °C
Temperature index of insulation material (DIN EN 60216-1 (VDE 0304-21))	130 °C
Relative insulation material temperature index (Elec., UL 746 B)	130 °C
Fire protection for rail vehicles (DIN EN 45545-2) R22	HL 1 - HL 3
Fire protection for rail vehicles (DIN EN 45545-2) R23	HL 1 - HL 3
Fire protection for rail vehicles (DIN EN 45545-2) R24	HL 1 - HL 3
Fire protection for rail vehicles (DIN EN 45545-2) R26	HL 1 - HL 3
Calorimetric heat release NFPA 130 (ASTM E 1354)	28 MJ/kg
Surface flammability NFPA 130 (ASTM E 162)	passed
Specific optical density of smoke NFPA 130 (ASTM E 662)	passed
Smoke gas toxicity NFPA 130 (SMP 800C)	passed

## Electrical tests

### Surge voltage test

Test voltage setpoint	7.3 kV
Result	Test passed

### Temperature-rise test

Requirement temperature-rise test	Increase in temperature $\leq$ 45 K
Result	Test passed
Short-time withstand current 4 mm <sup>2</sup>	0.48 kA
Result	Test passed

### Power-frequency withstand voltage

Test voltage setpoint	1.89 kV
Result	Test passed

## Mechanical properties

### Mechanical data

Open side panel	Yes
-----------------	-----

## Mechanical tests

### Mechanical strength

Result	Test passed
--------	-------------

### Attachment on the carrier

DIN rail/fixing support	NS 32/NS 35
Test force setpoint	1 N
Result	Test passed

### Test for conductor damage and slackening

Rotation speed	10 rpm
Revolutions	135
Conductor cross-section/weight	0.2 mm <sup>2</sup> / 0.2 kg 4 mm <sup>2</sup> / 0.9 kg
Result	Test passed

## Environmental and real-life conditions

### Needle-flame test

Time of exposure	30 s
Result	Test passed

### Ambient conditions

Ambient temperature (operation)	-60 °C ... 110 °C (Operating temperature range incl. self-heating; for max. short-term operating temperature, see RTI Elec.)
Ambient temperature (storage/transport)	-25 °C ... 60 °C (for a short time, not exceeding 24 h, -60 °C to +70 °C)
Ambient temperature (assembly)	-5 °C ... 70 °C
Ambient temperature (actuation)	-5 °C ... 70 °C
Permissible humidity (operation)	20 % ... 90 %
Permissible humidity (storage/transport)	30 % ... 70 %

## Standards and regulations

Connection in acc. with standard	IEC 60947-7-1
----------------------------------	---------------

## Mounting

Mounting type	NS 35/7,5
	NS 35/15
	NS 32

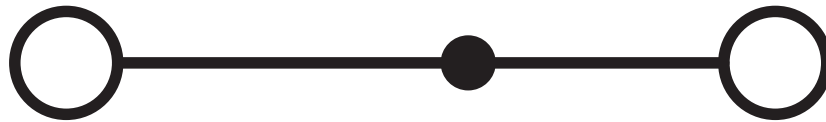
# UKKB 5 - Double-level terminal block

2771146

<https://www.phoenixcontact.com/us/products/2771146>

## Drawings

Circuit diagram



# UKKB 5 - Double-level terminal block




2771146


<https://www.phoenixcontact.com/us/products/2771146>

## Approvals


To download certificates, visit the product detail page: <https://www.phoenixcontact.com/us/products/2771146>


	<b>CSA</b> Approval ID: 13631
---	----------------------------------

	<b>cUL Recognized</b> Approval ID: FILE E 60425			
	Nominal voltage $U_N$	Nominal current $I_N$	Cross section AWG	Cross section $mm^2$
keine				
	600 V	30 A	26 - 10	-

	<b>IECEE CB Scheme</b> Approval ID: NL-39955/A1			
	Nominal voltage $U_N$	Nominal current $I_N$	Cross section AWG	Cross section $mm^2$
keine				
	32 V	500 A	-	- 4

	<b>EAC</b> Approval ID: KZ7500651131219505
---	---

	<b>cULus Recognized</b> Approval ID: E60425			
	Nominal voltage $U_N$	Nominal current $I_N$	Cross section AWG	Cross section $mm^2$
B				
	300 V	30 A	26 - 10	-
C				
	300 V	30 A	26 - 10	-
F				
	500 V	30 A	26 - 10	-
D				
	600 V	5 A	26 - 10	-

	<b>KEMA-KEUR</b> Approval ID: 71-119849			
	Nominal voltage $U_N$	Nominal current $I_N$	Cross section AWG	Cross section $mm^2$
keine				
	500 V	32 A	-	- 4

# UKKB 5 - Double-level terminal block

2771146

<https://www.phoenixcontact.com/us/products/2771146>



**ClassNK**

**NK**

Approval ID: 09 ME 141

# UKKB 5 - Double-level terminal block



2771146

<https://www.phoenixcontact.com/us/products/2771146>

## Classifications

### ECLASS

ECLASS-13.0	27250102
ECLASS-15.0	27250102

### ETIM

ETIM 10.0	EC000897
-----------	----------

### UNSPSC

UNSPSC 21.0	39121400
-------------	----------

# UKKB 5 - Double-level terminal block



2771146

<https://www.phoenixcontact.com/us/products/2771146>

## Environmental product compliance

### EU RoHS

Fulfills EU RoHS substance requirements	Yes, No exemptions
---	--------------------

### China RoHS

Environment friendly use period (EFUP)	EFUP-E
	No hazardous substances above the limits

### EU REACH SVHC

REACH candidate substance (CAS No.)	No substance above 0.1 wt%
-------------------------------------	----------------------------

### EF3.1 Climate Change

CO2e kg	0.153 kg CO2e
---------	---------------

Phoenix Contact 2026 © - all rights reserved  
<https://www.phoenixcontact.com>

Phoenix Contact USA  
586 Fulling Mill Road  
Middletown, PA 17057, United States  
(+717) 944-1300  
[info@phoenixcon.com](mailto:info@phoenixcon.com)