

IBS ST 24 BK-T - Bus coupler

2754341

<https://www.phoenixcontact.com/us/products/2754341>

Please be informed that the data shown in this PDF document is generated from our online catalog. Please find the complete data in the user documentation. Our general terms of use for downloads are valid.



INTERBUS-ST bus terminal module, 24 V DC, 9-pos., D-SUB plug, IP20 protection, consisting of: Terminal part with screw connection and module electronics

The figure shows version IBS ST 24 BK-LK

Product description

INTERBUS ST standard bus terminal modules

The INTERBUS bus terminal module connects the input/output modules of an ST station with the INTERBUS network.

Depending on the transmission medium used, the bus terminal modules are equipped with different bus connections. For copper conductors, D-SUB and MINI-COMBICON connectors are available. The fiber optic versions are equipped with F-SMA connectors.

The bus terminal modules are available in two different performance classes. A maximum of 4 or 8 input/output modules can be operated on one bus terminal module.

The bus terminal module takes on the following functions within a modular INTERBUS-ST station:

- Refreshing the INTERBUS remote bus signals
- Electrical isolation of the remote bus segments
- Decoupling of the outgoing remote bus or of the connected input/ output modules from the INTERBUS network with a software command
- Supply of the connected input/output modules with an electrically isolated voltage supply from an integrated power supply unit

Your advantages

- Up to 8 I/O modules can be connected
- Copper or fiber optic connection

Commercial data

Item number	2754341
Packing unit	1 pc
Sales key	DR03
Product key	DRI311
GTIN	4017918063108
Weight per piece (including packing)	519.12 g
Weight per piece (excluding packing)	470 g
Customs tariff number	85389091
Country of origin	DE

IBS ST 24 BK-T - Bus coupler

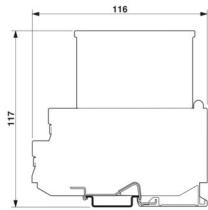
2754341

<https://www.phoenixcontact.com/us/products/2754341>



Technical data

Dimensions

Dimensional drawing	
Width	81 mm
Height	116 mm
Depth	116 mm

Material specifications

Color	green
-------	-------

Interfaces

INTERBUS

Connection method	9-pos. D-SUB plug/socket
Designation connection point	Incoming/Outgoing Remote Bus
Number of positions	9

ST local bus

Connection method	ST local bus connector
Transmission speed	500 kbps

Fieldbus: Local bus gateway

Max. number of local bus devices	max. 8
----------------------------------	--------

Input data

Digital:

Connection technology	Screw connection
-----------------------	------------------

Product properties

Product type	I/O component
Product family	Smart Terminal ST
Type	modular INTERBUS Smart Terminal
Mounting position	Horizontal DIN rail

Electrical properties

Supply: Module electronics

IBS ST 24 BK-T - Bus coupler



2754341

<https://www.phoenixcontact.com/us/products/2754341>

Supply voltage	24 V DC
Supply voltage range	18.5 V DC ... 30.5 V DC (including ripple)
Current consumption	typ. 150 mA (without ST module expansions) typ. 650 mA (For maximum number of I/O modules on the ST local bus)
Ripple	3.6 V _{pp} within the allowable voltage range

Electrical isolation/isolation of the voltage ranges

Test voltage: Incoming remote bus / Outgoing remote bus	500 V AC, 50 Hz, 1 min
Test voltage: Supply voltage/Ground conductor	500 V AC, 50 Hz, 1 min
Test voltage: Incoming remote bus/ST interface	500 V AC, 50 Hz, 1 min

Connection data

Connection technology

Connection name	Terminal block
-----------------	----------------

Terminal block

Connection method	Screw connection
Conductor cross-section, rigid	0.2 mm ² ... 2.5 mm ²
Conductor cross-section, flexible	0.2 mm ² ... 2.5 mm ²
Conductor cross-section AWG	24 ... 12
Stripping length	8 mm

Environmental and real-life conditions

Ambient conditions

Ambient temperature (operation)	0 °C ... 55 °C
Degree of protection	IP20
Air pressure (operation)	86 kPa ... 108 kPa (up to 1500 m above sea level)
Air pressure (storage/transport)	66 kPa ... 108 kPa (up to 3500 m above sea level)
Ambient temperature (storage/transport)	-20 °C ... 70 °C
Permissible humidity (operation)	30 % ... 75 % (non-condensing)
Permissible humidity (storage/transport)	30 % ... 95 % (On average, non-condensing)

Standards and regulations

Protection class	III (IEC 61140, EN 61140, VDE 0140-1)
------------------	---------------------------------------

Mounting

Mounting type	DIN rail mounting
Mounting position	Horizontal DIN rail

IBS ST 24 BK-T - Bus coupler

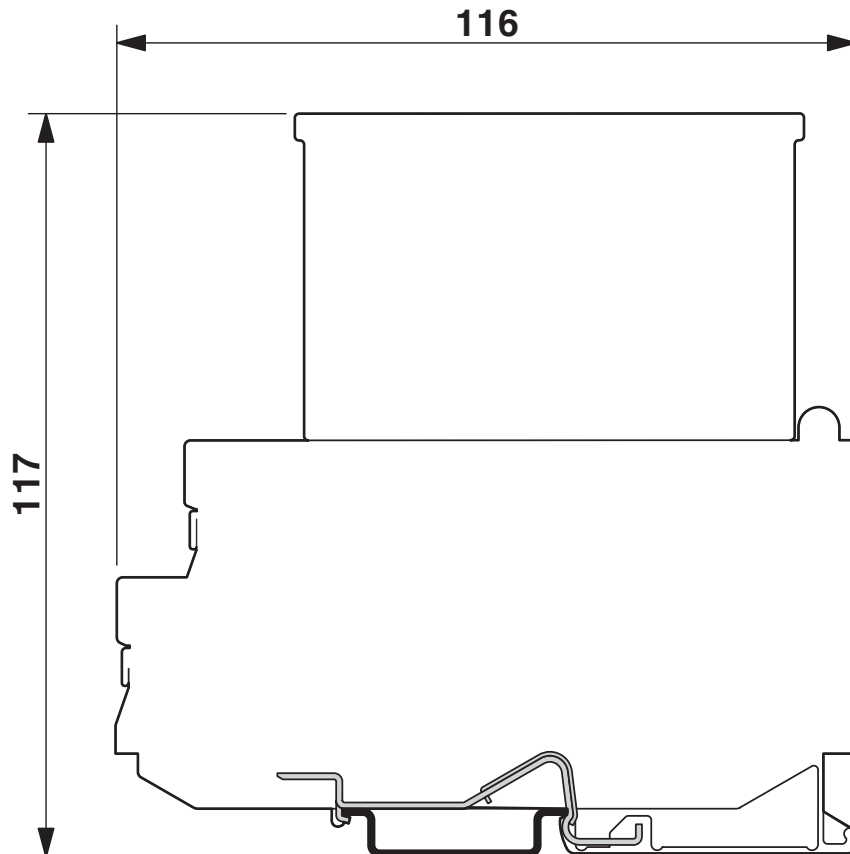
2754341

<https://www.phoenixcontact.com/us/products/2754341>

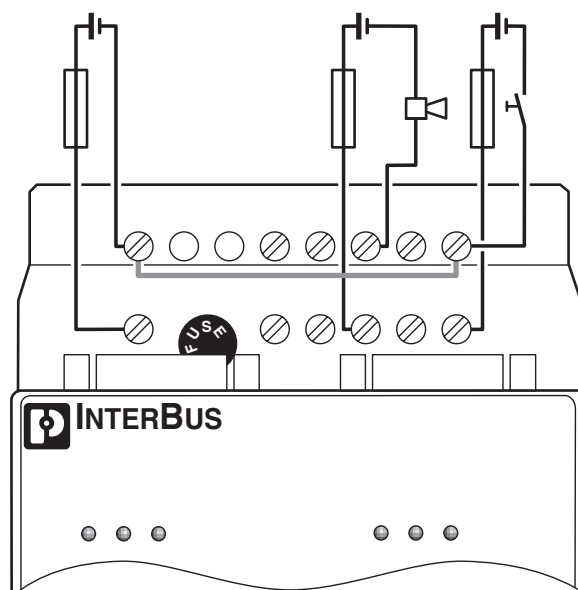


Drawings

Dimensional drawing



Connection diagram



IBS ST 24 BK-T - Bus coupler

2754341

<https://www.phoenixcontact.com/us/products/2754341>



Approvals

🔗 To download certificates, visit the product detail page: <https://www.phoenixcontact.com/us/products/2754341>

INTERBUS CLUB

Approval ID: 286/04.07.00

IBS ST 24 BK-T - Bus coupler

2754341

<https://www.phoenixcontact.com/us/products/2754341>



Classifications

ECLASS

ECLASS-13.0	27242608
ECLASS-15.0	27242608

UNSPSC

UNSPSC 21.0	32151600
-------------	----------

IBS ST 24 BK-T - Bus coupler



2754341

<https://www.phoenixcontact.com/us/products/2754341>

Environmental product compliance

EU RoHS

Fulfills EU RoHS substance requirements	Yes
Exemption	6(a), 6(a)-I, 6(c), 7(a), 7(c)-I

China RoHS

Environment friendly use period (EFUP)	EFUP-E
	No hazardous substances above the limits

EU REACH SVHC

REACH candidate substance (CAS No.)	Lead(CAS: 7439-92-1)
-------------------------------------	----------------------

Phoenix Contact 2026 © - all rights reserved

<https://www.phoenixcontact.com>

Phoenix Contact USA
586 Fulling Mill Road
Middletown, PA 17057, United States
(+717) 944-1300
info@phoenixcon.com