

# IBS ST ZF 24 BK RB-T - Bus coupler

2750769

<https://www.phoenixcontact.com/us/products/2750769>

Please be informed that the data shown in this PDF document is generated from our online catalog. Please find the complete data in the user documentation. Our general terms of use for downloads are valid.



INTERBUS-ST bus terminal module, 24 V DC, 9-pos., D-SUB with additional remote bus stub line, 9-pos. D-SUB, IP20 protection, consisting of: Terminal part with spring-cage connection and module electronics

The figure shows version IBS ST  
24 BK RB-T

## Product description

INTERBUS ST bus terminal modules with additional interfaces (Bus)

In addition to configuring a modular input/output station with ST modules, the bus terminal modules with additional INTERBUS interfaces provide the option of connecting further INTERBUS network devices.

The IBS ST 24 BK LB-T module is equipped with an additional local bus interface with a 15-pos. D-SUB connector. The flat pack design input/output modules from PHOENIX CONTACT, for example, and frequency inverters with local bus interfaces can be connected to this interface. An additional remote bus connection is provided by the IBS ST 24 RB-T. All devices with an INTERBUS remote bus interface can be connected in this remote bus branch.

The input/output bus terminal modules with additional fiber optic interfaces are available for integrating INTERBUS compatible devices into an INTERBUS fiber optic network.

All INTERBUS bus terminal modules make it possible to individually enable/disable the additional bus interfaces. To some extent, they perform the role of two bus terminal modules in the INTERBUS system and are also treated as such in the address lists and configuring software (CMD).

Note: When configuring buses branching off from the bus terminal modules, please observe the topology supported by INTERBUS controller boards.

## Your advantages

- Additional I/Os onboard
- Copper or fiber optic connection
- Additional remote/local bus branches
- Spring-cage connection with direct plug-in technology

## Commercial data

Item number	2750769
Packing unit	1 pc
Sales key	DR03
Product key	DRI311
GTIN	4017918139766
Weight per piece (including packing)	503.2 g
Weight per piece (excluding packing)	470 g
Customs tariff number	85389091
Country of origin	DE

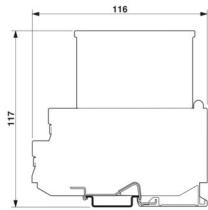
# IBS ST ZF 24 BK RB-T - Bus coupler

2750769

<https://www.phoenixcontact.com/us/products/2750769>

## Technical data

### Dimensions

Dimensional drawing	
Width	81 mm
Height	117 mm
Depth	116 mm

### Interfaces

#### INTERBUS

Connection method	9-pos. D-SUB plug/socket
Designation connection point	Incoming/Outgoing Remote Bus
Number of positions	9

#### ST local bus

Transmission speed	500 kbps
--------------------	----------

#### INTERBUS

Connection method	9-pos. D-SUB socket
Number of positions	9

#### Fieldbus: Local bus gateway

Max. number of local bus devices	max. 8
----------------------------------	--------

### Input data

#### Digital:

Connection technology	Spring-cage connection
-----------------------	------------------------

### Product properties

Product type	I/O component
Product family	Smart Terminal ST
Type	modular INTERBUS Smart Terminal
Mounting position	Horizontal DIN rail

### Electrical properties

Maximum power dissipation for nominal condition	15.6 W
---	--------

Supply: Module electronics

# IBS ST ZF 24 BK RB-T - Bus coupler



2750769

<https://www.phoenixcontact.com/us/products/2750769>

Supply voltage	24 V DC
Supply voltage range	20 V DC ... 30 V DC (including ripple)
Current consumption	typ. 150 mA (without ST module expansions) typ. 650 mA (For maximum number of I/O modules on the ST local bus)
Ripple	3.6 V <sub>pp</sub> within the allowable voltage range

## Electrical isolation/isolation of the voltage ranges

Test voltage: Incoming remote bus / Outgoing remote bus	500 V AC, 50 Hz, 1 min
Test voltage: Power supply voltage / ST local bus	500 V AC, 50 Hz, 1 min
Test voltage: Incoming remote bus/ST interface	500 V AC, 50 Hz, 1 min
Test voltage: Incoming remote bus/local bus branch	500 V AC, 50 Hz, 1 min

## Connection data

Connection method	Spring-cage connection
Conductor cross-section, rigid	0.2 mm <sup>2</sup> ... 1.5 mm <sup>2</sup>
Conductor cross-section, flexible	0.2 mm <sup>2</sup> ... 1.5 mm <sup>2</sup>
Conductor cross-section AWG	24 ... 16
Stripping length	8 mm

## Environmental and real-life conditions

### Ambient conditions

Ambient temperature (operation)	0 °C ... 55 °C
Degree of protection	IP20
Air pressure (operation)	86 kPa ... 108 kPa (up to 1500 m above sea level)
Air pressure (storage/transport)	66 kPa ... 108 kPa (up to 3500 m above sea level)
Ambient temperature (storage/transport)	-20 °C ... 70 °C
Permissible humidity (operation)	30 % ... 75 % (non-condensing)
Permissible humidity (storage/transport)	30 % ... 95 % (non-condensing)

## Standards and regulations

Protection class	III (IEC 61140, EN 61140, VDE 0140-1)
------------------	---------------------------------------

## Mounting

Mounting type	DIN rail mounting
Mounting position	Horizontal DIN rail

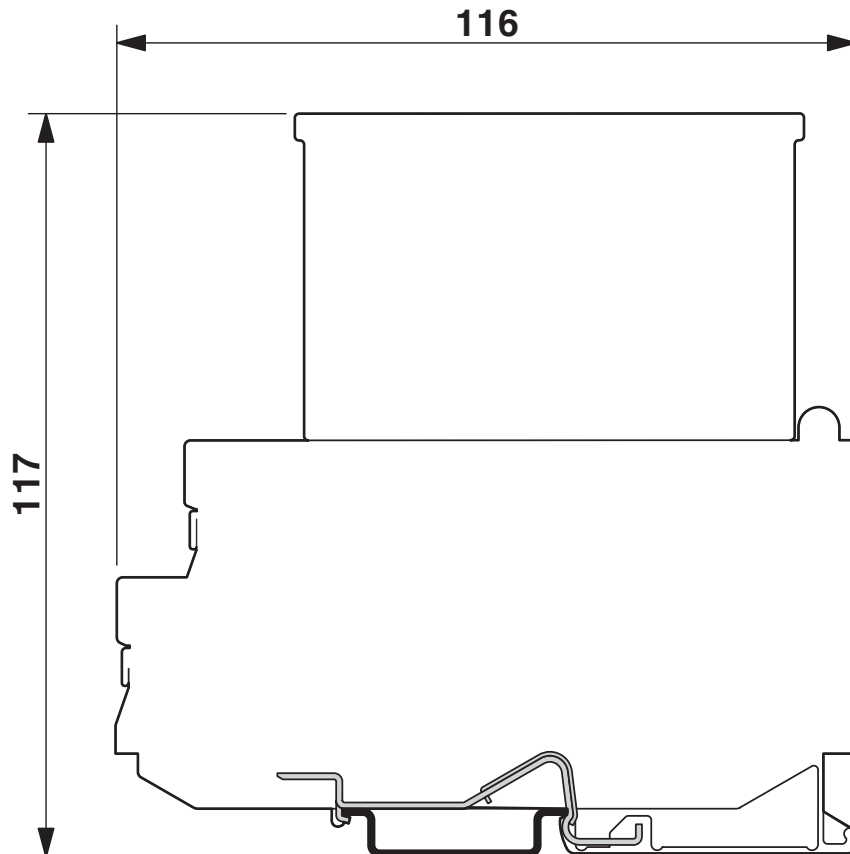
# IBS ST ZF 24 BK RB-T - Bus coupler

2750769

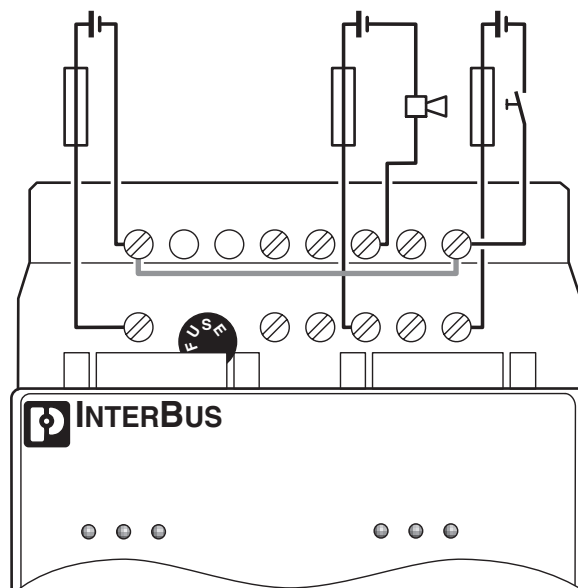
<https://www.phoenixcontact.com/us/products/2750769>

## Drawings

Dimensional drawing



Connection diagram



# IBS ST ZF 24 BK RB-T - Bus coupler



2750769

<https://www.phoenixcontact.com/us/products/2750769>

## Approvals

🔗 To download certificates, visit the product detail page: <https://www.phoenixcontact.com/us/products/2750769>

### **INTERBUS CLUB**

Approval ID: 270/04.07.00

# IBS ST ZF 24 BK RB-T - Bus coupler



2750769

<https://www.phoenixcontact.com/us/products/2750769>

## Classifications

### ECLASS

ECLASS-13.0	27242608
ECLASS-15.0	27242608

### UNSPSC

UNSPSC 21.0	32151600
-------------	----------

# IBS ST ZF 24 BK RB-T - Bus coupler



2750769

<https://www.phoenixcontact.com/us/products/2750769>

## Environmental product compliance

### EU RoHS

Fulfills EU RoHS substance requirements	Yes
Exemption	6(a), 6(a)-I, 6(c), 7(a), 7(c)-I

### China RoHS

Environment friendly use period (EFUP)	EFUP-E
	No hazardous substances above the limits

### EU REACH SVHC

REACH candidate substance (CAS No.)	Lead(CAS: 7439-92-1)
-------------------------------------	----------------------

Phoenix Contact 2026 © - all rights reserved

<https://www.phoenixcontact.com>

Phoenix Contact USA  
586 Fulling Mill Road  
Middletown, PA 17057, United States  
(+717) 944-1300  
[info@phoenixcon.com](mailto:info@phoenixcon.com)