

IBS ST ZF 24 BK-LK - Bus coupler

2750756

<https://www.phoenixcontact.com/us/products/2750756>

Please be informed that the data shown in this PDF document is generated from our online catalog. Please find the complete data in the user documentation. Our general terms of use for downloads are valid.



INTERBUS-ST bus terminal block, 24 V DC, with fiber optic F-SMA connector, IP20 protection, consisting of: Terminal part with spring-cage connection and module electronics

The figure shows version IBS ST
24 BK-LK

Product description

INTERBUS ST standard bus terminal modules

The INTERBUS bus terminal module connects the input/output modules of an ST station with the INTERBUS network.

Depending on the transmission medium used, the bus terminal modules are equipped with different bus connections. For copper conductors, D-SUB and MINI-COMBICON connectors are available. The fiber optic versions are equipped with F-SMA connectors.

The bus terminal modules are available in two different performance classes. A maximum of 4 or 8 input/output modules can be operated on one bus terminal module.

The bus terminal module takes on the following functions within a modular INTERBUS-ST station:

- Refreshing the INTERBUS remote bus signals
- Electrical isolation of the remote bus segments
- Decoupling of the outgoing remote bus or of the connected input/ output modules from the INTERBUS network with a software command
- Supply of the connected input/output modules with an electrically isolated voltage supply from an integrated power supply unit

Commercial data

Item number	2750756
Packing unit	1 pc
Note	Made to order (non-returnable)
Sales key	NULL
Product key	DRI311
GTIN	4017918139773
Weight per piece (including packing)	508.2 g
Weight per piece (excluding packing)	452.6 g
Customs tariff number	85389091
Country of origin	DE

IBS ST ZF 24 BK-LK - Bus coupler

2750756

<https://www.phoenixcontact.com/us/products/2750756>

Technical data

Product properties

Type	modular
Mounting position	Horizontal DIN rail

Electrical properties

Supply: Module electronics

Supply voltage	24 V DC
Supply voltage range	20 V DC ... 30 V DC (including ripple)
Current consumption	typ. 80 mA (without ST module expansions) typ. 350 mA (For maximum number of I/O modules on the ST local bus)
Ripple	3.6 V _{pp} within the allowable voltage range

Electrical isolation/isolation of the voltage ranges

Test voltage: Incoming remote bus / Outgoing remote bus	500 V AC, 50 Hz, 1 min
Test voltage: Supply voltage/Ground conductor	500 V AC, 50 Hz, 1 min
Test voltage: Incoming remote bus/ST interface	500 V AC, 50 Hz, 1 min

Connection data

Connection method	Spring-cage connection
Conductor cross-section, rigid	0.2 mm ² ... 1.5 mm ²
Conductor cross-section, flexible	0.2 mm ² ... 1.5 mm ²
Conductor cross-section AWG	24 ... 16

Interfaces

INTERBUS

Connection method	F-SMA connector
Designation connection point	Incoming/Outgoing Remote Bus

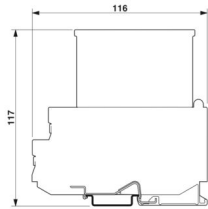
ST local bus

Connection method	ST local bus connector
-------------------	------------------------

Fieldbus: Local bus gateway

Max. number of local bus devices	max. 8
----------------------------------	--------

Dimensions

Dimensional drawing	
---------------------	--

IBS ST ZF 24 BK-LK - Bus coupler



2750756

<https://www.phoenixcontact.com/us/products/2750756>

Width	81 mm
Height	117 mm
Depth	116 mm

Environmental and real-life conditions

Ambient conditions

Ambient temperature (operation)	0 °C ... 55 °C
Degree of protection	IP20
Air pressure (operation)	86 kPa ... 108 kPa (up to 1500 m above sea level)
Air pressure (storage/transport)	66 kPa ... 108 kPa (up to 3500 m above sea level)
Ambient temperature (storage/transport)	-20 °C ... 70 °C
Permissible humidity (operation)	30 % ... 75 % (non-condensing)
Permissible humidity (storage/transport)	30 % ... 95 % (non-condensing)

Standards and regulations

Protection class	III (IEC 61140, EN 61140, VDE 0140-1)
------------------	---------------------------------------

Mounting

Mounting type	DIN rail mounting
Mounting position	Horizontal DIN rail

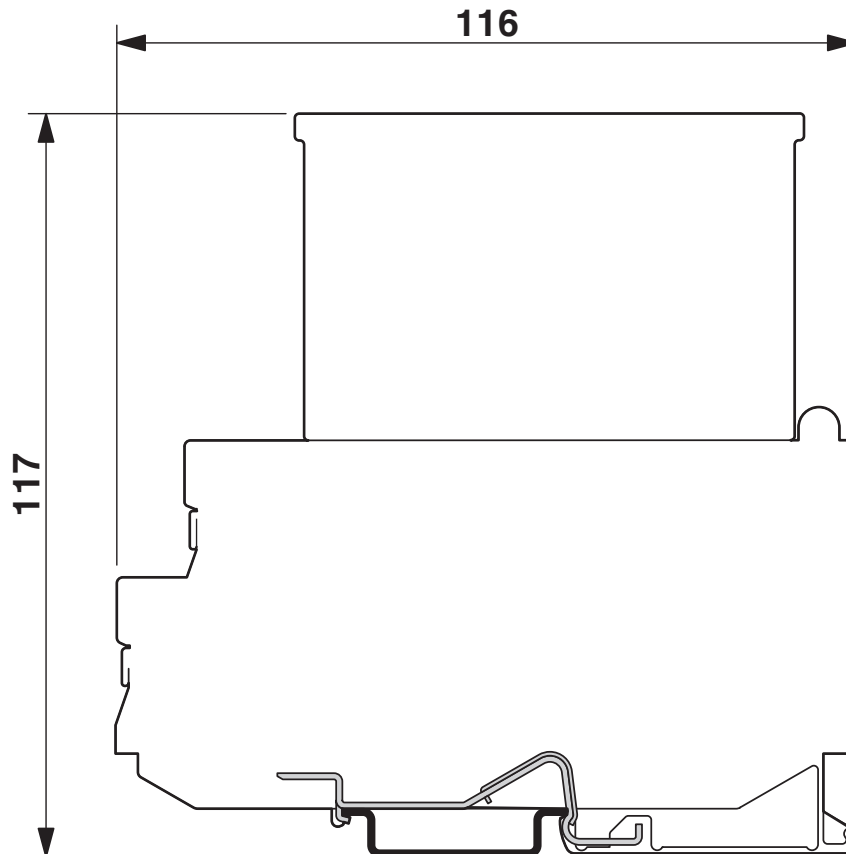
IBS ST ZF 24 BK-LK - Bus coupler

2750756

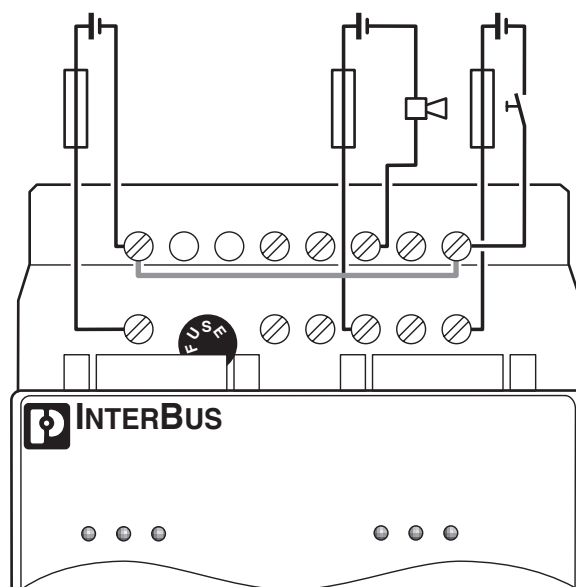
<https://www.phoenixcontact.com/us/products/2750756>

Drawings

Dimensional drawing



Connection diagram



IBS ST ZF 24 BK-LK - Bus coupler

2750756

<https://www.phoenixcontact.com/us/products/2750756>



Environmental product compliance

EU REACH SVHC

REACH candidate substance (CAS No.)	
-------------------------------------	--

	No substance above 0.1 wt%
--	----------------------------

Phoenix Contact 2026 © - all rights reserved

<https://www.phoenixcontact.com>

Phoenix Contact USA
586 Fulling Mill Road
Middletown, PA 17057, United States
(+717) 944-1300
info@phoenixcon.com