


# IB IL 24 EDO 2 - Inline terminal

2742599

<https://www.phoenixcontact.com/us/products/2742599>

Please be informed that the data shown in this PDF document is generated from our online catalog. Please find the complete data in the user documentation. Our general terms of use for downloads are valid.



Inline digital output terminal, without accessories, 2 outputs, 24 V DC, 500 mA, 4-conductor connection technology, extended diagnostics, parameterizable outputs

## Product description

The terminal is designed for use within an Inline station. It is used to output digital signals and offers the option of channel-specific extended diagnostics for overload, short-circuit or wire-break errors. Features - Connections for two digital actuators - Connection of actuators in 2, 3, and 4-conductor technology - Nominal current per output: 500 mA - Total current of the terminal: 1 A - Short-circuit and overload-protected outputs - Wire-break detection - Diagnostic and status indicators - Single-channel diagnostics - Parameterizable behavior of the outputs on an INTERBUS reset

## Commercial data

Item number	2742599
Packing unit	1 pc
Note	Made to order (non-returnable)
Sales key	NULL
Product key	DRI132
GTIN	4017918876784
Weight per piece (including packing)	65.4 g
Weight per piece (excluding packing)	51.09 g
Customs tariff number	85389091
Country of origin	DE

## Technical data

### Product properties

Type	modular
No. of channels	2
Diagnostics messages	Short-circuit or overload of the digital outputs Error message in the diagnostic code (bus) and display (2 Hz) via the LED (D) on the module

### System properties

#### Programming data

Length code (hex)	41
ID code (dec.)	191
Length code (dec)	65
Process data channel	4 bit
Input address area	4 bit
Output address area	4 bit
Parameter channel (PCP)	0 bit
Register length (bus)	4 bit

#### Fieldbus data telegram

Required parameter data	3 Byte
-------------------------	--------

### Electrical properties

#### Potentials: Communications power ( $U_L$ )

Supply voltage	7.5 V DC (via voltage jumper)
Current draw	max. 40 mA

#### Potentials: Segment circuit supply ( $U_S$ )

Supply voltage	24 V DC (via voltage jumper)
Supply voltage range	19.2 V DC ... 30 V DC (including all tolerances, including ripple)
Current draw	max. 1 A

#### Electrical isolation/isolation of the voltage ranges

Test voltage: 5 V supply, incoming remote bus/7.5 V supply (bus logics)	500 V AC, 50 Hz, 1 min
Test voltage: 5 V supply, outgoing remote bus/7.5 V supply (bus logics)	500 V AC, 50 Hz, 1 min
Test voltage: 7.5 V supply (bus logics)/24 V supply (I/O)	500 V AC, 50 Hz, 1 min
Test voltage: 24 V supply (I/O) / functional ground	500 V AC, 50 Hz, 1 min

### Output data

#### Digital:

Output name	Digital outputs
Output description	Extended diagnostics, parameterizable outputs

# IB IL 24 EDO 2 - Inline terminal

2742599

<https://www.phoenixcontact.com/us/products/2742599>

Connection method	Spring-cage connection
Connection technology	2-, 3-, 4-conductor
Number of outputs	2
Protective circuit	Short-circuit and overload protection
Output voltage	24 V DC ( $U_S - 1 \text{ V}$ )
Maximum output current per channel	500 mA
Maximum output current per module	1 A
Nominal output voltage	24 V DC (voltage difference at $I_{\text{nom}} \leq 1 \text{ V}$ )
Nominal load, inductive	12 W
Nominal load, lamp	12 W
Nominal load, ohmic	12 VA
Behavior with overload	Auto restart
Behavior with inductive overload	Output can be destroyed
Behavior at voltage switch-off	The output follows the power supply without delay

## Connection data

### Inline connector

Connection method	Spring-cage connection
Conductor cross-section, rigid	0.08 mm <sup>2</sup> ... 1.5 mm <sup>2</sup>
Conductor cross-section, flexible	0.08 mm <sup>2</sup> ... 1.5 mm <sup>2</sup>
Conductor cross-section AWG	28 ... 16

## Interfaces

### Inline local bus

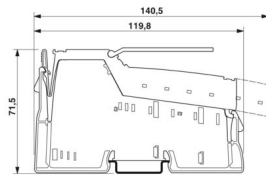
Connection method	Inline data jumper
-------------------	--------------------

## Signaling

### Diagnostic messages

Diagnostics	Short-circuit or overload of the digital outputs
Message	Error message in the diagnostic code (bus) and display (2 Hz) via the LED (D) on the module

## Dimensions

Dimensional drawing	
Width	12.2 mm
Height	119.8 mm
Depth	71.5 mm

# IB IL 24 EDO 2 - Inline terminal



2742599

<https://www.phoenixcontact.com/us/products/2742599>

Note on dimensions	Housing dimensions
--------------------	--------------------

## Material specifications

Color	green
-------	-------

## Environmental and real-life conditions

### Ambient conditions

Ambient temperature (operation)	-25 °C ... 55 °C
Degree of protection	IP20
Air pressure (operation)	70 kPa ... 106 kPa (up to 3000 m above sea level)
Air pressure (storage/transport)	70 kPa ... 106 kPa (up to 3000 m above sea level)
Ambient temperature (storage/transport)	-25 °C ... 85 °C
Permissible humidity (operation)	10 % ... 95 % (according to DIN EN 61131-2)
Permissible humidity (storage/transport)	10 % ... 95 % (according to DIN EN 61131-2)

## Standards and regulations

Protection class	III (IEC 61140, EN 61140, VDE 0140-1)
------------------	---------------------------------------

## Mounting

Mounting type	DIN rail mounting
---------------	-------------------

# IB IL 24 EDO 2 - Inline terminal

2742599

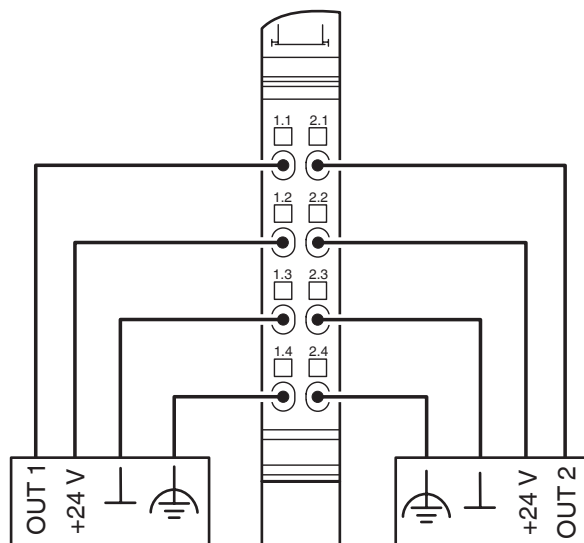
<https://www.phoenixcontact.com/us/products/2742599>

## Drawings

Dimensional drawing



Connection diagram



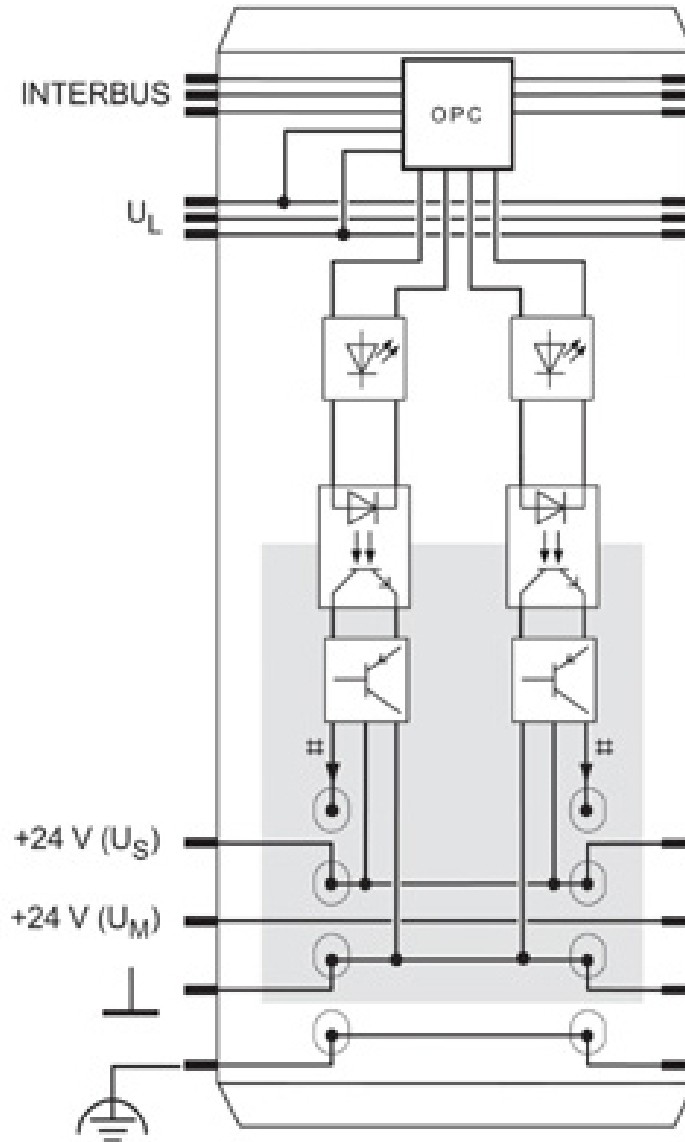
# IB IL 24 EDO 2 - Inline terminal

2742599

<https://www.phoenixcontact.com/us/products/2742599>



Block diagram



# IB IL 24 EDO 2 - Inline terminal



2742599

<https://www.phoenixcontact.com/us/products/2742599>

## Environmental product compliance

EU REACH SVHC

REACH candidate substance (CAS No.)	No substance above 0.1 wt%
-------------------------------------	----------------------------

Phoenix Contact 2026 © - all rights reserved

<https://www.phoenixcontact.com>

Phoenix Contact USA  
586 Fulling Mill Road  
Middletown, PA 17057, United States  
(+717) 944-1300  
[info@phoenixcon.com](mailto:info@phoenixcon.com)