

FLS CO M12 DO 8 M12-2A - Distributed I/O device



2736084

<https://www.phoenixcontact.com/us/products/2736084>

Please be informed that the data shown in this PDF document is generated from our online catalog. Please find the complete data in the user documentation. Our general terms of use for downloads are valid.



The stand-alone device for CANopen® has 8 digital outputs each with a load capacity of 2 A. The M12 connection is established using fast connection technology. The 24 V DC supply is protected against short circuit and overload.

Your advantages

- Consistent connection via M12 connectors
- Directly accessible address encoding switch
- Diagnostic and status indicators
- SPEEDCON fast locking system
- Short-circuit and overload protection
- Flexible power supply concept

Commercial data

Item number	2736084
Packing unit	1 pc
Note	Made to order (non-returnable)
Sales key	DR03
Product key	DRI4A3
GTIN	4017918904555
Weight per piece (including packing)	392.2 g
Weight per piece (excluding packing)	350 g
Customs tariff number	85176200
Country of origin	DE

FLS CO M12 DO 8 M12-2A - Distributed I/O device




2736084

<https://www.phoenixcontact.com/us/products/2736084>

Technical data

Dimensions

Dimensional drawing	
Width	60 mm
Height	178 mm
Depth	49.3 mm
Drill hole spacing	168 mm

Notes

Utilization restriction

EMC note	EMC: class A product, see manufacturer's declaration in the download area
----------	---

Interfaces

CANopen®

Connection method	2 M12 connectors, A-coded
Number of positions	5
Transmission speed	10, 20, 50, 125, 250, 500, 1000 kBit/s (Automatic baud rate detection)
Transmission physics	Copper cable with optional power supply in acc. with CAN standard
Address area assignment	1 ... 126, adjustable

System properties

System limits

Number of local bus devices that can be connected	0
Number of devices with parameter channel	0

Programming data

Input address area	4 bit
Output address area	0 bit
Parameter channel (PCP)	0 bit
Register length (bus)	8 bit

Output data

Digital:

Output name	Digital outputs
Connection method	M12 connector

FLS CO M12 DO 8 M12-2A - Distributed I/O device



2736084

<https://www.phoenixcontact.com/us/products/2736084>

Connection technology	2-, 3-conductor
Number of outputs	8
Protective circuit	Short-circuit protection
Output voltage	24 V DC
Maximum output current per channel	2 A

Product properties

Product type	I/O component
Product family	Fieldline
Type	Block design
No. of channels	8

Electrical properties

Potentials

Voltage supply U_L	24 V DC
Power supply at U_L	4 A
Current consumption from U_L	typ. 80 mA
	max. 100 mA
Voltage supply U_S	24 V DC
Power supply at U_S	max. 4 A
Current consumption from U_S	typ. 3.5 mA
	max. 700 mA
Voltage supply U_{A11}	24 V DC
Power supply at U_{A11}	max. 4 A
Current consumption at U_{A11}	typ. 12 mA (plus actuator current)
	max. 4 A
Voltage supply U_{A12}	24 V DC
Power supply at U_{A12}	max. 4 A
Current consumption at U_{A12}	typ. 12 mA (plus actuator current)
	max. 4 A
Voltage supply U_{A21}	24 V DC
Power supply at U_{A21}	max. 4 A
Current consumption at U_{A21}	typ. 12 mA (plus actuator current)
	max. 4 A
Voltage supply U_{A22}	24 V DC
Power supply at U_{A22}	max. 4 A
Current consumption at U_{A22}	typ. 12 mA (plus actuator current)
	max. 4 A

Supply: Module electronics

Connection method	M12 connector, A-coded
Designation	U_L
Supply voltage	24 V DC
Supply voltage range	18 V DC ... 30 V DC (including ripple)

FLS CO M12 DO 8 M12-2A - Distributed I/O device



2736084

<https://www.phoenixcontact.com/us/products/2736084>

Electrical isolation/isolation of the voltage ranges

Test voltage: 24 V supply (bus logics) / Digital outputs (actuator supply)	500 V AC, 50 Hz, 1 min
Test voltage: FE / Digital outputs (actuator supply)	500 V AC, 50 Hz, 1 min

Connection data

Connection method	M12 connector
-------------------	---------------

Environmental and real-life conditions

Ambient conditions

Ambient temperature (operation)	-25 °C ... 60 °C
Degree of protection	IP65/IP67
Air pressure (operation)	80 kPa ... 106 kPa (up to 2000 m above sea level)
Air pressure (storage/transport)	70 kPa ... 106 kPa (up to 3000 m above sea level)
Ambient temperature (storage/transport)	-25 °C ... 85 °C
Permissible humidity (storage/transport)	95 %

Standards and regulations

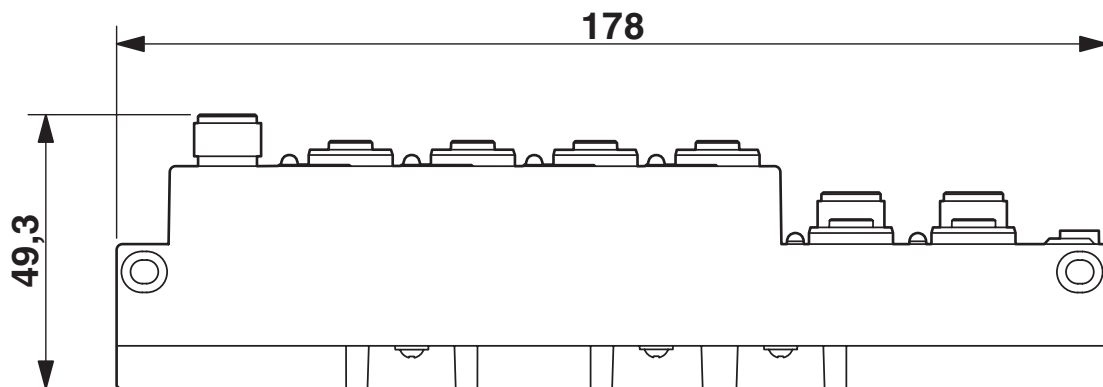
Protection class	III (IEC 61140, EN 61140, VDE 0140-1)
------------------	---------------------------------------

Mounting

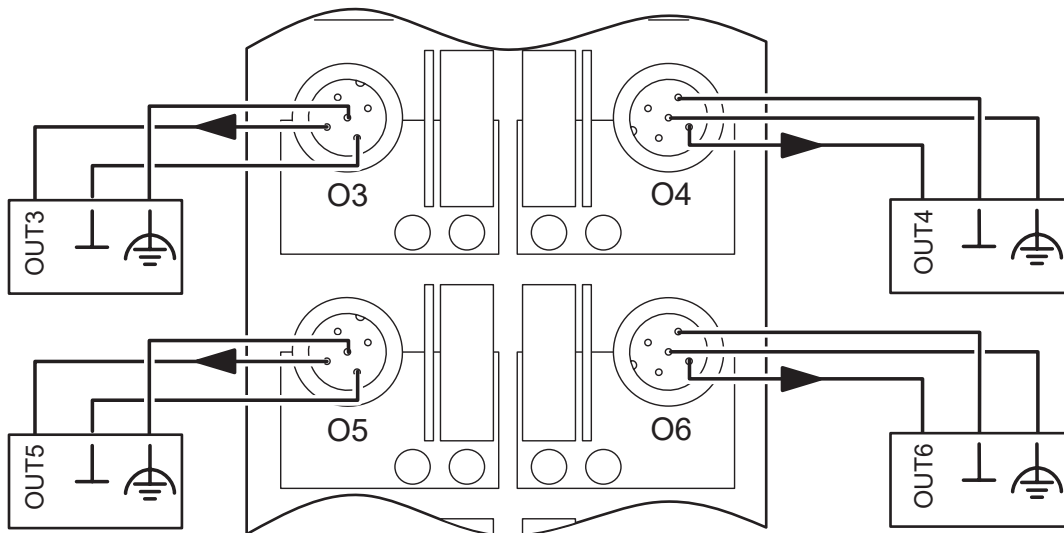
Mounting type	Panel mounting
---------------	----------------

Drawings

Dimensional drawing



Connection diagram



FLS CO M12 DO 8 M12-2A - Distributed I/O device



2736084

<https://www.phoenixcontact.com/us/products/2736084>

Environmental product compliance

China RoHS

Environment friendly use period (EFUP)	EFUP-E
	No hazardous substances above the limits

EU REACH SVHC

REACH candidate substance (CAS No.)	No substance above 0.1 wt%
-------------------------------------	----------------------------

Phoenix Contact 2026 © - all rights reserved
<https://www.phoenixcontact.com>

Phoenix Contact USA
586 Fulling Mill Road
Middletown, PA 17057, United States
(+717) 944-1300
info@phoenixcon.com