

IBS IP 400 ME-ELR R-3A FO - Motor starter



2734549

<https://www.phoenixcontact.com/us/products/2734549>

Please be informed that the data shown in this PDF document is generated from our online catalog. Please find the complete data in the user documentation. Our general terms of use for downloads are valid.



Electronic motor starter, fiber optic connection, electronic module without lower part of housing, 1-channel reversing starter, 4 digital inputs and 2 digital outputs, sheet steel housing, IP54 protection

The figure shows the version IBS IP 400 ME-ELR R-3A

Commercial data

Item number	2734549
Packing unit	1 pc
Note	Made to order (non-returnable)
Sales key	DR15
Product key	DRFAAA
GTIN	4017918910013
Weight per piece (including packing)	3,342 g
Weight per piece (excluding packing)	3,262 g
Customs tariff number	85389091
Country of origin	DE

Technical data

Notes

Utilization restriction

EMC note	EMC: class A product, see manufacturer's declaration in the download area
----------	---

Product properties

Type	Stand-alone
Diagnostics messages	Mains failure, phase failure Error message in the diagnostic code (bus) and display via the LED ERR on the module
	Motor connector not plugged in, motor temperature exceeded, thermistor line short-circuited Error message in the diagnostic code (bus) and display via the LED ERR on the module
	Sensor supply failure Error message in the diagnostic code (bus) and display via the LED ERR on the module
	Overcurrent Error message in the diagnostic code (bus) and display via the LED ERR on the module
	Output stage cannot be controlled Error message in the diagnostic code (bus) and display via the LED ERR on the module
	Module error during self test Message to the master

Electrical properties

Supply: Module electronics

Connection method	POWER-COMBICON
Designation	Terminal strip X13 and X15
Number of positions	2
Pg screw connection	Pg16R
Supply voltage	24 V DC (U_{S1})
Supply voltage range	20 V DC ... 30 V DC (including ripple)
Supply current	typ. 0.17 A (at $U_{S1} = 24$ V; plus current of digital inputs/outputs)
Ripple	Permissible ripple $3.6 V_{pp}$ within the permissible voltage range
Max. current carrying capacity	16 A
Derating	from 30 °C 0.1A/K

Input data

Digital: Digital inputs

Number of inputs	4
Connection method	M12 connector, A-coded
Connection technology	3-, 4-conductor
Number of positions	5
Input voltage	24 V DC (U_{S1})
Input voltage range "0" signal	-30 V ... 5 V (binary "0")

Input voltage range "1" signal	13 V ... 30 V (binary "1")
Filter time	3 ms
Typical input current per channel	approx. 5 mA (for $U_{S1} = 24$ V)

Interfaces

INTERBUS remote bus (FO)

Connection method	F-SMA connector
Transmission physics	Polymer fiber

Signaling

Diagnostic messages

Diagnostics	Mains failure, phase failure
Message	Error message in the diagnostic code (bus) and display via the LED ERR on the module

Diagnostic messages

Diagnostics	Motor connector not plugged in, motor temperature exceeded, thermistor line short-circuited
Message	Error message in the diagnostic code (bus) and display via the LED ERR on the module

Diagnostic messages

Diagnostics	Sensor supply failure
Message	Error message in the diagnostic code (bus) and display via the LED ERR on the module

Diagnostic messages

Diagnostics	Overcurrent
Message	Error message in the diagnostic code (bus) and display via the LED ERR on the module

Diagnostic messages

Diagnostics	Output stage cannot be controlled
Message	Error message in the diagnostic code (bus) and display via the LED ERR on the module

Diagnostic messages

Diagnostics	Module error during self test
Message	Message to the master

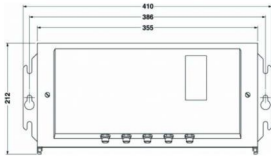
Dimensions

IBS IP 400 ME-ELR R-3A FO - Motor starter



2734549

<https://www.phoenixcontact.com/us/products/2734549>

Dimensional drawing	
Width	355 mm
Height	180 mm
Depth	100 mm
Drill hole spacing	386 mm
Note on dimensions	Module electronics without lower part

Material specifications

Housing material	Sheet-steel housing, IP54
------------------	---------------------------

Mechanical properties

Technical data

Drill hole spacing	386 mm
--------------------	--------

Environmental and real-life conditions

Ambient conditions

Degree of protection	IP54
Ambient temperature (operation)	-20 °C ... 55 °C (non-condensing)
Note	Notes on operation Line protection for the network supply line, max. 20 A. Observe derating of the POWER-COMBICON connector Notes on operation Permitted network type TN network, TT network, IT network available on request
Air pressure (operation)	86 kPa ... 106 kPa (up to 2000 m above sea level)
Air pressure (storage/transport)	86 kPa ... 106 kPa (up to 2000 m above sea level)
Ambient temperature (storage/transport)	-25 °C ... 75 °C
Permissible humidity (operation)	4 % ... 100 % (non-condensing)
Permissible humidity (storage/transport)	75 % (slight temporary condensation may sometimes appear on the housing)

Mechanical test

Shock in accordance with EN 60068-2-27/IEC 60068-2-27	10g, evaluation criterion 1
Vibration resistance in accordance with EN 60068-2-6/IEC 60068-2-6	2g, evaluation criterion 1

Standards and regulations

Protection class	I (IEC 61140, EN 61140, VDE 0140-1)
Noise emission	Test of emitted interference, housing, in acc. with EN 50081-

IBS IP 400 ME-ELR R-3A FO - Motor starter



2734549

<https://www.phoenixcontact.com/us/products/2734549>

	2:1993 EN 55011:1991 class A
--	------------------------------

Air clearances and creepage distances

Air clearances and creepage distances	in accordance with EN 50178: 1998
---------------------------------------	-----------------------------------

Mounting

Mounting type	Panel mounting
---------------	----------------

IBS IP 400 ME-ELR R-3A FO - Motor starter

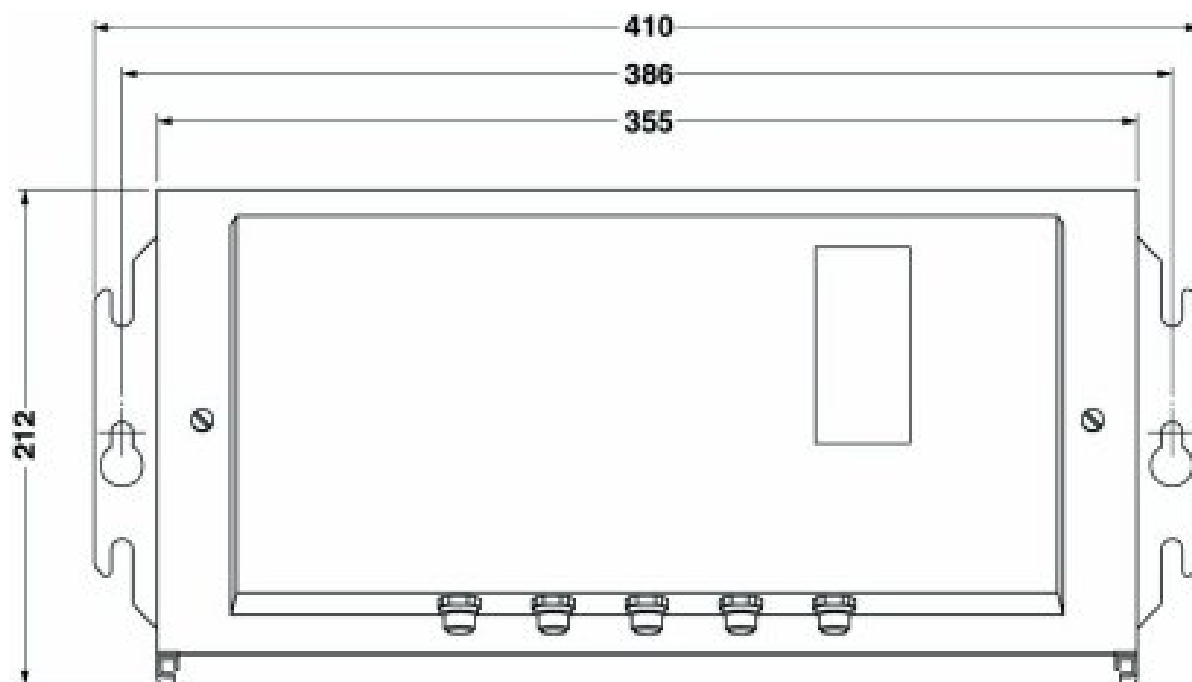


2734549

<https://www.phoenixcontact.com/us/products/2734549>

Drawings

Dimensional drawing



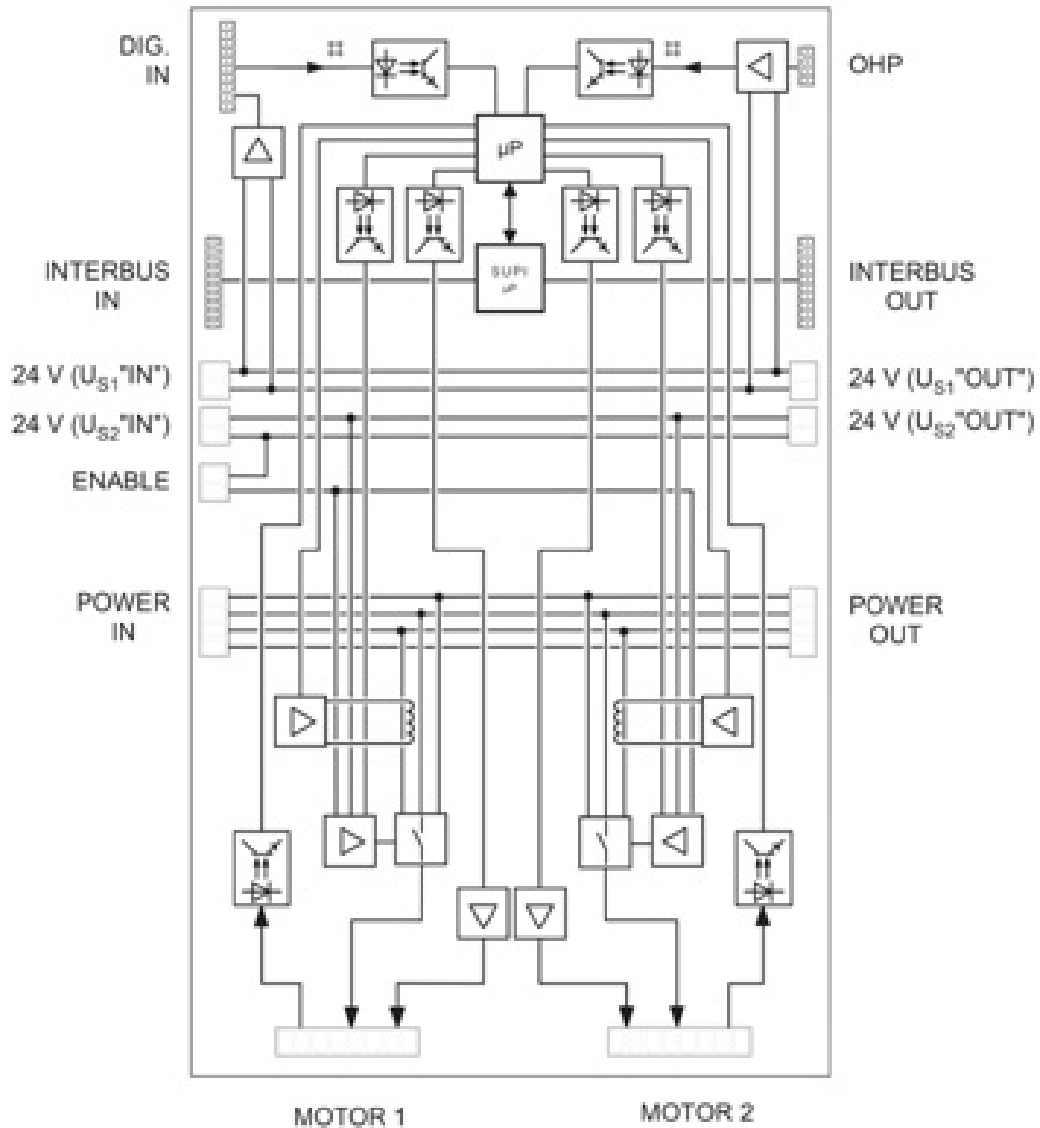
The figure shows the product with lower part of the housing

IBS IP 400 ME-ELR R-3A FO - Motor starter

2734549

<https://www.phoenixcontact.com/us/products/2734549>

Block diagram



IBS IP 400 ME-ELR R-3A FO - Motor starter



2734549

<https://www.phoenixcontact.com/us/products/2734549>

Environmental product compliance

EU REACH SVHC

REACH candidate substance (CAS No.)	No substance above 0.1 wt%
-------------------------------------	----------------------------

Phoenix Contact 2026 © - all rights reserved

<https://www.phoenixcontact.com>

Phoenix Contact USA
586 Fulling Mill Road
Middletown, PA 17057, United States
(+717) 944-1300
info@phoenixcon.com