


# IB IL AO 2/U/BP - Inline terminal

2732732

<https://www.phoenixcontact.com/us/products/2732732>

Please be informed that the data shown in this PDF document is generated from our online catalog. Please find the complete data in the user documentation. Our general terms of use for downloads are valid.



Inline analog output terminal, without accessories, 2 outputs, 0 - 10 V,  $\pm 10$  V, 2-conductor connection technology

## Product description

The terminal is designed for use within an Inline station. It is used to output analog voltage signals.

## Commercial data

Item number	2732732
Packing unit	1 pc
Note	Made to order (non-returnable)
Sales key	NULL
Product key	DRI142
GTIN	4017918187125
Weight per piece (including packing)	70.7 g
Weight per piece (excluding packing)	56.39 g
Customs tariff number	85389091
Country of origin	DE

## Technical data

### Product properties

Type	modular
------	---------

### System properties

#### Programming data

Length code (hex)	02
ID code (dec.)	91
Length code (dec)	02
Process data channel	32 bit
Input address area	4 Byte
Output address area	4 Byte
Parameter channel (PCP)	0 Byte
Register length (bus)	32 bit

#### Fieldbus data telegram

Required parameter data	6 Byte
-------------------------	--------

### Electrical properties

#### Potentials: Communications power ( $U_L$ )

Supply voltage	7.5 V DC (via voltage jumper)
Current draw	max. 40 mA typ. 33 mA

#### Potentials: Supply of analog modules ( $U_{ANA}$ )

Supply voltage	24 V DC (via voltage jumper)
Supply voltage range	19.2 V DC ... 30 V DC (including all tolerances, including ripple)
Current draw	max. 35 mA typ. 25 mA

#### Electrical isolation/isolation of the voltage ranges

Test voltage: 7.5 V supply (bus logic), 24 V supply $U_{ANA}$ / I/O	500 V AC, 50 Hz, 1 min
Test voltage: 7.5 V supply (bus logic), 24 V supply $U_{ANA}$ / functional ground	500 V AC, 50 Hz, 1 min
Test voltage: 24 V supply (I/O) / functional ground	500 V AC, 50 Hz, 1 min

### Output data

#### Analog:

Output name	Analog outputs
Connection technology	2-conductor (shielded)
Number of outputs	2
D/A conversion time	< 100 $\mu$ s
Protective circuit	Transient protection of outputs

# IB IL AO 2/U/BP - Inline terminal

2732732

<https://www.phoenixcontact.com/us/products/2732732>

Data formats	IL, IB ST
Representation of output values	16 bits (15 bits + sign)
DAC resolution	13 bit
Process data update	< 2 ms
Load/output load current output	> 2 k $\Omega$
Voltage output signal	0 V ... 10 V -10 V ... 10 V
Load/output load voltage output	> 2 k $\Omega$ 0.05 %

## Connection data

### Inline connector

Connection method	Spring-cage connection
Conductor cross-section, rigid	0.08 mm <sup>2</sup> ... 1.5 mm <sup>2</sup>
Conductor cross-section, flexible	0.08 mm <sup>2</sup> ... 1.5 mm <sup>2</sup>
Conductor cross-section AWG	28 ... 16

## Interfaces

### Inline local bus

No. of channels	2
Connection method	Inline data jumper
Transmission speed	500 kbps
Transmission physics	Copper

## Dimensions

Dimensional drawing	
Width	12.2 mm
Height	119.8 mm
Depth	71.5 mm

## Material specifications

Color	green
-------	-------

## Environmental and real-life conditions

### Ambient conditions

Ambient temperature (operation)	-25 °C ... 55 °C
Degree of protection	IP20
Air pressure (operation)	70 kPa ... 106 kPa (up to 3000 m above sea level)

# IB IL AO 2/U/BP - Inline terminal



2732732

<https://www.phoenixcontact.com/us/products/2732732>

Air pressure (storage/transport)	70 kPa ... 106 kPa (up to 3000 m above sea level)
Ambient temperature (storage/transport)	-25 °C ... 85 °C
Permissible humidity (operation)	10 % ... 95 % (according to DIN EN 61131-2)
Permissible humidity (storage/transport)	10 % ... 95 % (according to DIN EN 61131-2)

## Standards and regulations

Protection class	III (IEC 61140, EN 61140, VDE 0140-1)
------------------	---------------------------------------

## Mounting

Mounting type	DIN rail mounting
---------------	-------------------

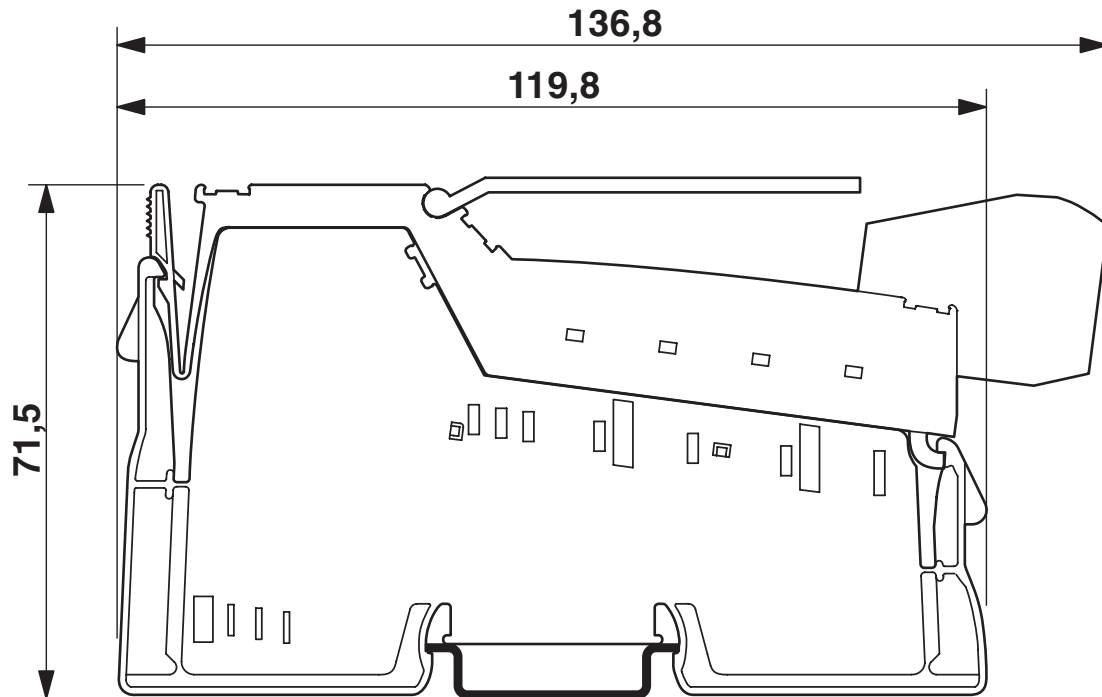
# IB IL AO 2/U/BP - Inline terminal

2732732

<https://www.phoenixcontact.com/us/products/2732732>

## Drawings

Dimensional drawing

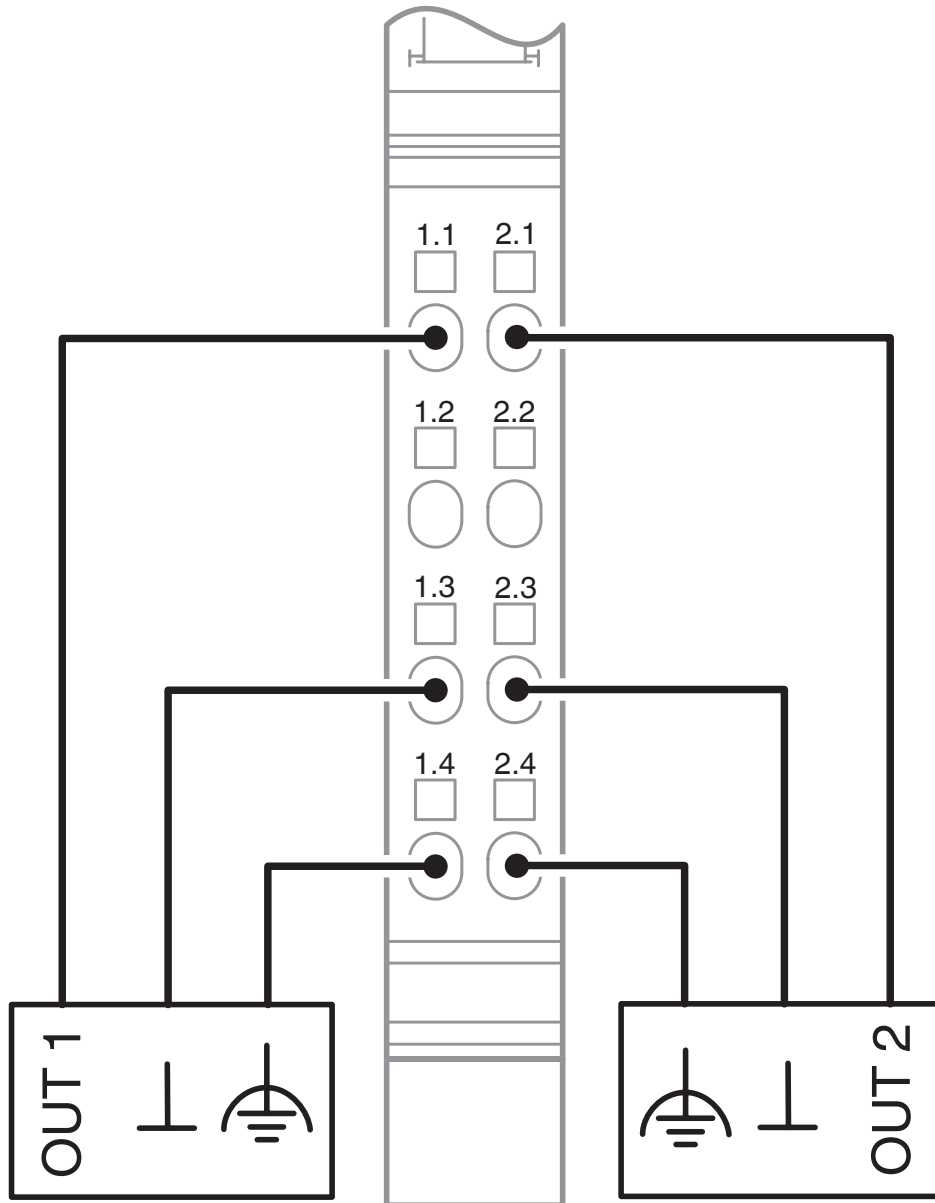


# IB IL AO 2/U/BP - Inline terminal

2732732

<https://www.phoenixcontact.com/us/products/2732732>

Connection diagram



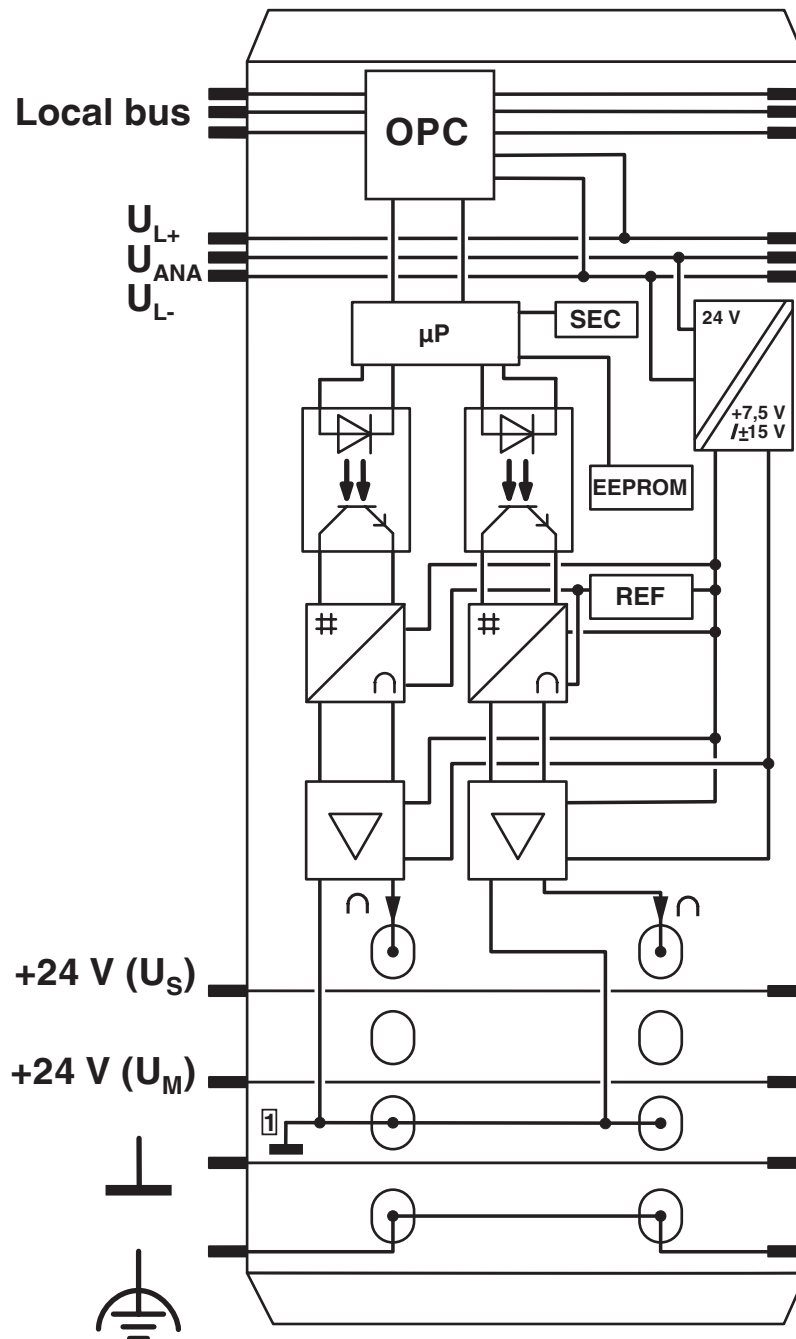
# IB IL AO 2/U/BP - Inline terminal

2732732

<https://www.phoenixcontact.com/us/products/2732732>



Block diagram



# IB IL AO 2/U/BP - Inline terminal



2732732

<https://www.phoenixcontact.com/us/products/2732732>

## Environmental product compliance

### China RoHS

Environment friendly use period (EFUP)	EFUP-E
	No hazardous substances above the limits

### EU REACH SVHC

REACH candidate substance (CAS No.)	No substance above 0.1 wt%
-------------------------------------	----------------------------

Phoenix Contact 2026 © - all rights reserved  
<https://www.phoenixcontact.com>

Phoenix Contact USA  
586 Fulling Mill Road  
Middletown, PA 17057, United States  
(+717) 944-1300  
[info@phoenixcon.com](mailto:info@phoenixcon.com)