


IB IL 24 DO 8 - Inline terminal

2726269

<https://www.phoenixcontact.com/us/products/2726269>

Please be informed that the data shown in this PDF document is generated from our online catalog. Please find the complete data in the user documentation. Our general terms of use for downloads are valid.



Inline digital output terminal, without accessories, 8 outputs, 24 V DC, 500 mA, 4-conductor connection technology

Product description

The terminal is designed for use within an Inline station. It is used to output digital signals.

Your advantages

- Short-circuit and overload-protected outputs
- Total current of the terminal: 4 A
- Nominal current per output: 500 mA
- Connection of actuators in 2-, 3-, and 4-conductor technology
- 8 digital outputs
- Diagnostic and status indicators

Commercial data

Item number	2726269
Packing unit	1 pc
Note	Made to order (non-returnable)
Sales key	NULL
Product key	DRI132
GTIN	4017918162863
Weight per piece (including packing)	147.31 g
Weight per piece (excluding packing)	147.31 g
Customs tariff number	85389091
Country of origin	DE

Technical data

Product properties

Type	modular
No. of channels	8
Diagnostics messages	Short-circuit or overload of the digital outputs Error message in the diagnostic code (bus) and display (2 Hz) via the LED (D) on the module

System properties

Programming data

Length code (hex)	81
ID code (dec.)	189
Length code (dec)	129
Process data channel	8 bit
Input address area	0 Byte
Output address area	1 Byte
Parameter channel (PCP)	0 bit
Register length (bus)	8 bit

Fieldbus data telegram

Required parameter data	3 Byte
-------------------------	--------

Electrical properties

Potentials: Communications power (U_L)

Supply voltage	7.5 V DC (via voltage jumper)
Current draw	max. 60 mA

Potentials: Segment circuit supply (U_S)

Supply voltage	24 V DC (via voltage jumper)
Supply voltage range	19.2 V DC ... 30 V DC (including all tolerances, including ripple)
Current draw	max. 4 A

Electrical isolation/isolation of the voltage ranges

Test voltage: 5 V supply, incoming remote bus/7.5 V supply (bus logics)	500 V AC, 50 Hz, 1 min
Test voltage: 5 V supply, outgoing remote bus/7.5 V supply (bus logics)	500 V AC, 50 Hz, 1 min
Test voltage: 7.5 V supply (bus logics)/24 V supply (I/O)	500 V AC, 50 Hz, 1 min
Test voltage: 24 V supply (I/O) / functional ground	500 V AC, 50 Hz, 1 min

Output data

Digital:

Output name	Digital outputs
Connection method	Spring-cage connection

IB IL 24 DO 8 - Inline terminal

2726269

<https://www.phoenixcontact.com/us/products/2726269>

Connection technology	2-, 3-, 4-conductor
Number of outputs	8
Protective circuit	Overload protection, short-circuit protection of outputs
Output voltage	24 V DC ($U_S - 1 V$)
Maximum output current per channel	500 mA
Maximum output current per module	4 A
Nominal output voltage	24 V DC (voltage difference at $I_{nom} \leq 1 V$)
Nominal load, inductive	12 W
Nominal load, lamp	12 W
Nominal load, ohmic	12 VA
Behavior with overload	Auto restart
Behavior with inductive overload	Output can be destroyed
Behavior at voltage switch-off	The output follows the power supply without delay

Connection data

Inline connector

Connection method	Spring-cage connection
Conductor cross-section, rigid	0.08 mm ² ... 1.5 mm ²
Conductor cross-section, flexible	0.08 mm ² ... 1.5 mm ²
Conductor cross-section AWG	28 ... 16

Interfaces

Inline local bus

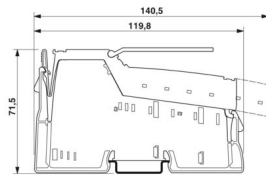
Connection method	Inline data jumper
Transmission speed	500 kbps

Signaling

Diagnostic messages

Diagnostics	Short-circuit or overload of the digital outputs
Message	Error message in the diagnostic code (bus) and display (2 Hz) via the LED (D) on the module

Dimensions

Dimensional drawing	
Width	48.8 mm
Height	119.8 mm
Depth	71.5 mm

IB IL 24 DO 8 - Inline terminal



2726269

<https://www.phoenixcontact.com/us/products/2726269>

Note on dimensions	Housing dimensions
--------------------	--------------------

Material specifications

Color	green
-------	-------

Environmental and real-life conditions

Ambient conditions

Ambient temperature (operation)	-25 °C ... 55 °C
Air pressure (operation)	70 kPa ... 106 kPa (up to 3000 m above sea level)
Air pressure (storage/transport)	70 kPa ... 106 kPa (up to 3000 m above sea level)
Ambient temperature (storage/transport)	-25 °C ... 85 °C
Permissible humidity (operation)	10 % ... 95 % (according to DIN EN 61131-2)
Permissible humidity (storage/transport)	10 % ... 95 % (according to DIN EN 61131-2)

Standards and regulations

Protection class	III (IEC 61140, EN 61140, VDE 0140-1)
------------------	---------------------------------------

Mounting

Mounting type	DIN rail mounting
---------------	-------------------

IB IL 24 DO 8 - Inline terminal

2726269

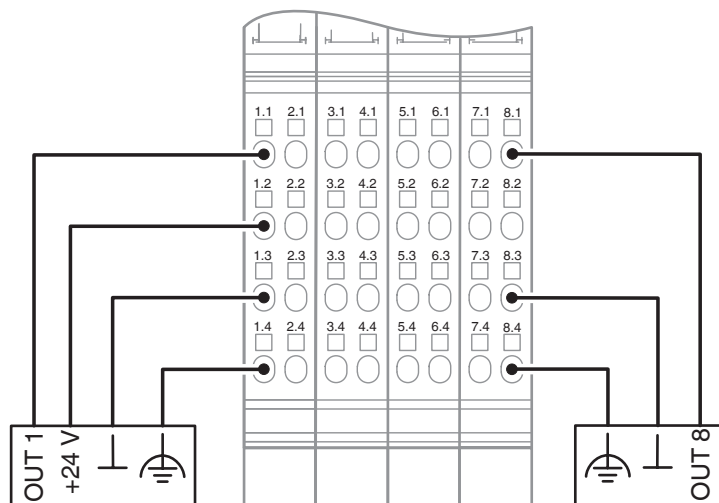
<https://www.phoenixcontact.com/us/products/2726269>

Drawings

Dimensional drawing



Connection diagram



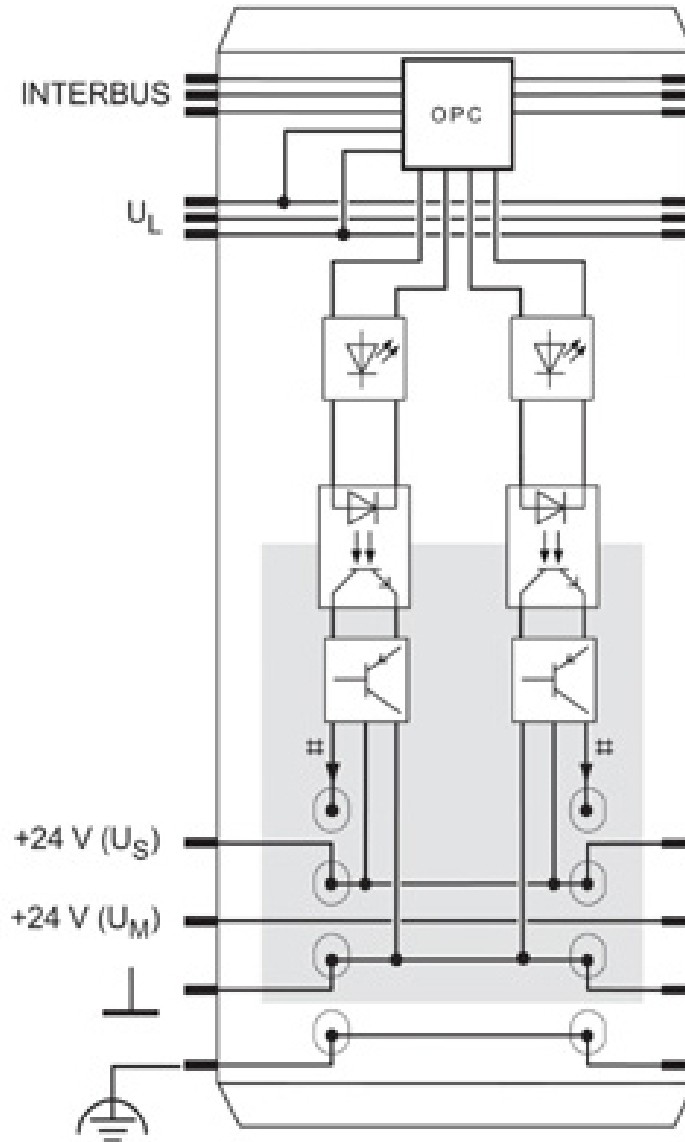
IB IL 24 DO 8 - Inline terminal

2726269

<https://www.phoenixcontact.com/us/products/2726269>



Block diagram



IB IL 24 DO 8 - Inline terminal



2726269

<https://www.phoenixcontact.com/us/products/2726269>

Environmental product compliance

EU REACH SVHC

REACH candidate substance (CAS No.)	
-------------------------------------	--

	No substance above 0.1 wt%
--	----------------------------

Phoenix Contact 2026 © - all rights reserved

<https://www.phoenixcontact.com>

Phoenix Contact USA
586 Fulling Mill Road
Middletown, PA 17057, United States
(+717) 944-1300
info@phoenixcon.com