


IB IL 24 DI 16 - Inline terminal

2726230

<https://www.phoenixcontact.com/us/products/2726230>

Please be informed that the data shown in this PDF document is generated from our online catalog. Please find the complete data in the user documentation. Our general terms of use for downloads are valid.



Inline digital input terminal, without accessories, 16 inputs, 24 V DC, 2, 3-conductor connection system

Product description

The terminal is designed for use within an Inline station. It is used to acquire digital signals.

Your advantages

- 16 digital inputs
- Connection of sensors in 2- and 3-conductor technology
- Diagnostic and status indicators
- Maximum permissible load current per sensor: 250 mA

Commercial data

Item number	2726230
Packing unit	1 pc
Note	Made to order (non-returnable)
Sales key	NULL
Product key	DRI131
GTIN	4017918168094
Weight per piece (including packing)	140.3 g
Weight per piece (excluding packing)	113.31 g
Customs tariff number	85389091
Country of origin	DE

IB IL 24 DI 16 - Inline terminal



2726230

<https://www.phoenixcontact.com/us/products/2726230>

Technical data

Product properties

Type	modular
No. of channels	16

System properties

Programming data

Length code (hex)	01
ID code (dec.)	190
Length code (dec)	01
Process data channel	16 bit
Input address area	2 Byte
Output address area	0 Byte
Parameter channel (PCP)	0 Byte
Register length (bus)	16 bit

Fieldbus data telegram

Required parameter data	1 Byte
-------------------------	--------

Electrical properties

Potentials: Communications power (U_L)

Supply voltage	7.5 V DC (via voltage jumper)
Current draw	max. 60 mA

Potentials: Segment circuit supply (U_S)

Supply voltage	24 V DC (via voltage jumper)
Supply voltage range	19.2 V DC ... 30 V DC (including all tolerances, including ripple)
Current draw	max. 4 A

Electrical isolation/isolation of the voltage ranges

Test voltage: 5 V supply, incoming remote bus/7.5 V supply (bus logics)	500 V AC, 50 Hz, 1 min
Test voltage: 5 V supply, outgoing remote bus/7.5 V supply (bus logics)	500 V AC, 50 Hz, 1 min
Test voltage: 7.5 V supply (bus logics)/24 V supply (I/O)	500 V AC, 50 Hz, 1 min
Test voltage: 24 V supply (I/O) / functional ground	500 V AC, 50 Hz, 1 min

Input data

Digital:

Input name	Digital inputs
Number of inputs	16 (IEC 61131-2 type 1)
Connection method	Spring-cage connection
Connection technology	2-, 3-conductor

IB IL 24 DI 16 - Inline terminal

2726230

<https://www.phoenixcontact.com/us/products/2726230>

Input voltage	24 V DC (via voltage jumper)
Input voltage range "0" signal	-3 V DC ... 5 V DC
Input voltage range "1" signal	15 V DC ... 30 V DC
Typical response time	< 1 ms

Connection data

Inline connector

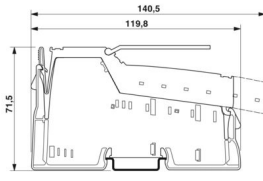
Connection method	Spring-cage connection
Conductor cross-section, rigid	0.08 mm ² ... 1.5 mm ²
Conductor cross-section, flexible	0.08 mm ² ... 1.5 mm ²
Conductor cross-section AWG	28 ... 16

Interfaces

Inline local bus

Connection method	Inline data jumper
Transmission speed	500 kbps

Dimensions

Dimensional drawing	
Width	48.8 mm
Height	119.8 mm
Depth	71.5 mm

Environmental and real-life conditions

Ambient conditions

Ambient temperature (operation)	-25 °C ... 55 °C
Air pressure (operation)	70 kPa ... 106 kPa (up to 3000 m above sea level)
Air pressure (storage/transport)	70 kPa ... 106 kPa (up to 3000 m above sea level)
Ambient temperature (storage/transport)	-25 °C ... 85 °C
Permissible humidity (operation)	10 % ... 95 % (according to DIN EN 61131-2)
Permissible humidity (storage/transport)	10 % ... 95 % (according to DIN EN 61131-2)

Standards and regulations

Protection class	III (IEC 61140, EN 61140, VDE 0140-1)
------------------	---------------------------------------

Mounting

Mounting type	DIN rail mounting
---------------	-------------------

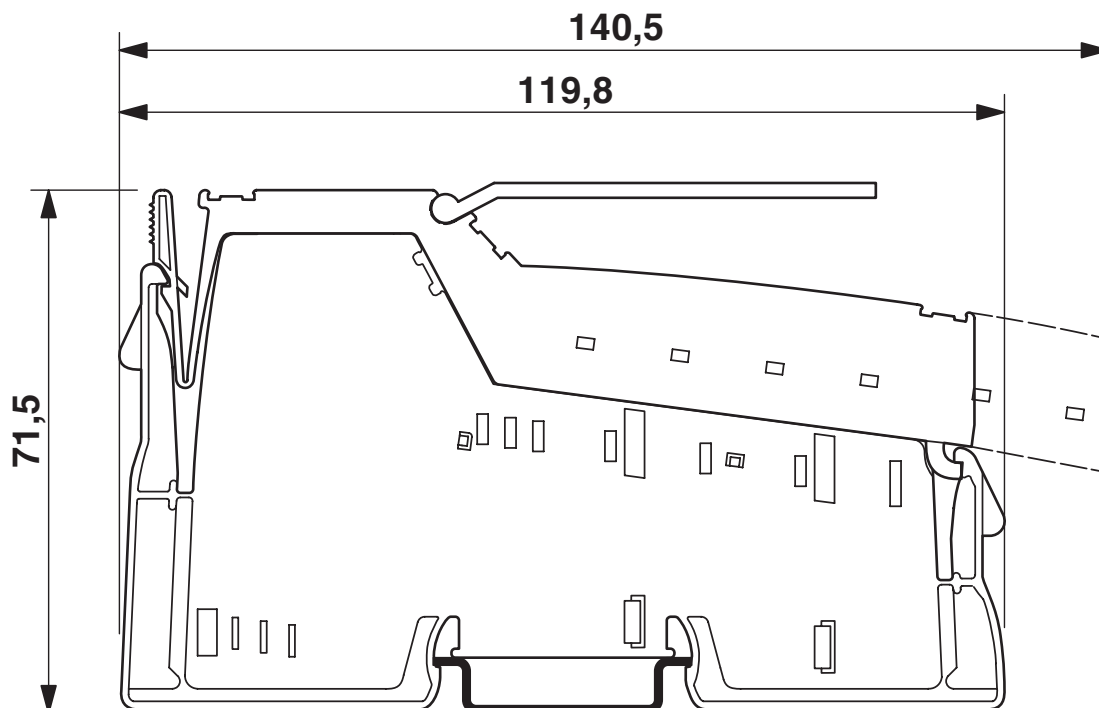
IB IL 24 DI 16 - Inline terminal

2726230

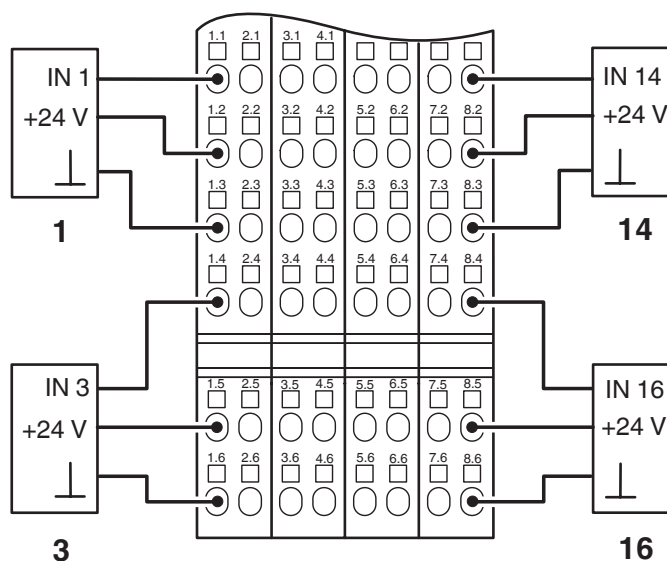
<https://www.phoenixcontact.com/us/products/2726230>

Drawings

Dimensional drawing



Connection diagram

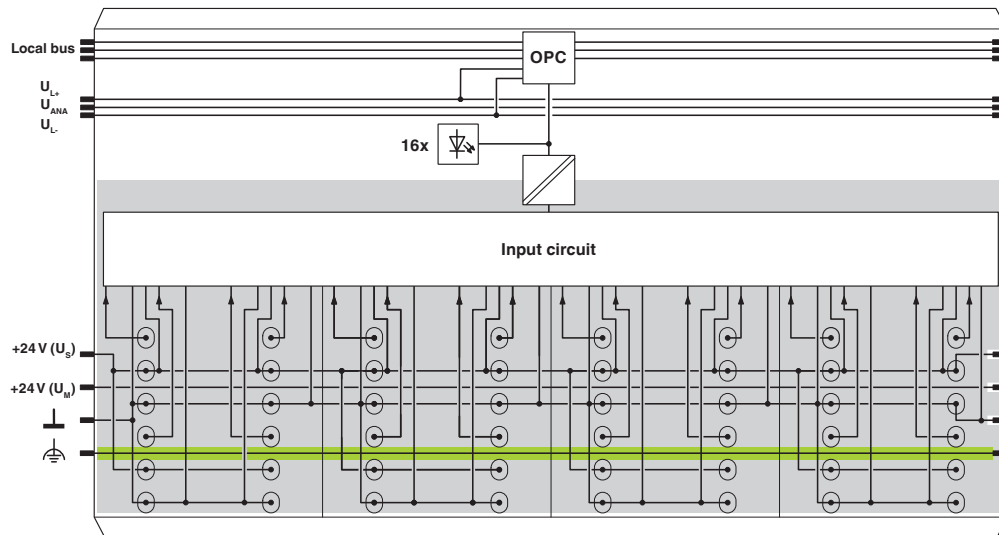


IB IL 24 DI 16 - Inline terminal

2726230

<https://www.phoenixcontact.com/us/products/2726230>

Block diagram



IB IL 24 DI 16 - Inline terminal



2726230

<https://www.phoenixcontact.com/us/products/2726230>

Environmental product compliance

EU REACH SVHC

REACH candidate substance (CAS No.)	No substance above 0.1 wt%
-------------------------------------	----------------------------

Phoenix Contact 2026 © - all rights reserved

<https://www.phoenixcontact.com>

Phoenix Contact USA
586 Fulling Mill Road
Middletown, PA 17057, United States
(+717) 944-1300
info@phoenixcon.com