

# IBS ST 24 BK-RB-T DIO 8/8/3-LK - Bus coupler



2723453

<https://www.phoenixcontact.com/us/products/2723453>

Please be informed that the data shown in this PDF document is generated from our online catalog. Please find the complete data in the user documentation. Our general terms of use for downloads are valid.



INTERBUS-ST I/O bus terminal, FO connection, 8 digital inputs, 8 digital outputs, 500 mA, with additional D-SUB 9 remote bus branch, IP20 degree of protection, consisting of: Terminal part with screw connection and module electronics

## Product description

INTERBUS ST bus terminal modules with additional interfaces (I/O)

In addition to the actual bus terminal module functions, 8 digital inputs and 8 digital outputs are integrated into the INTERBUS input/output bus terminal modules. On top of this, the modules can be extended by up to four INTERBUS-ST input/output modules. All the bus terminal module functions, such as switching of the input/output modules from the INTERBUS network remain available without restrictions.

This bus terminal module is particularly suitable for use in applications for which very little space is available, or where only a few input/output points are required.

The IBS ST 24 BK DIO 8/8/3-T or -LK modules provide the option of assigning inputs and outputs either by screw terminal blocks in the termination block, or using an FLK system connector. This permits the ELR 319 electronic load relay or VARIOFACE input/output modules to be connected simply using 14-pos. FLK connectors.

The IBS ST 24 BK RB-T or IBS ST 24 BK RB-LK modules have an additional remote bus branch. This remote bus branch has the same restrictions regarding structure as any remote bus. All devices with remote bus interface can be linked in here.

All INTERBUS bus terminal modules make it possible to individually enable/disable the additional bus interfaces. To some extent, they perform the role of two bus terminal modules in the INTERBUS system and are also treated as such in the address lists and configuring software (CMD).

Note: When configuring buses branching off from the bus terminal modules, please observe the topology supported by INTERBUS controller boards.

## Your advantages

- Additional I/Os onboard
- Additional remote/local bus branches
- Copper or fiber optic connection

## Commercial data

Item number	2723453
Packing unit	1 pc
Note	Made to order (non-returnable)
Sales key	NULL
Product key	DRI311
GTIN	4017918154554
Weight per piece (including packing)	756.1 g
Weight per piece (excluding packing)	735.1 g
Customs tariff number	85389091
Country of origin	DE

# IBS ST 24 BK-RB-T DIO 8/8/3-LK - Bus coupler



2723453

<https://www.phoenixcontact.com/us/products/2723453>

## Technical data

### Product properties

Type	modular
Mounting position	Horizontal DIN rail
No. of channels	16

### Electrical properties

Supply: Module electronics

Supply voltage	24 V DC
Supply voltage range	18.5 V DC ... 30.5 V DC (including ripple)
Current consumption	typ. 150 mA
Ripple	3.6 V <sub>pp</sub> within the allowable voltage range

Electrical isolation/isolation of the voltage ranges

Test voltage: Incoming remote bus / Outgoing remote bus	500 V AC, 50 Hz, 1 min
Test voltage: Incoming remote bus/local bus	500 V AC, 50 Hz, 1 min
Test voltage: Incoming remote bus/Remote bus branch	500 V AC, 50 Hz, 1 min
Test voltage: Supply voltage logic / I/O	500 V AC, 50 Hz, 1 min

### Input data

Digital:

Input name	Digital inputs
Number of inputs	8
Connection method	Screw connection
Connection technology	3-conductor
Input voltage	24 V DC
Input voltage range "0" signal	-30 V DC ... 5 V DC
Input voltage range "1" signal	13 V DC ... 30 V DC
Nominal input current at U <sub>IN</sub>	typ. 5 mA (per channel)
Typical response time	3 ms (typical)
Protective circuit	Overload protection; Fuse in header

### Output data

Digital:

Output name	Digital outputs
Connection method	Screw connection
Connection technology	3-conductor
Number of outputs	8
Protective circuit	Short-circuit protection; electronic Overload protection; Fuse in header
Maximum output current per group	2 A

# IBS ST 24 BK-RB-T DIO 8/8/3-LK - Bus coupler



2723453

<https://www.phoenixcontact.com/us/products/2723453>

Maximum output current per channel	500 mA
Maximum output current per module / terminal block	4 A
Nominal load, lamp	12 W
Nominal load, ohmic	12 W
Maximum operating frequency with ohmic nominal load	max. 150 Hz (48 Ω)

## Connection data

### Terminal block

Connection method	Screw connection
Conductor cross-section, rigid	0.2 mm <sup>2</sup> ... 2.5 mm <sup>2</sup>
Conductor cross-section, flexible	0.2 mm <sup>2</sup> ... 2.5 mm <sup>2</sup>
Conductor cross-section AWG	24 ... 12

## Interfaces

### INTERBUS

Connection method	FSMA plugs
Designation connection point	Incoming/Outgoing Remote Bus

### ST local bus

Connection method	ST local bus connector
-------------------	------------------------

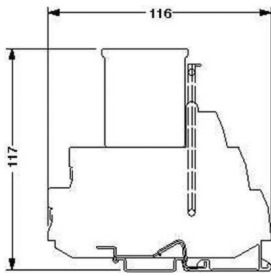
### INTERBUS

Connection method	9-pos. D-SUB male connector
Number of positions	9

### Fieldbus: Local bus gateway

Max. number of local bus devices	max. 4
----------------------------------	--------

## Dimensions

Dimensional drawing	
Width	118 mm
Height	117 mm
Depth	116 mm

## Environmental and real-life conditions

### Ambient conditions

Ambient temperature (operation)	0 °C ... 55 °C
---------------------------------	----------------

# IBS ST 24 BK-RB-T DIO 8/8/3-LK - Bus coupler



2723453

<https://www.phoenixcontact.com/us/products/2723453>

Degree of protection	IP20
Air pressure (operation)	80 kPa ... 106 kPa (up to 2000 m above sea level)
Air pressure (storage/transport)	80 kPa ... 106 kPa (up to 2000 m above sea level)
Ambient temperature (storage/transport)	-25 °C ... 70 °C
Permissible humidity (operation)	75 % (on average, 85% infrequently, non-condensing)
Permissible humidity (storage/transport)	75 % (on average, 85% infrequently, non-condensing)

## Standards and regulations

Protection class	III (IEC 61140, EN 61140, VDE 0140-1)
------------------	---------------------------------------

## Mounting

Mounting type	DIN rail mounting
Mounting position	Horizontal DIN rail

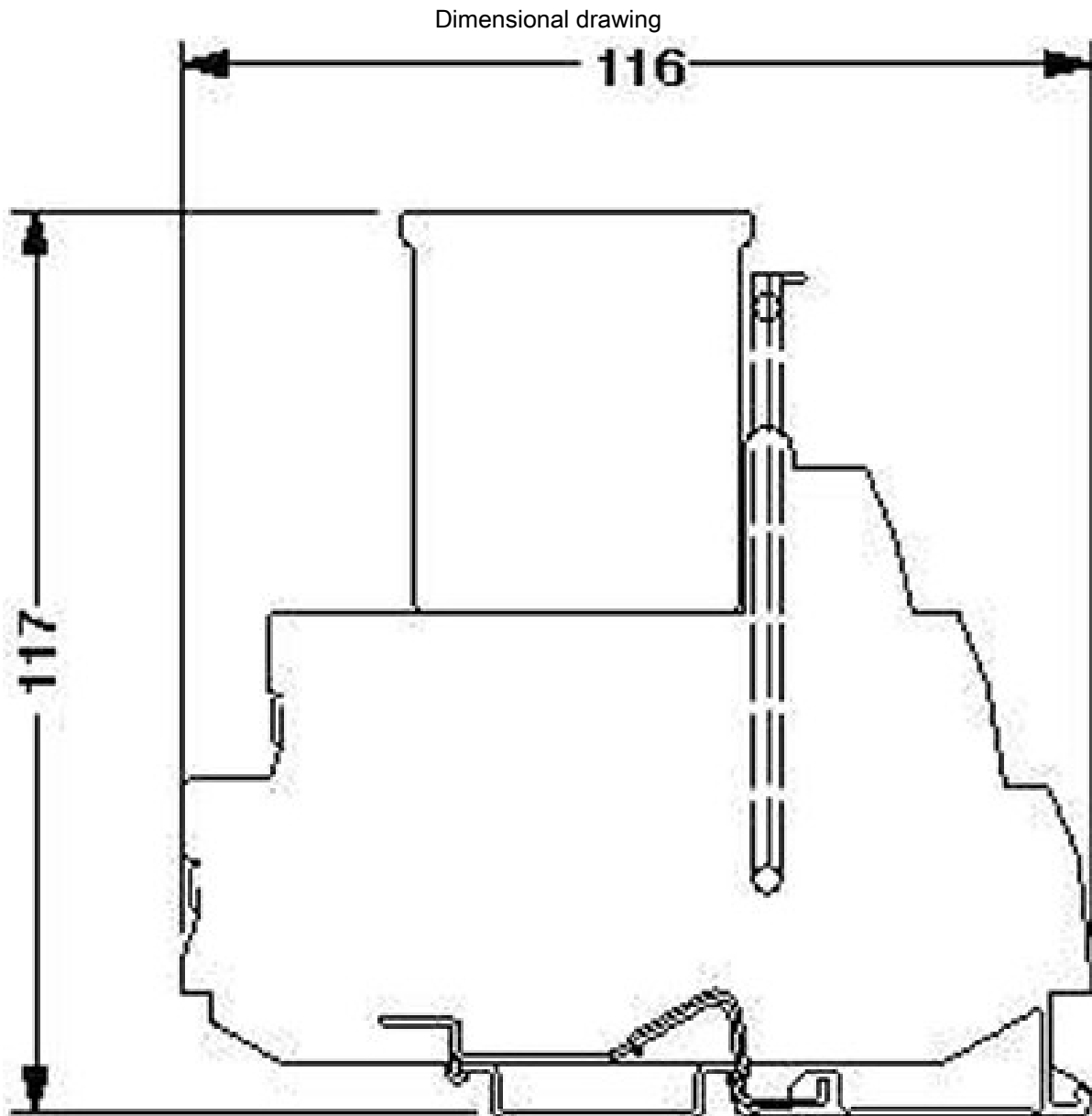
# IBS ST 24 BK-RB-T DIO 8/8/3-LK - Bus coupler



2723453

<https://www.phoenixcontact.com/us/products/2723453>

## Drawings



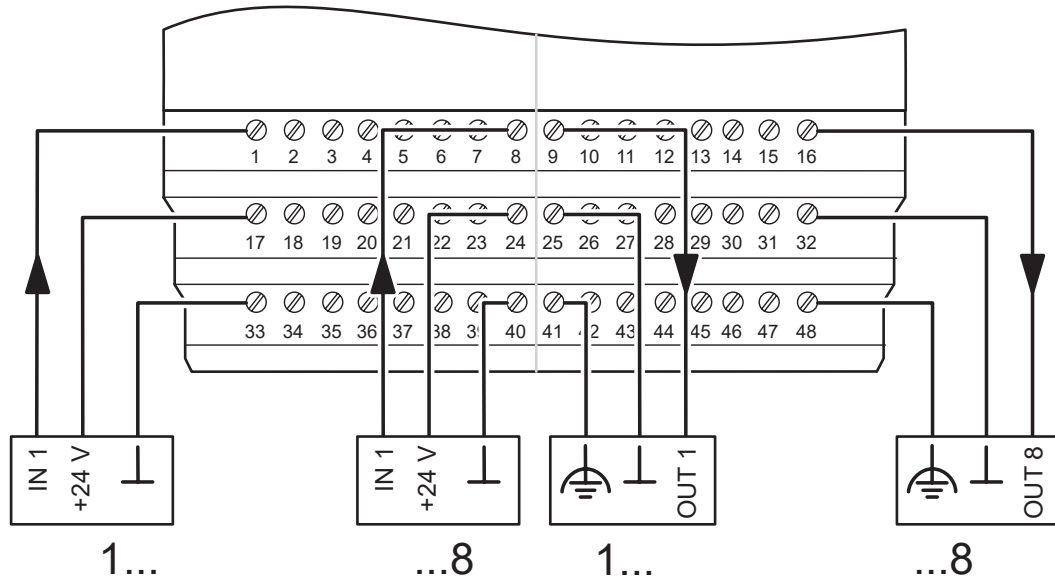
# IBS ST 24 BK-RB-T DIO 8/8/3-LK - Bus coupler



2723453

<https://www.phoenixcontact.com/us/products/2723453>

Connection diagram



# IBS ST 24 BK-RB-T DIO 8/8/3-LK - Bus coupler



2723453

<https://www.phoenixcontact.com/us/products/2723453>

## Environmental product compliance

EU REACH SVHC

REACH candidate substance (CAS No.)	No substance above 0.1 wt%
-------------------------------------	----------------------------

Phoenix Contact 2026 © - all rights reserved

<https://www.phoenixcontact.com>

Phoenix Contact USA  
586 Fulling Mill Road  
Middletown, PA 17057, United States  
(+717) 944-1300  
[info@phoenixcon.com](mailto:info@phoenixcon.com)