


DOK 1,5-LA 24RD/O-M - Initiator/actuator terminal block



2717029

<https://www.phoenixcontact.com/us/products/2717029>

Please be informed that the data shown in this PDF document is generated from our online catalog. Please find the complete data in the user documentation. Our general terms of use for downloads are valid.



Initiator/actuator terminal block, nom. voltage: 24 V, nominal current: 24 A, connection method: Screw connection, Rated cross section: 2.5 mm², cross section: 0.2 mm² - 4 mm², mounting type: NS 35/7,5, NS 35/15, color: gray

Your advantages

- Same shape as DIK ... three-level initiator terminal blocks
- Terminal blocks with red and green LEDs are available for optical signaling of the initiator and actuator wiring
- The forks of the insertion bridge can be easily loosened for bridging between non-adjacent terminal blocks
- Because the spine of the insertion bridge can be snapped into place with the terminal block housing, all the terminal points can be wired freely and the bridge can be securely positioned
- Unlike the DIK terminal blocks, the lower level of these output terminal blocks makes direct contact with the DIN rail and as a PE connection are marked yellow-green
- Alternate wiring of an actuator followed by an initiator is easy
- The upper level contains the feed-through connections for the signal cable which can be labeled
- The middle level supplies the connected actuators with power

Commercial data

Item number	2717029
Packing unit	50 pc
Minimum order quantity	1 pc
Sales key	BE12
Product key	BE1217
GTIN	4017918062057
Weight per piece (including packing)	16.69 g
Weight per piece (excluding packing)	16.69 g
Customs tariff number	85369010
Country of origin	PL

DOK 1,5-LA 24RD/O-M - Initiator/actuator terminal block



2717029

<https://www.phoenixcontact.com/us/products/2717029>

Technical data

Notes

General

Note	Current and voltage are determined by the resistance and the light indicator.
------	---

Product properties

Product type	Sensor/actuator terminal block
Number of connections	4
Number of rows	3
Potentials	3

Insulation characteristics

Overvoltage category	III
Degree of pollution	3

Electrical properties

Rated insulation voltage	250 V
Rated surge voltage	4 kV
Maximum power dissipation for nominal condition	0.77 W
LED voltage range	15 V AC ... 30 V AC

Input data

LED voltage range	15 V AC ... 30 V AC
-------------------	---------------------

Connection data

Grounding foot	Yes
Number of connections per level	2
Nominal cross section	2.5 mm ²

Level 1+2+3

Connection method	Screw connection
Screw thread	M3
Tightening torque	0.5 ... 0.6 Nm
Stripping length	8 mm
Internal cylindrical gage	A3 / B3
Connection in acc. with standard	IEC 60947-7-1
Conductor cross-section rigid	0.2 mm ² ... 4 mm ²
Cross section AWG	24 ... 12 (converted acc. to IEC)
Conductor cross-section flexible	0.25 mm ² ... 2.5 mm ²
Conductor cross-section, flexible [AWG]	24 ... 14 (converted acc. to IEC)
Conductor cross-section flexible (ferrule without plastic sleeve)	0.25 mm ² ... 2.5 mm ²
Flexible conductor cross-section (ferrule with plastic sleeve)	0.25 mm ² ... 2.5 mm ²

DOK 1,5-LA 24RD/O-M - Initiator/actuator terminal block



2717029

<https://www.phoenixcontact.com/us/products/2717029>

Conductor cross-section flexible (2 conductors with the same cross-section, with TWIN ferrule and plastic sleeve)	0.5 mm ² ... 1 mm ²
Cross-section with insertion bridge, rigid	4 mm ²
Cross-section with insertion bridge, flexible	2.5 mm ²
2 conductors with same cross section, rigid	0.2 mm ² ... 1 mm ²
2 conductors with same cross section, flexible	0.25 mm ² ... 1 mm ²
2 conductors with same cross section, flexible, with ferrule without plastic sleeve	0.25 mm ² ... 1 mm ²
2 conductors with the same cross section, flexible, with TWIN ferrule with plastic sleeve	0.5 mm ² ... 1 mm ²
Nominal cross section	2.5 mm ²
Nominal current	24 A
Maximum load current	26 A (with a 2.5 mm ² conductor cross-section)
Nominal voltage	24 V (the voltage is determined by the light indicator.)
Component type	Resistance TK 50 M

Dimensions

Width	6.2 mm
Height	61.5 mm
Depth on NS 35/7,5	54.5 mm
Depth on NS 35/15	62 mm

Material specifications

Color	gray (RAL 7042)
Flammability rating according to UL 94	V2
Insulating material group	I
Insulating material	PA
Static insulating material application in cold	-40 °C
Relative insulation material temperature index (Elec., UL 746 B)	125 °C

Electrical tests

Surge voltage test

Test voltage setpoint	4.8 kV
Result	Test passed

Power-frequency withstand voltage

Test voltage setpoint	1.5 kV
Result	Test passed

Mechanical properties

Mechanical data

Open side panel	No
-----------------	----

Mechanical tests

DOK 1,5-LA 24RD/O-M - Initiator/actuator terminal block



2717029

<https://www.phoenixcontact.com/us/products/2717029>

Attachment on the carrier

Result	Test passed
--------	-------------

Environmental and real-life conditions

Oscillation/broadband noise

Specification	EN 50155:2021-07
Spectrum	Long life test category 2, bogie-mounted
Frequency	$f_1 = 5 \text{ Hz}$ to $f_2 = 250 \text{ Hz}$
ASD level	$6.12 \text{ (m/s}^2\text{)}^2/\text{Hz}$
Acceleration	3.12g
Test duration per axis	5 h
Test directions	X-, Y- and Z-axis
Result	Test passed

Shocks

Pulse shape	Half-sine
Acceleration	30g
Shock duration	18 ms
Number of shocks per direction	3
Test directions	X-, Y- and Z-axis (pos. and neg.)
Result	Test passed

Ambient conditions

Ambient temperature (operation)	-60 °C ... 110 °C (Operating temperature range incl. self-heating; for max. short-term operating temperature, see RTI Elec.)
Ambient temperature (storage/transport)	-25 °C ... 60 °C (for a short time, not exceeding 24 h, -60 °C to +70 °C)
Ambient temperature (assembly)	-5 °C ... 70 °C
Ambient temperature (actuation)	-5 °C ... 70 °C
Permissible humidity (operation)	20 % ... 90 %
Permissible humidity (storage/transport)	30 % ... 70 %

Standards and regulations

Connection in acc. with standard	IEC 60947-7-1
----------------------------------	---------------

Mounting

Mounting type	NS 35/7,5
	NS 35/15

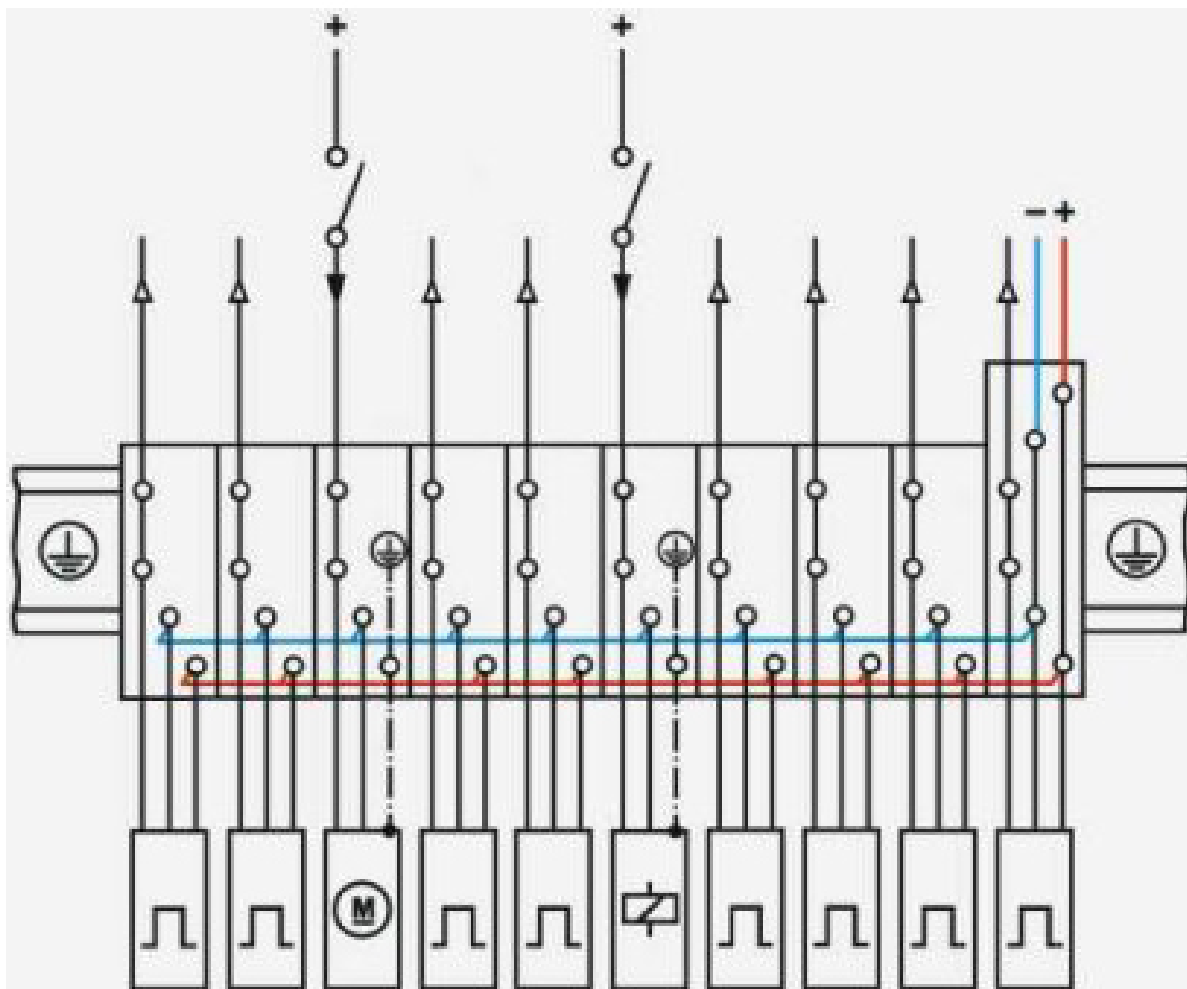
DOK 1,5-LA 24RD/O-M - Initiator/actuator terminal block

2717029

<https://www.phoenixcontact.com/us/products/2717029>

Drawings

Circuit diagram



DOK 1,5-LA 24RD/O-M - Initiator/actuator terminal block





2717029


<https://www.phoenixcontact.com/us/products/2717029>

Approvals

To download certificates, visit the product detail page: <https://www.phoenixcontact.com/us/products/2717029>

 CSA Approval ID: 13631				
	Nominal voltage U_N	Nominal current I_N	Cross section AWG	Cross section mm^2
keine				
	300 V	15 A	28 - 14	-

 EAC Approval ID: KZ7500651131219505				
---	--	--	--	--

 cULus Recognized Approval ID: E60425				
	Nominal voltage U_N	Nominal current I_N	Cross section AWG	Cross section mm^2
B				
	300 V	15 A	30 - 14	-
PE connection	-	-	30 - 14	-
D				
	150 V	15 A	30 - 14	-

DOK 1,5-LA 24RD/O-M - Initiator/actuator terminal block



2717029

<https://www.phoenixcontact.com/us/products/2717029>

Classifications

ECLASS

ECLASS-13.0	27250112
ECLASS-15.0	27250112

ETIM

ETIM 10.0	EC000900
-----------	----------

UNSPSC

UNSPSC 21.0	39121400
-------------	----------

DOK 1,5-LA 24RD/O-M - Initiator/actuator terminal block



2717029

<https://www.phoenixcontact.com/us/products/2717029>

Environmental product compliance

EU RoHS

Fulfills EU RoHS substance requirements	Yes, No exemptions
---	--------------------

China RoHS

Environment friendly use period (EFUP)	EFUP-E
	No hazardous substances above the limits

EU REACH SVHC

REACH candidate substance (CAS No.)	No substance above 0.1 wt%
-------------------------------------	----------------------------

EF3.1 Climate Change

CO2e kg	0.132 kg CO2e
---------	---------------

Phoenix Contact 2026 © - all rights reserved
<https://www.phoenixcontact.com>

Phoenix Contact USA
586 Fulling Mill Road
Middletown, PA 17057, United States
(+717) 944-1300
info@phoenixcon.com