


# DIK 1,5 - Initiator/actuator terminal block



2715966

<https://www.phoenixcontact.com/us/products/2715966>

Please be informed that the data shown in this PDF document is generated from our online catalog. Please find the complete data in the user documentation. Our general terms of use for downloads are valid.



Initiator/actuator terminal block, nom. voltage: 250 V, nominal current: 24 A, connection method: Screw connection, 1st, 2nd and 3rd level, Rated cross section: 2.5 mm<sup>2</sup>, cross section: 0.2 mm<sup>2</sup> - 4 mm<sup>2</sup>, mounting type: NS 35/7,5, NS 35/15, color: gray

## Your advantages

- The upper level contains the feed-through connections for the signal cable which can be labeled
- The lower terminal points can be bridged using an insertion bridge that can be separated
- The two lower terminal points supply potential to the initiator

## Commercial data

Item number	2715966
Packing unit	50 pc
Minimum order quantity	50 pc
Sales key	BE12
Product key	BE1217
GTIN	4017918061715
Weight per piece (including packing)	12.303 g
Weight per piece (excluding packing)	11.221 g
Customs tariff number	85369010
Country of origin	PL

# DIK 1,5 - Initiator/actuator terminal block



2715966

<https://www.phoenixcontact.com/us/products/2715966>

## Technical data

### Product properties

Product type	Sensor/actuator terminal block
Number of connections	3
Number of rows	3
Potentials	3

### Insulation characteristics

Overvoltage category	III
Degree of pollution	3

### Electrical properties

Rated surge voltage	4 kV
Maximum power dissipation for nominal condition	0.77 W

### Connection data

Number of connections per level	1
Nominal cross section	2.5 mm <sup>2</sup>

### 1st, 2nd and 3rd level

Connection method	Screw connection
Screw thread	M3
Tightening torque	0.5 ... 0.6 Nm
Stripping length	8 mm
Internal cylindrical gage	A3
Connection in acc. with standard	IEC 60947-7-1
Conductor cross-section rigid	0.2 mm <sup>2</sup> ... 4 mm <sup>2</sup>
Cross section AWG	24 ... 12 (converted acc. to IEC)
Conductor cross-section flexible	0.2 mm <sup>2</sup> ... 2.5 mm <sup>2</sup>
Conductor cross-section, flexible [AWG]	24 ... 14 (converted acc. to IEC)
Conductor cross-section flexible (ferrule without plastic sleeve)	0.25 mm <sup>2</sup> ... 2.5 mm <sup>2</sup>
Flexible conductor cross-section (ferrule with plastic sleeve)	0.25 mm <sup>2</sup> ... 2.5 mm <sup>2</sup>
Cross-section with insertion bridge, rigid	4 mm <sup>2</sup>
Cross-section with insertion bridge, flexible	2.5 mm <sup>2</sup>
2 conductors with same cross section, rigid	0.2 mm <sup>2</sup> ... 1 mm <sup>2</sup>
2 conductors with same cross section, flexible	0.2 mm <sup>2</sup> ... 1 mm <sup>2</sup>
2 conductors with same cross section, flexible, with ferrule without plastic sleeve	0.25 mm <sup>2</sup> ... 1 mm <sup>2</sup>
2 conductors with the same cross section, flexible, with TWIN ferrule with plastic sleeve	0.5 mm <sup>2</sup> ... 1 mm <sup>2</sup>
Nominal cross section	2.5 mm <sup>2</sup>
Nominal current	24 A
Maximum load current	26 A (with 4 mm <sup>2</sup> conductor cross-section)
Nominal voltage	250 V

# DIK 1,5 - Initiator/actuator terminal block



2715966

<https://www.phoenixcontact.com/us/products/2715966>

## Dimensions

Width	6.2 mm
Height	55 mm
Depth on NS 35/7,5	54.5 mm
Depth on NS 35/15	62 mm

## Material specifications

Color	gray (RAL 7042)
Flammability rating according to UL 94	V2
Insulating material group	I
Insulating material	PA
Static insulating material application in cold	-40 °C
Temperature index of insulation material (DIN EN 60216-1 (VDE 0304-21))	125 °C
Relative insulation material temperature index (Elec., UL 746 B)	125 °C

## Electrical tests

### Surge voltage test

Test voltage setpoint	4.8 kV
Result	Test passed

### Temperature-rise test

Requirement temperature-rise test	Increase in temperature $\leq$ 45 K
Result	Test passed
Short-time withstand current 2.5 mm <sup>2</sup>	0.3 kA
Short-time withstand current 4 mm <sup>2</sup>	0.48 kA
Result	Test passed

### Power-frequency withstand voltage

Test voltage setpoint	1.5 kV
Result	Test passed

## Mechanical properties

### Mechanical data

Open side panel	No
-----------------	----

## Mechanical tests

### Mechanical strength

Result	Test passed
--------	-------------

### Attachment on the carrier

DIN rail/fixing support	NS 35
Test force setpoint	1 N
Result	Test passed

# DIK 1,5 - Initiator/actuator terminal block



2715966

<https://www.phoenixcontact.com/us/products/2715966>

## Test for conductor damage and slackening

Rotation speed	10 rpm
Revolutions	135
Conductor cross-section/weight	0.2 mm <sup>2</sup> / 0.2 kg
	2.5 mm <sup>2</sup> / 0.7 kg
	4 mm <sup>2</sup> / 0.9 kg
Result	Test passed

## Environmental and real-life conditions

### Needle-flame test

Time of exposure	30 s
Result	Test passed

### Ambient conditions

Ambient temperature (operation)	-60 °C ... 110 °C (Operating temperature range incl. self-heating; for max. short-term operating temperature, see RTI Elec.)
Ambient temperature (storage/transport)	-25 °C ... 60 °C (for a short time, not exceeding 24 h, -60 °C to +70 °C)
Ambient temperature (assembly)	-5 °C ... 70 °C
Ambient temperature (actuation)	-5 °C ... 70 °C
Permissible humidity (operation)	20 % ... 90 %
Permissible humidity (storage/transport)	30 % ... 70 %

## Standards and regulations

Connection in acc. with standard	IEC 60947-7-1
----------------------------------	---------------

## Mounting

Mounting type	NS 35/7,5
	NS 35/15

# DIK 1,5 - Initiator/actuator terminal block

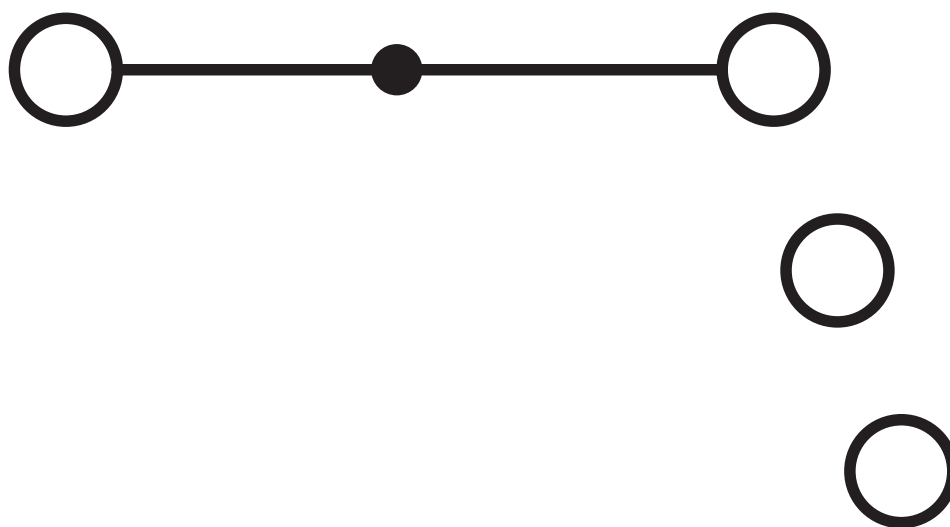


2715966

<https://www.phoenixcontact.com/us/products/2715966>

## Drawings

Circuit diagram

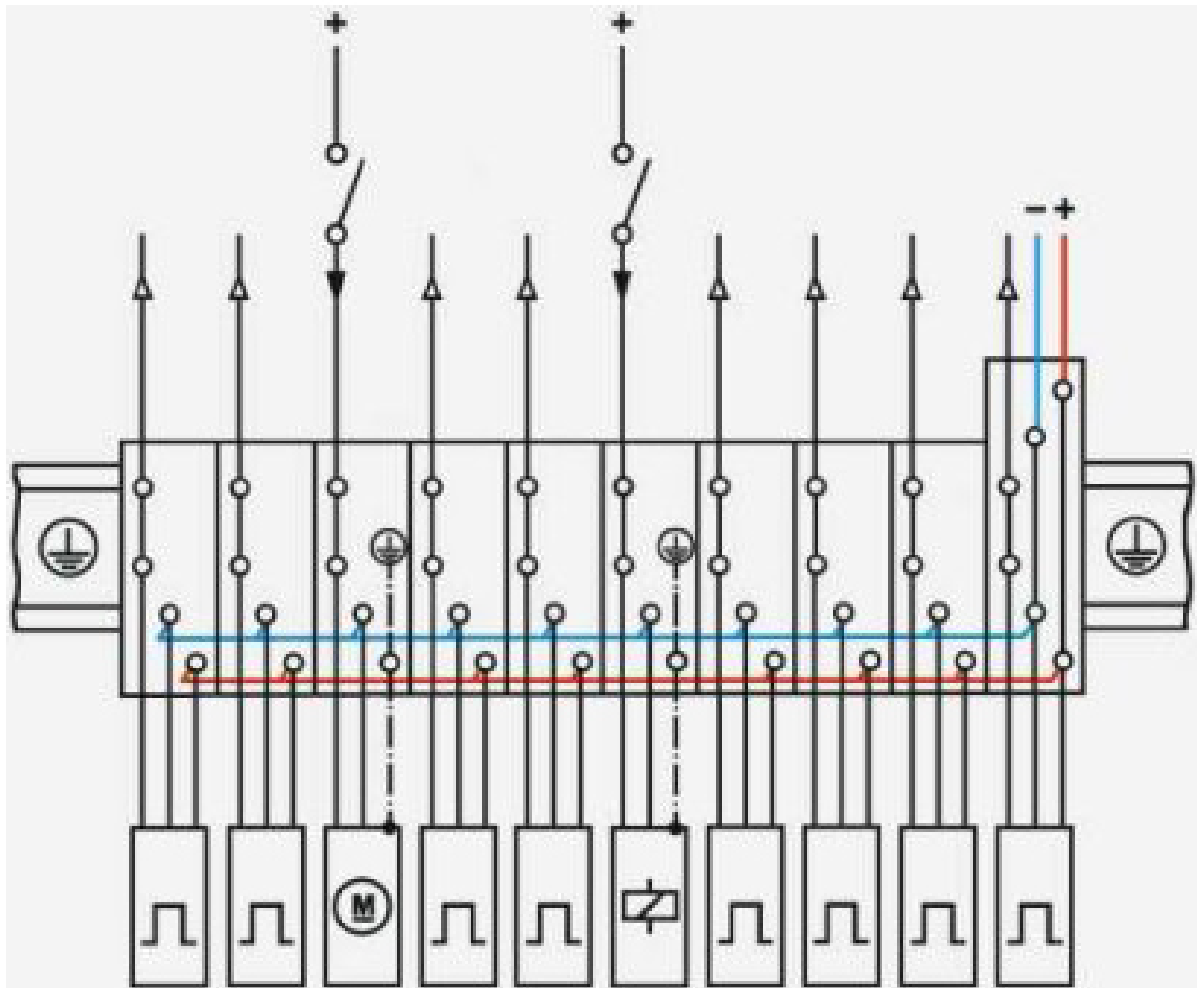


# DIK 1,5 - Initiator/actuator terminal block

2715966

<https://www.phoenixcontact.com/us/products/2715966>

Circuit diagram



# DIK 1,5 - Initiator/actuator terminal block




2715966


<https://www.phoenixcontact.com/us/products/2715966>

## Approvals

To download certificates, visit the product detail page: <https://www.phoenixcontact.com/us/products/2715966>

 <b>CSA</b> Approval ID: 13631				
	Nominal voltage $U_N$	Nominal current $I_N$	Cross section AWG	Cross section $mm^2$
keine				
	300 V	15 A	28 - 14	-

 <b>EAC</b> Approval ID: KZ7500651131219505				
---	--	--	--	--

 <b>cULus Recognized</b> Approval ID: E60425				
	Nominal voltage $U_N$	Nominal current $I_N$	Cross section AWG	Cross section $mm^2$
B				
	300 V	15 A	30 - 14	-
PE connection	-	-	30 - 14	-
C				
	150 V	15 A	30 - 14	-
PE connection	-	-	30 - 14	-
D				
	300 V	10 A	30 - 14	-

# DIK 1,5 - Initiator/actuator terminal block



2715966

<https://www.phoenixcontact.com/us/products/2715966>

## Classifications

### ECLASS

ECLASS-13.0	27250112
ECLASS-15.0	27250112

### ETIM

ETIM 10.0	EC000900
-----------	----------

### UNSPSC

UNSPSC 21.0	39121400
-------------	----------

# DIK 1,5 - Initiator/actuator terminal block



2715966

<https://www.phoenixcontact.com/us/products/2715966>

## Environmental product compliance

### EU RoHS

Fulfills EU RoHS substance requirements	Yes, No exemptions
---	--------------------

### China RoHS

Environment friendly use period (EFUP)	EFUP-E
	No hazardous substances above the limits

### EU REACH SVHC

REACH candidate substance (CAS No.)	No substance above 0.1 wt%
-------------------------------------	----------------------------

### EF3.1 Climate Change

CO2e kg	0.076 kg CO2e
---------	---------------

Phoenix Contact 2026 © - all rights reserved  
<https://www.phoenixcontact.com>

Phoenix Contact USA  
586 Fulling Mill Road  
Middletown, PA 17057, United States  
(+717) 944-1300  
[info@phoenixcon.com](mailto:info@phoenixcon.com)