


DIK 1,5-LA 24RD/O-M - Initiator/actuator terminal block



2715856

<https://www.phoenixcontact.com/us/products/2715856>

Please be informed that the data shown in this PDF document is generated from our online catalog. Please find the complete data in the user documentation. Our general terms of use for downloads are valid.



Initiator/actuator terminal block, nominal current: 24 A, connection method: Screw connection, cross section: 0.2 mm² - 4 mm², mounting type: NS 35/7,5, NS 35/15, color: gray

Your advantages

- Terminal blocks with red and green LEDs are available for optical signaling of the initiator and actuator wiring

Commercial data

Item number	2715856
Packing unit	50 pc
Minimum order quantity	50 pc
Sales key	BE12
Product key	BE1217
GTIN	4017918061609
Weight per piece (including packing)	13.53 g
Weight per piece (excluding packing)	13.53 g
Customs tariff number	85369010
Country of origin	PL

Technical data

Notes

General

Note	Current and voltage are determined by the resistance and the light indicator.
------	---

Product properties

Product type	Sensor/actuator terminal block
Number of connections	4
Number of rows	3

Insulation characteristics

Overvoltage category	III
Degree of pollution	3

Electrical properties

Rated insulation voltage	250 V
Rated surge voltage	4 kV
Maximum power dissipation for nominal condition	0.77 W
LED voltage range	15 V DC ... 30 V DC

Input data

LED voltage range	15 V DC ... 30 V DC
-------------------	---------------------

Connection data

Number of connections per level	2
Nominal cross section	2.5 mm ²

Level 1+2+3

Connection method	Screw connection
Screw thread	M3
Tightening torque	0.5 ... 0.6 Nm
Stripping length	8 mm
Internal cylindrical gage	A3
Conductor cross-section rigid	0.2 mm ² ... 4 mm ²
Cross section AWG	24 ... 12 (converted acc. to IEC)
Conductor cross-section flexible	0.2 mm ² ... 2.5 mm ²
Conductor cross-section, flexible [AWG]	24 ... 14 (converted acc. to IEC)
Conductor cross-section flexible (ferrule without plastic sleeve)	0.25 mm ² ... 2.5 mm ²
Flexible conductor cross-section (ferrule with plastic sleeve)	0.25 mm ² ... 2.5 mm ²
Conductor cross-section flexible (2 conductors with the same cross-section, with TWIN ferrule and plastic sleeve)	0.5 mm ² ... 1 mm ²
Cross-section with insertion bridge, rigid	4 mm ²
Cross-section with insertion bridge, flexible	2.5 mm ²

DIK 1,5-LA 24RD/O-M - Initiator/actuator terminal block



2715856

<https://www.phoenixcontact.com/us/products/2715856>

2 conductors with same cross section, rigid	0.2 mm ² ... 1 mm ²
2 conductors with same cross section, flexible	0.2 mm ² ... 1 mm ²
2 conductors with same cross section, flexible, with ferrule without plastic sleeve	0.25 mm ² ... 1 mm ²
Nominal current	24 A
Component type	Resistance TK 50 M

Dimensions

Width	6.2 mm
Height	55 mm
Depth on NS 35/7,5	54.5 mm
Depth on NS 35/15	62 mm

Material specifications

Color	gray (RAL 7042)
Flammability rating according to UL 94	V2
Insulating material group	I
Insulating material	PA
Static insulating material application in cold	-40 °C
Relative insulation material temperature index (Elec., UL 746 B)	125 °C

Electrical tests

Surge voltage test

Result	Test passed
--------	-------------

Power-frequency withstand voltage

Test voltage setpoint	1.5 kV
Result	Test passed

Mechanical properties

Mechanical data

Open side panel	No
-----------------	----

Mechanical tests

Attachment on the carrier

Result	Test passed
--------	-------------

Environmental and real-life conditions

Oscillation/broadband noise

Specification	EN 50155:2021-07
Spectrum	Long life test category 2, bogie-mounted
Frequency	$f_1 = 5 \text{ Hz}$ to $f_2 = 250 \text{ Hz}$
ASD level	6.12 (m/s ²) ² /Hz
Acceleration	3.12g

DIK 1,5-LA 24RD/O-M - Initiator/actuator terminal block



2715856

<https://www.phoenixcontact.com/us/products/2715856>

Test duration per axis	5 h
Test directions	X-, Y- and Z-axis
Result	Test passed

Shocks

Pulse shape	Half-sine
Acceleration	30g
Shock duration	18 ms
Number of shocks per direction	3
Test directions	X-, Y- and Z-axis (pos. and neg.)
Result	Test passed

Ambient conditions

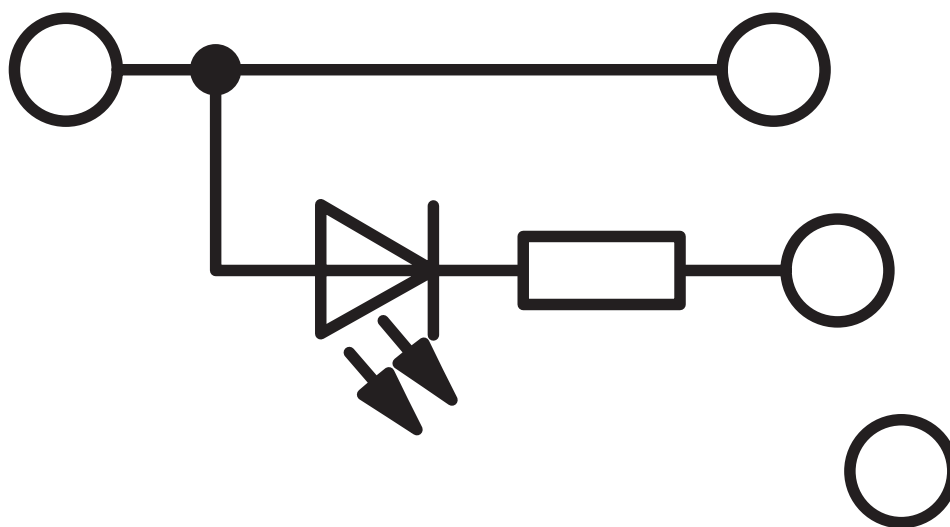
Ambient temperature (operation)	-60 °C ... 110 °C (Operating temperature range incl. self-heating; for max. short-term operating temperature, see RTI Elec.)
Ambient temperature (storage/transport)	-25 °C ... 60 °C (for a short time, not exceeding 24 h, -60 °C to +70 °C)
Ambient temperature (assembly)	-5 °C ... 70 °C
Ambient temperature (actuation)	-5 °C ... 70 °C
Permissible humidity (operation)	20 % ... 90 %
Permissible humidity (storage/transport)	30 % ... 70 %

Mounting

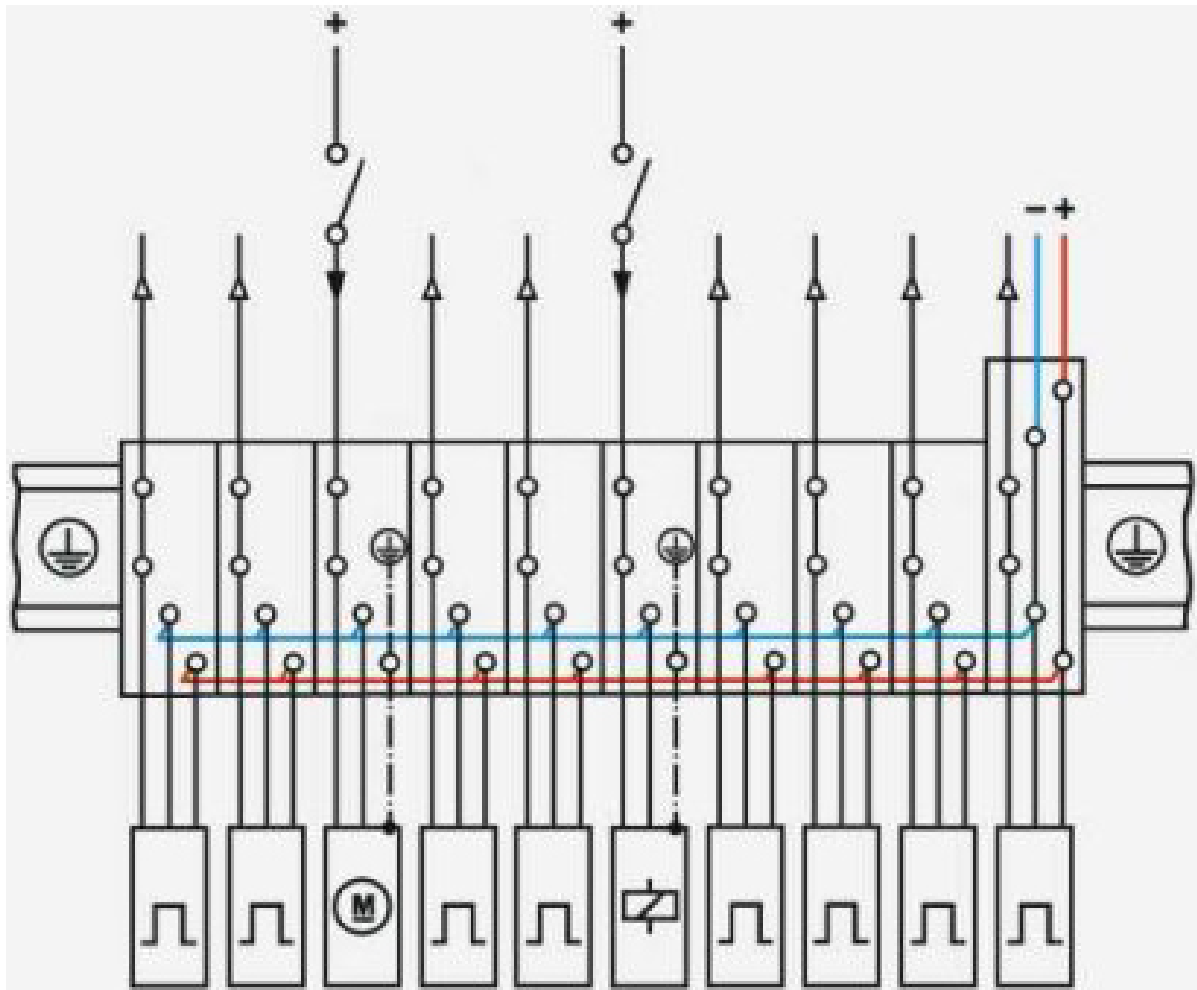
Mounting type	NS 35/7,5
	NS 35/15

Drawings

Circuit diagram



Circuit diagram



DIK 1,5-LA 24RD/O-M - Initiator/actuator terminal block





2715856

<https://www.phoenixcontact.com/us/products/2715856>

Approvals

To download certificates, visit the product detail page: <https://www.phoenixcontact.com/us/products/2715856>

 CSA Approval ID: 13631				
	Nominal voltage U_N	Nominal current I_N	Cross section AWG	Cross section mm^2
keine				
	300 V	15 A	28 - 14	-

 EAC Approval ID: KZ7500651131219505				
---	--	--	--	--

2715856

<https://www.phoenixcontact.com/us/products/2715856>

Classifications

ECLASS

ECLASS-13.0	27250112
ECLASS-15.0	27250112

ETIM

ETIM 10.0	EC000900
-----------	----------

UNSPSC

UNSPSC 21.0	39121400
-------------	----------

2715856

<https://www.phoenixcontact.com/us/products/2715856>

Environmental product compliance

EU RoHS

Fulfills EU RoHS substance requirements	Yes, No exemptions
---	--------------------

China RoHS

Environment friendly use period (EFUP)	EFUP-E
	No hazardous substances above the limits

EU REACH SVHC

REACH candidate substance (CAS No.)	No substance above 0.1 wt%
-------------------------------------	----------------------------

EF3.1 Climate Change

CO2e kg	0.105 kg CO2e
---------	---------------

Phoenix Contact 2026 © - all rights reserved
<https://www.phoenixcontact.com>

Phoenix Contact USA
586 Fulling Mill Road
Middletown, PA 17057, United States
(+717) 944-1300
info@phoenixcon.com