

# G 5/12-EX - Device terminal block



2703208

<https://www.phoenixcontact.com/us/products/2703208>

Please be informed that the data shown in this PDF document is generated from our online catalog. Please find the complete data in the user documentation. Our general terms of use for downloads are valid.



The figure shows a combination of versions G 5/2, G 5/3 and G 5/4

Device terminal block, nom. voltage: 275 V, nominal current: 30 A, number of connections: 24, number of positions: 12, connection method: Screw connection, Rated cross section: 4 mm<sup>2</sup>, cross section: 0.2 mm<sup>2</sup> - 4 mm<sup>2</sup>, mounting type: direct screw connection, color: gray

## Commercial data

Item number	2703208
Packing unit	50 pc
Minimum order quantity	1 pc
Sales key	BE12
Product key	BE1265
GTIN	4017918061104
Weight per piece (including packing)	79.31 g
Weight per piece (excluding packing)	69 g
Customs tariff number	85369010
Country of origin	PL

# G 5/12-EX - Device terminal block



2703208

<https://www.phoenixcontact.com/us/products/2703208>

## Technical data

### Product properties

Product type	Feed-through terminal block
Product family	G
Number of positions	12
Number of connections	24
Number of rows	1
Potentials	12

### Insulation characteristics

Overvoltage category	III
Degree of pollution	3

### Electrical properties

Rated surge voltage	6 kV
Maximum power dissipation for nominal condition	1.02 W

### Connection data

Number of connections per level	24
Nominal cross section	4 mm <sup>2</sup>
Connection method	Screw connection
Screw thread	M3
Tightening torque	0.6 ... 0.8 Nm
Stripping length	8 mm
Internal cylindrical gage	A3
Connection in acc. with standard	IEC 60947-7-1
Conductor cross-section rigid	0.2 mm <sup>2</sup> ... 4 mm <sup>2</sup>
Cross section AWG	24 ... 12 (converted acc. to IEC)
Conductor cross-section flexible	0.2 mm <sup>2</sup> ... 4 mm <sup>2</sup>
Conductor cross-section, flexible [AWG]	24 ... 12 (converted acc. to IEC)
Conductor cross-section flexible (ferrule without plastic sleeve)	0.25 mm <sup>2</sup> ... 4 mm <sup>2</sup>
Flexible conductor cross-section (ferrule with plastic sleeve)	0.25 mm <sup>2</sup> ... 2.5 mm <sup>2</sup>
2 conductors with same cross section, rigid	0.2 mm <sup>2</sup> ... 1.5 mm <sup>2</sup>
2 conductors with same cross section, flexible	0.2 mm <sup>2</sup> ... 1.5 mm <sup>2</sup>
2 conductors with same cross section, flexible, with ferrule without plastic sleeve	0.25 mm <sup>2</sup> ... 1.5 mm <sup>2</sup>
2 conductors with the same cross section, flexible, with TWIN ferrule with plastic sleeve	0.5 mm <sup>2</sup> ... 1 mm <sup>2</sup>
Nominal cross section	4 mm <sup>2</sup>
Nominal current	30 A
Maximum load current	32 A (with 4 mm <sup>2</sup> conductor cross-section)
Nominal voltage	275 V

### Ex data

# G 5/12-EX - Device terminal block

2703208

<https://www.phoenixcontact.com/us/products/2703208>

## Rated data (ATEX/IECEX)

Identification	⊕ II 2 G Ex eb IIC Gb
Operating temperature range	-60 °C ... 110 °C
Ex-certified accessories	1205053 SZS 0,6X3,5
Ex temperature increase	40 K (30.7 A / 4 mm <sup>2</sup> )
Rated insulation voltage	320 V
output	(Permanent)

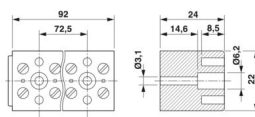
## Ex level General

Rated voltage	352 V
Rated current	30 A
Maximum load current	30 A
Contact resistance	0.25 mΩ

## Ex connection data General

Torque range	0.6 Nm ... 0.8 Nm
Nominal cross section	4 mm <sup>2</sup>
Rated cross section AWG	12
Connection capacity rigid	0.2 mm <sup>2</sup> ... 4 mm <sup>2</sup>
Connection capacity AWG	24 ... 12
Connection capacity flexible	0.2 mm <sup>2</sup> ... 4 mm <sup>2</sup>
Connection capacity AWG	24 ... 24
2 conductors with same cross section, solid	0.2 mm <sup>2</sup> ... 1.5 mm <sup>2</sup>
2 conductors with the same cross-section AWG rigid	24 ... 16
2 conductors with same cross section, stranded	0.2 mm <sup>2</sup> ... 1.5 mm <sup>2</sup>
2 conductors with the same cross-section AWG flexible	24 ... 16

## Dimensions

Dimensional drawing	
Width	92 mm
Height	22 mm
Depth	24 mm
Hole diameter	3.2 mm

## Material specifications

Color	gray (RAL 7042)
Flammability rating according to UL 94	V0
Insulating material group	I
Insulating material	PA
Static insulating material application in cold	-60 °C
Temperature index of insulation material (DIN EN 60216-1 (VDE	130 °C

# G 5/12-EX - Device terminal block



2703208

<https://www.phoenixcontact.com/us/products/2703208>

0304-21))	
Relative insulation material temperature index (Elec., UL 746 B)	130 °C
Fire protection for rail vehicles (DIN EN 45545-2) R22	HL 1 - HL 3
Fire protection for rail vehicles (DIN EN 45545-2) R23	HL 1 - HL 3
Fire protection for rail vehicles (DIN EN 45545-2) R24	HL 1 - HL 3
Fire protection for rail vehicles (DIN EN 45545-2) R26	HL 1 - HL 3
Calorimetric heat release NFPA 130 (ASTM E 1354)	28 MJ/kg
Surface flammability NFPA 130 (ASTM E 162)	passed
Specific optical density of smoke NFPA 130 (ASTM E 662)	passed
Smoke gas toxicity NFPA 130 (SMP 800C)	passed

## Mechanical properties

### General

Terminal block mounting	When attaching the product to the mounting surface, please ensure that the housing is not damaged when tightening the center screw
-------------------------	--

### Mechanical data

Open side panel	No
-----------------	----

## Environmental and real-life conditions

### Ambient conditions

Ambient temperature (operation)	-60 °C ... 110 °C (Operating temperature range incl. self-heating; for max. short-term operating temperature, see RTI Elec.)
Ambient temperature (storage/transport)	-25 °C ... 60 °C (for a short time, not exceeding 24 h, -60 °C to +70 °C)
Ambient temperature (assembly)	-5 °C ... 70 °C
Ambient temperature (actuation)	-5 °C ... 70 °C
Permissible humidity (operation)	20 % ... 90 %
Permissible humidity (storage/transport)	30 % ... 70 %

## Standards and regulations

Connection in acc. with standard	IEC 60947-7-1
----------------------------------	---------------

## Mounting

Mounting type	direct screw connection
Terminal block mounting	When attaching the product to the mounting surface, please ensure that the housing is not damaged when tightening the center screw

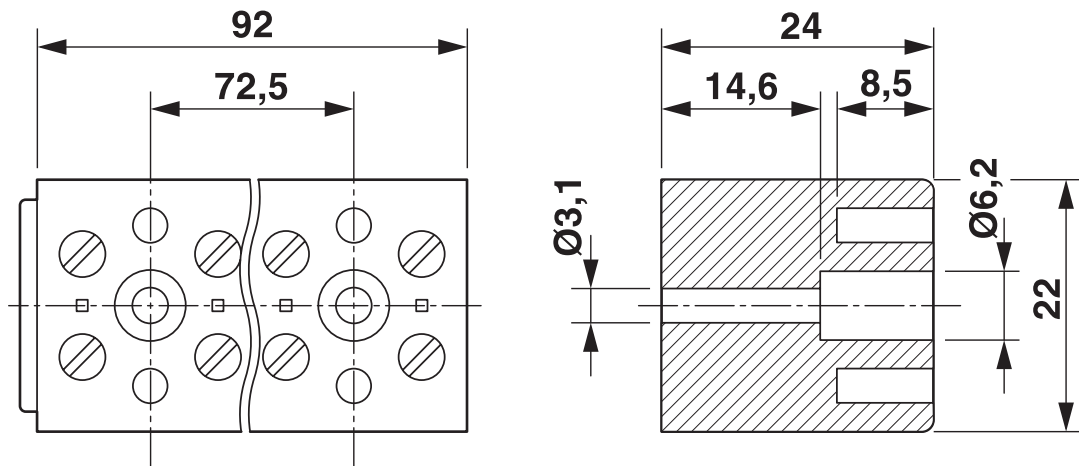
# G 5/12-EX - Device terminal block

2703208

<https://www.phoenixcontact.com/us/products/2703208>

## Drawings

Dimensional drawing



Circuit diagram



# G 5/12-EX - Device terminal block



2703208

<https://www.phoenixcontact.com/us/products/2703208>


## Approvals


To download certificates, visit the product detail page: <https://www.phoenixcontact.com/us/products/2703208>

 <b>CSA</b> Approval ID: 13631				
	Nominal voltage $U_N$	Nominal current $I_N$	Cross section AWG	Cross section $mm^2$
keine				
	300 V	30 A	26 - 10	-

 <b>cULus Recognized</b> Approval ID: E60425				
	Nominal voltage $U_N$	Nominal current $I_N$	Cross section AWG	Cross section $mm^2$
B				
	300 V	30 A	26 - 10	-

 <b>EAC Ex</b> Approval ID: KZ 7500525010101950				
---	--	--	--	--

 <b>IECEx</b> Approval ID: IECExPTB06.0043U				
	Nominal voltage $U_N$	Nominal current $I_N$	Cross section AWG	Cross section $mm^2$
keine				
	352 V	30 A	-	0.2 - 4
Multi-conductor connection	352 V	30 A	-	0.2 - 1.5

 <b>ATEX</b> Approval ID: PTB06ATEX1034U				
	Nominal voltage $U_N$	Nominal current $I_N$	Cross section AWG	Cross section $mm^2$
keine				
Multi-conductor connection	352 V	30 A	-	0.2 - 1.5
Type examination certificate	352 V	30 A	-	0.2 - 4

 <b>CCC</b> Approval ID: 2020322313000624				
---	--	--	--	--

 <b>cUL Recognized</b> Approval ID: E192998				
---	--	--	--	--


# G 5/12-EX - Device terminal block



2703208

<https://www.phoenixcontact.com/us/products/2703208>

	Nominal voltage $U_N$	Nominal current $I_N$	Cross section AWG	Cross section $\text{mm}^2$
keine				
	300 V	30 A	26 - 10	26 - 10

 <b>UL Recognized</b> Approval ID: E192998				
	Nominal voltage $U_N$	Nominal current $I_N$	Cross section AWG	Cross section $\text{mm}^2$
keine				
	300 V	30 A	26 - 10	-

# G 5/12-EX - Device terminal block



2703208

<https://www.phoenixcontact.com/us/products/2703208>

## Classifications

### ECLASS

ECLASS-13.0	27141106
ECLASS-15.0	27141106

### ETIM

ETIM 10.0	EC001284
-----------	----------

### UNSPSC

UNSPSC 21.0	39121400
-------------	----------

# G 5/12-EX - Device terminal block



2703208

<https://www.phoenixcontact.com/us/products/2703208>

## Environmental product compliance

### EU RoHS

Fulfills EU RoHS substance requirements	Yes
Exemption	6(c)

### China RoHS

Environment friendly use period (EFUP)	EFUP-50
	An article-related China RoHS declaration table can be found in the download area for the respective article under "Manufacturer declaration". For all articles with EFUP-E, no China RoHS declaration table issued and required.

### EU REACH SVHC

REACH candidate substance (CAS No.)	Lead(CAS: 7439-92-1)
SCIP	61be1eb8-85a5-4c09-97ba-d91427ecc9b0

### EF3.1 Climate Change

CO2e kg	0.307 kg CO2e
---------	---------------

Phoenix Contact 2026 © - all rights reserved  
<https://www.phoenixcontact.com>

Phoenix Contact USA  
586 Fulling Mill Road  
Middletown, PA 17057, United States  
(+717) 944-1300  
[info@phoenixcon.com](mailto:info@phoenixcon.com)