

AXL F BK ETH XC - Bus coupler



2701949

<https://www.phoenixcontact.com/us/products/2701949>

Please be informed that the data shown in this PDF document is generated from our online catalog. Please find the complete data in the user documentation. Our general terms of use for downloads are valid.



Axioline F, Bus coupler, Modbus/TCP (UDP), RJ45 jack, Extreme conditions version, transmission speed in the local bus: 100 Mbps, degree of protection: IP20, including bus base module and Axioline F connector

The figure shows the standard item

Product description

The bus coupler is intended for use within a Modbus/TCP (UDP) network. The bus coupler creates the link to the Axioline F I/O system and the industrial I/O signals connected to it. Up to 63 Axioline F devices can be connected to the bus coupler.

Your advantages

- 2 Ethernet ports (with integrated switch)
- Transmission speed of 10 Mbps and 100 Mbps
- Rotary coding switches for setting the IP address assignment and other functions
- Firmware can be updated
- Runtime in the bus coupler is negligible (almost 0 μ s) (for Modbus/UDP)
- Typical cycle time of the Axioline F local bus is around 10 μ s
- Web-based management
- Security in the network: Port disconnection possible via web-based management (firmware version 1.31 or later)
- Supports the operation of Axioline Smart Elements
- Supports passive Smart Elements (firmware version 1.30 or later)
- Supports IOL-CONF (firmware version 1.30 and later)
- Supports Diag+
- Can be used under extreme ambient conditions
- Extended temperature range of -40 °C ... +70 °C (see "Tested successfully: use under extreme ambient conditions" in the data sheet)
- Partially coated PCBs

Commercial data

Item number	2701949
Packing unit	1 pc
Minimum order quantity	1 pc
Sales key	DR02
Product key	DRI21B
GTIN	4046356901239
Weight per piece (including packing)	246.3 g
Weight per piece (excluding packing)	177 g

AXL F BK ETH XC - Bus coupler



2701949

<https://www.phoenixcontact.com/us/products/2701949>

Customs tariff number	85176200
Country of origin	DE

AXL F BK ETH XC - Bus coupler




2701949

<https://www.phoenixcontact.com/us/products/2701949>

Technical data

Dimensions

Dimensional drawing	
Width	45 mm
Height	126.1 mm
Depth	74 mm
Note on dimensions	The depth applies when a TH 35-7.5 DIN rail is used (in accordance with EN 60715).

Notes

Note on application	
Note on application	Only for industrial use

Interfaces

Supported protocols	Modbus/TCP (UDP)
	SNMP
	HTTP
	TFTP
	FTP
	BootP
	DHCP
	DCP

Modbus/TCP (UDP)

Number of interfaces	2
Connection method	RJ45 jack
Note on the connection method	Auto negotiation and autocrossing
Transmission speed	10/100 Mbps (Half or full duplex mode (automatic detection, can be adjusted manually))
Transmission physics	Ethernet in RJ45 twisted pair

Axioline F local bus

Number of interfaces	1
Connection method	Bus base module
Transmission speed	100 Mbps

Service

Number of interfaces	1
----------------------	---

AXL F BK ETH XC - Bus coupler



2701949

<https://www.phoenixcontact.com/us/products/2701949>

Connection method	USB type C (from HW 02)
	Micro USB type B (up to HW 01)

System properties

System limits

Number of supported devices	max. 63 (per station)
Number of local bus devices that can be connected	max. 63

Product properties

Product type	I/O component
Product family	Axioline F
Type	block modular
Mounting position	any (observe temperature derating)
Scope of supply	including bus base module and Axioline F connector
Special properties	Extreme conditions version

Insulation characteristics

Overvoltage category	II (IEC 60664-1, EN 60664-1)
Pollution degree	2 (IEC 60664-1, EN 60664-1)

Electrical properties

Maximum power dissipation for nominal condition	3.6 W
---	-------

Potentials: Communications power U_L feed-in (the supply of the Axioline F local bus U_{BUS} is generated from U_L)

Supply voltage	24 V DC
Supply voltage range	19.2 V DC ... 30 V DC (including all tolerances, including ripple)
Current draw	max. 583 mA (2 A at U_{BUS} , $U_L = 24$ V, up to HW 01)
	max. 670 mA (2.5 A at U_{BUS} , $U_L = 24$ V, HW 02 or later)
	max. 583 mA (2.0 A at U_{BUS} , $U_L = 24$ V, applications with UL approval, use in zone 2 potentially explosive area)
Protective circuit	Surge protection; electronic
	Reverse polarity protection; electronic

Potentials: Axioline F local bus supply (U_{BUS})

Supply voltage	5 V DC (via bus base module)
Power supply unit	max. 2 A (up to HW 01)
	max. 2.5 A (from HW 02)
	max. 2 A (Applications with UL approval, use in zone 2 potentially explosive area)

Electrical isolation/isolation of the voltage ranges

Test voltage: Ethernet interface 1 / Ethernet interface 2	1500 V AC, 50 Hz, 1 min
Test voltage: Ethernet interface 1 / 24 V communications voltage (U_L) feed-in	1500 V AC, 50 Hz, 1 min
Test voltage: Ethernet interface 2 / 24 V communications voltage (U_L) feed-in	1500 V AC, 50 Hz, 1 min
Test voltage: Ethernet interface 1 / functional ground	1500 V AC, 50 Hz, 1 min

AXL F BK ETH XC - Bus coupler



2701949

<https://www.phoenixcontact.com/us/products/2701949>

Test voltage: Ethernet interface 2 / functional ground	1500 V AC, 50 Hz, 1 min
Test voltage: 24 V communications voltage (U _L) feed-in / functional ground	500 V AC, 50 Hz, 1 min

Connection data

Connection technology

Connection name	Axioline F connector
Note on the connection method	Please observe the information provided on conductor cross-sections in the "Axioline F: system and installation" user manual.

Axioline F connector

Connection method	Push-in connection
Note on the connection method	Please observe the information provided on conductor cross-sections in the "Axioline F: system and installation" user manual.
Conductor cross-section, rigid	0.2 mm ² ... 1.5 mm ²
Conductor cross-section, flexible	0.2 mm ² ... 1.5 mm ²
Conductor cross-section AWG	24 ... 16
Stripping length	8 mm

Environmental and real-life conditions

Ambient conditions

Ambient temperature (operation)	-25 °C ... 60 °C (Standard, applications with UL approval, use in zone 2 potentially explosive area; mounting position: panel mounting on horizontal DIN rail) -25 °C ... 55 °C (Standard, applications with UL approval, use in zone 2 potentially explosive area; mounting position: any) -40 °C ... 70 °C (Extended, see section "Tested successfully: use under extreme ambient conditions" in the data sheet.)
Degree of protection	IP20
Air pressure (operation)	70 kPa ... 106 kPa (up to 3000 m above sea level)
Air pressure (storage/transport)	70 kPa ... 106 kPa (up to 3000 m above sea level)
Ambient temperature (storage/transport)	-40 °C ... 85 °C
Permissible humidity (operation)	5 % ... 95 % (non-condensing)
Permissible humidity (storage/transport)	5 % ... 95 % (non-condensing)

Test (noxious gas)

Test standard	ISA-71.04-2013 G3 Harsh Group A IEC 60068-2-60:2015 Method 4
Temperature	25 °C ±1 K
Humidity (relative)	75 % ±3 %
Test duration	21 Days
Volume concentration H ₂ S (Hydrogen sulfide)	50 ppb
Volume concentration NO ₂ (Nitrogen dioxide)	1250 ppb
Volume concentration Cl ₂ (Chlorine)	10 ppb
Volume concentration SO ₂ (Sulfur dioxide)	300 ppb

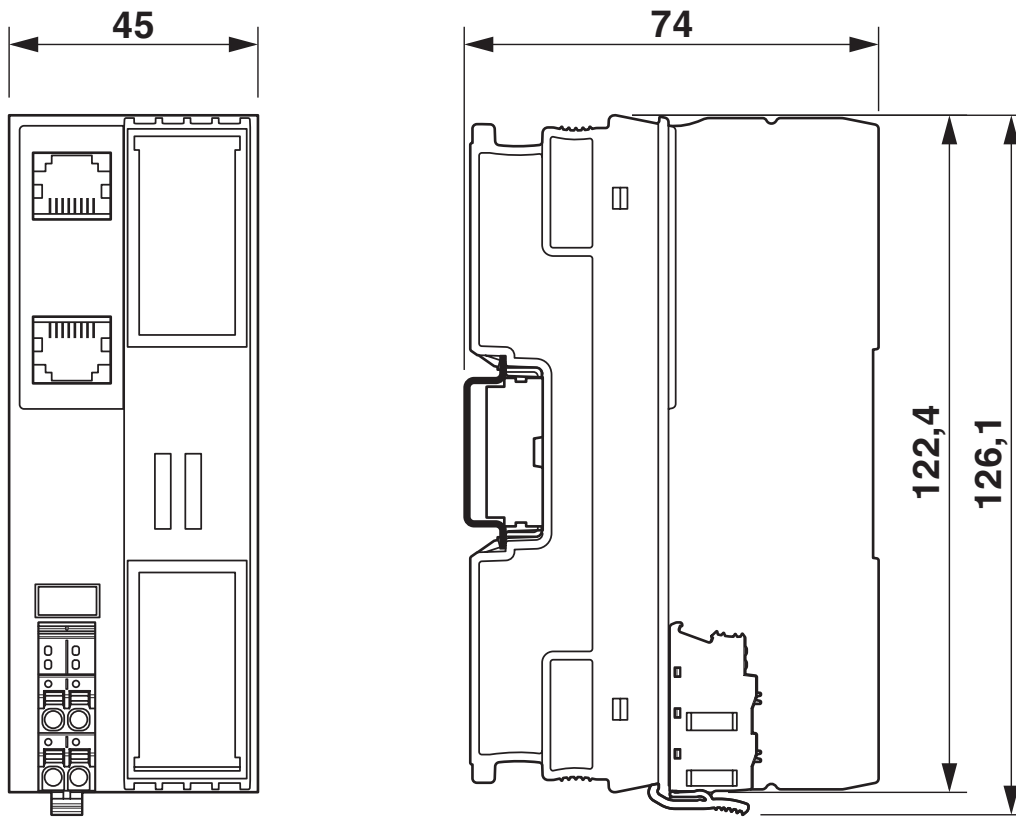
AXL F BK ETH XC - Bus coupler

2701949

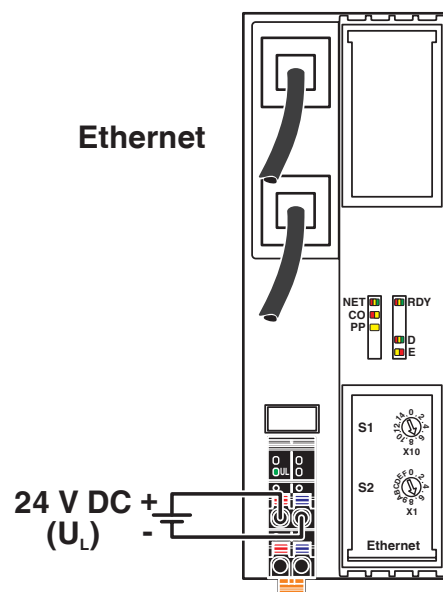
<https://www.phoenixcontact.com/us/products/2701949>

Drawings

Dimensional drawing



Connection diagram

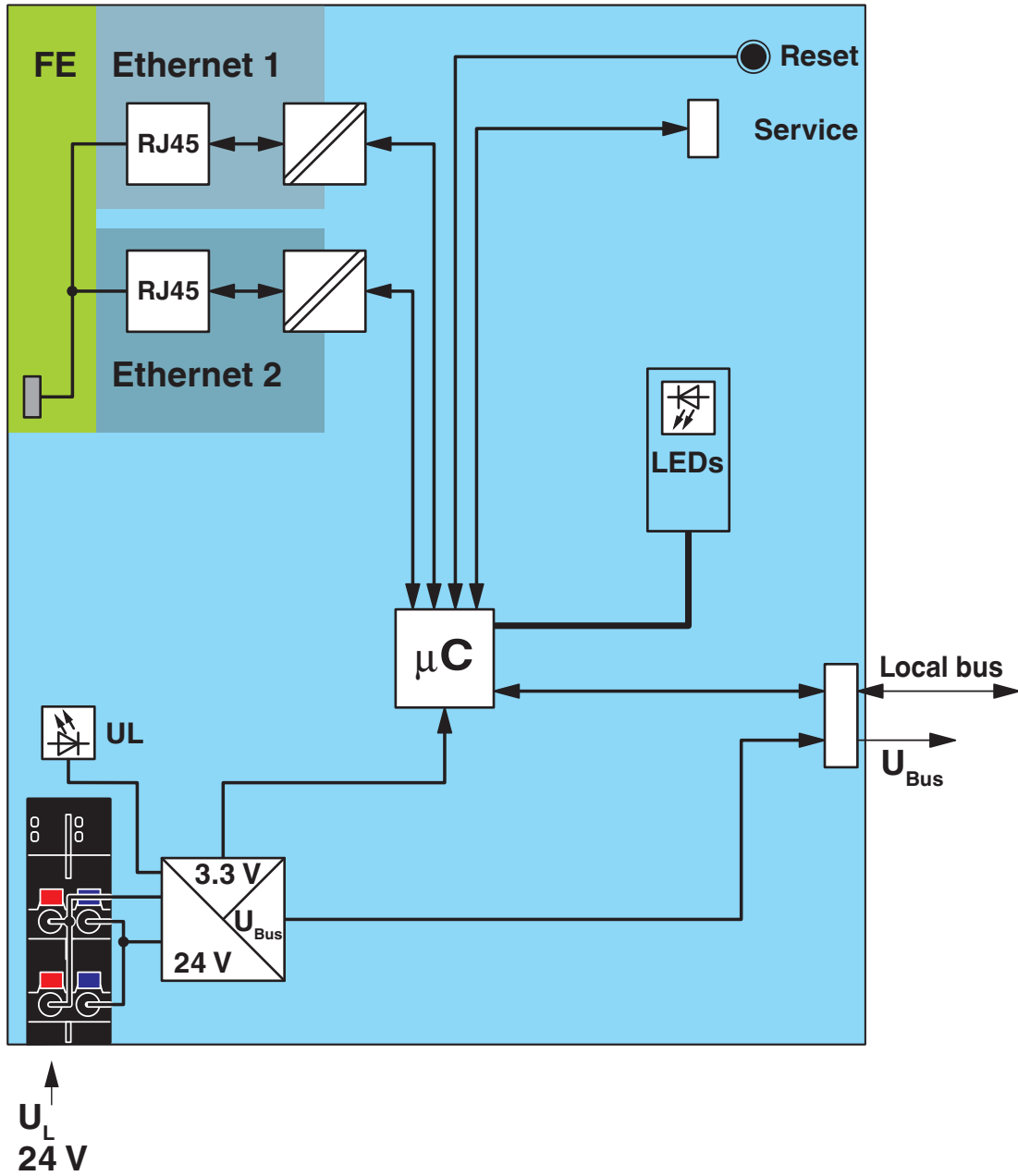


AXL F BK ETH XC - Bus coupler

2701949

<https://www.phoenixcontact.com/us/products/2701949>

Block diagram



Internal wiring of the terminal points

AXL F BK ETH XC - Bus coupler



2701949

<https://www.phoenixcontact.com/us/products/2701949>

Approvals

To download certificates, visit the product detail page: <https://www.phoenixcontact.com/us/products/2701949>



DNV GL

Approval ID: TAA00000DF



LR

Approval ID: LR2480202TA-02



PRS

Approval ID: TE/1020/880590/21

BSH

Approval ID: 840



RINA

Approval ID: ELE008423XG001

ABS

Approval ID: 23-2449604-PDA



cULus Listed

Approval ID: E238705



IECEx

Approval ID: IECEx ULD 20.0026X



ATEX

Approval ID: UL 20 ATEX 2441X



cULus Listed

Approval ID: E366272



CCC

Approval ID: 2021122309114456_CN

AXL F BK ETH XC - Bus coupler



2701949

<https://www.phoenixcontact.com/us/products/2701949>

Classifications

ECLASS

ECLASS-13.0	27242608
ECLASS-15.0	27242608

ETIM

ETIM 10.0	EC001604
-----------	----------

UNSPSC

UNSPSC 21.0	32151600
-------------	----------

AXL F BK ETH XC - Bus coupler



2701949

<https://www.phoenixcontact.com/us/products/2701949>

Environmental product compliance

EU RoHS

Fulfills EU RoHS substance requirements	Yes
Exemption	7(a), 7(c)-I

China RoHS

Environment friendly use period (EFUP)	EFUP-50
	An article-related China RoHS declaration table can be found in the download area for the respective article under "Manufacturer declaration". For all articles with EFUP-E, no China RoHS declaration table issued and required.

EU REACH SVHC

REACH candidate substance (CAS No.)	4,4'-isopropylidenediphenol(CAS: 80-05-7)
	Lead(CAS: 7439-92-1)

Phoenix Contact 2026 © - all rights reserved

<https://www.phoenixcontact.com>

Phoenix Contact USA
586 Fulling Mill Road
Middletown, PA 17057, United States
(+717) 944-1300
info@phoenixcon.com