

# AXL E ETH DI16 M12 6M - Distributed I/O device



2701538

<https://www.phoenixcontact.com/us/products/2701538>

Please be informed that the data shown in this PDF document is generated from our online catalog. Please find the complete data in the user documentation. Our general terms of use for downloads are valid.



Axioline E, Digital input device, Ethernet, M12 connector, Digital inputs: 16, 24 V DC, connection technology: 4-conductor, Metal housing, degree of protection: IP65/IP67

## Product description

The Axioline E device is designed for use within an Ethernet network (Modbus/TCP). It is used to acquire digital signals. The device is designed for use in systems manufacturing. The device is suitable for use without a control cabinet in harsh industrial ambient conditions. The Axioline E device can be used on tool platforms, directly on welding robots or in conveying technology, for example.

## Your advantages

- Connection to Ethernet network using M12 connectors (D-coded)
- Transmission speed of 10 Mbps and 100 Mbps
- Connection of digital sensors using M12connectors (A-coded)
- Diagnostic and status indicators
- Short-circuit and overload protection of the sensor supply
- IP65/IP67 degree of protection

## Commercial data

Item number	2701538
Packing unit	1 pc
Note	Made to order (non-returnable)
Sales key	DR04
Product key	DRI7PB
GTIN	4046356763868
Weight per piece (including packing)	718.8 g
Weight per piece (excluding packing)	715 g
Customs tariff number	85176200
Country of origin	DE

# AXL E ETH DI16 M12 6M - Distributed I/O device



2701538

<https://www.phoenixcontact.com/us/products/2701538>

## Technical data

### Dimensions

Dimensional drawing	
Width	60 mm
Height	185 mm
Depth	38 mm
Drill hole spacing	198.5 mm
Note on dimensions	The height is 194.5 mm including the mounting panel. With fixing clips pulled out, the height is 212 mm. The depth is 38 mm including the mounting panel (30.5 mm without the mounting panel).

### Material specifications

Housing material	Die-cast zinc
------------------	---------------

### Interfaces

#### Ethernet

Number of interfaces	2
No. of channels	2
Connection method	M12 connector
Note on the connection method	D-coded
Number of positions	4
Transmission speed	10/100 Mbps (with auto negotiation)

#### Modbus/TCP

Equipment type	Modbus slave (server)
System-specific protocols	Modbus protocols Modbus/TCP
Protocols supported	SNMP v1 HTTP TFTP FTP BootP DHCP
Specification	Modbus application protocol V1.1b

### Input data

#### Digital:

Input name	Digital inputs
------------	----------------

# AXL E ETH DI16 M12 6M - Distributed I/O device



2701538

<https://www.phoenixcontact.com/us/products/2701538>

Description of the input	IEC 61131-2 types 1 and 3
Number of inputs	16
Cable length	max. 30 m (to the sensor)
Connection method	M12 connector double occupancy
Connection technology	4-conductor
Input voltage range "0" signal	0 V ... 5 V DC
Input voltage range "1" signal	11 V DC ... 30 V DC
Nominal input voltage $U_{IN}$	24 V DC
Nominal input current at $U_{IN}$	typ. 3 mA
Sensor current per channel	typ. 75 mA (from $U_S$ )
Total sensor current	max. 1.2 A (per device)
Input filter time	< 1000 $\mu$ s
Protective circuit	Overload protection, short-circuit protection of sensor supply

## Product properties

Product type	I/O component
Product family	Axioline E
Type	Block design
Special properties	Metal housing

## Electrical properties

### Potentials

Voltage supply $U_S$	24 V DC
Power supply at $U_S$	max. 4 A
Current consumption from $U_S$	typ. 8 mA max. 1.2 A

### Supply: Module electronics and sensors

Designation	Supply of module electronics and sensors ( $U_S$ )
Connection method	M12 connector, T-coded
Number of positions	4
Supply voltage	24 V DC
Supply voltage range	18 V DC ... 31.2 V DC (including all tolerances, including ripple)
Current consumption	typ. 190 mA $\pm$ 15 % (at 24 V DC) max. 12 A

### Supply: Actuators

Designation	Supply of actuators ( $U_A$ ) for additional devices
Connection method	M12 connector, T-coded
Number of positions	4
Supply voltage	24 V DC
Supply voltage range	18 V DC ... 31.2 V DC (including all tolerances, including ripple)
Current consumption	typ. 3 mA $\pm$ 15 % (at 24 V DC) max. 12 A

# AXL E ETH DI16 M12 6M - Distributed I/O device



2701538

<https://www.phoenixcontact.com/us/products/2701538>

## Electrical isolation/isolation of the voltage ranges

Test voltage: 24 V supply (communications power and sensor supply, digital inputs)/bus connection (Ethernet 1)	500 V AC, 50 Hz, 1 min
Test voltage: 24 V supply (communications power and sensor supply, digital inputs)/bus connection (Ethernet 2)	500 V AC, 50 Hz, 1 min
Test voltage: 24 V supply (communications power and sensor supply, digital inputs)/FE	500 V AC, 50 Hz, 1 min
Test voltage: Bus connection (Ethernet 1)/FE	500 V AC, 50 Hz, 1 min
Test voltage: Bus connection (Ethernet 2)/FE	500 V AC, 50 Hz, 1 min
Test voltage: Bus connection (Ethernet 1)/bus connection (Ethernet 2)	500 V AC, 50 Hz, 1 min
Test voltage: 24 V supply (actuator supply)/24 V supply (communications power and sensor supply, digital inputs)	500 V AC, 50 Hz, 1 min
Test voltage: 24 V supply (actuator supply)/bus connection (Ethernet 1)	500 V AC, 50 Hz, 1 min
Test voltage: 24 V supply (actuator supply)/bus connection (Ethernet 2)	500 V AC, 50 Hz, 1 min
Test voltage: 24 V supply (actuator supply)/FE	500 V AC, 50 Hz, 1 min

## Connection data

Connection method	M12 connector
-------------------	---------------

## Environmental and real-life conditions

### Ambient conditions

Ambient temperature (operation)	-25 °C ... 60 °C
Degree of protection	IP65/IP67
Air pressure (operation)	70 kPa ... 106 kPa (up to 3000 m above sea level)
Air pressure (storage/transport)	70 kPa ... 106 kPa (up to 3000 m above sea level)
Ambient temperature (storage/transport)	-25 °C ... 85 °C
Permissible humidity (operation)	5 % ... 95 %
Permissible humidity (storage/transport)	5 % ... 95 %

### Mechanical test

Vibration resistance in accordance with EN 60068-2-6/IEC 60068-2-6	5g
Shock in accordance with EN 60068-2-27/IEC 60068-2-27	30g, 11 ms period, half-sine shock pulse
Continuous shock in accordance with EN 60068-2-27/IEC 60068-2-27	10g

## Standards and regulations

Protection class	III (IEC 61140, EN 61140, VDE 0140-1)
------------------	---------------------------------------

## Mounting

Mounting type	Panel mounting or DIN rail mounting; both with mounting panel.
---------------	--

# AXL E ETH DI16 M12 6M - Distributed I/O device

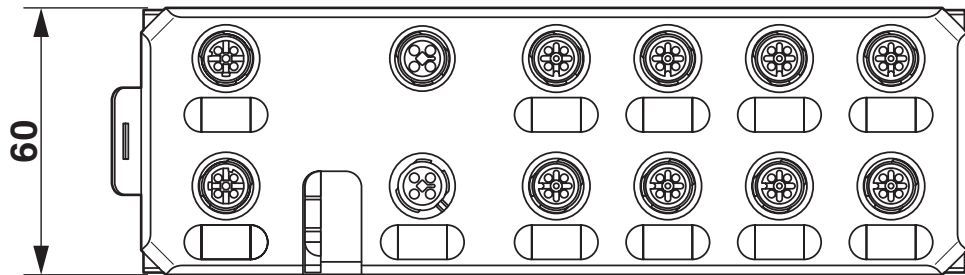
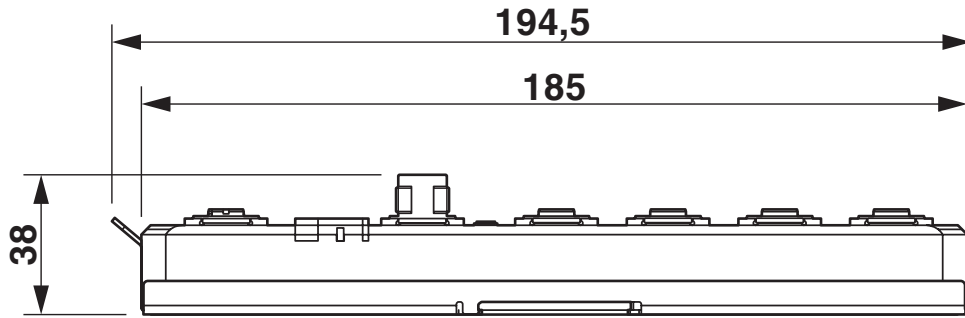


2701538

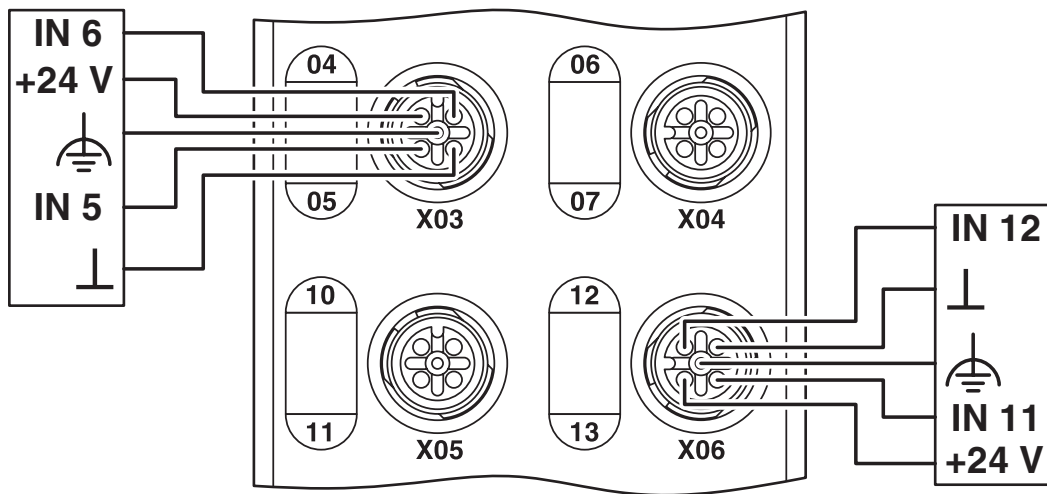
<https://www.phoenixcontact.com/us/products/2701538>

## Drawings

Dimensional drawing



Connection diagram



# AXL E ETH DI16 M12 6M - Distributed I/O device



2701538

<https://www.phoenixcontact.com/us/products/2701538>

## Classifications

### UNSPSC

UNSPSC 21.0	32151600
-------------	----------

2701538

<https://www.phoenixcontact.com/us/products/2701538>

## Environmental product compliance

### EU RoHS

Fulfills EU RoHS substance requirements	Yes
Exemption	6(c)

### China RoHS

Environment friendly use period (EFUP)	EFUP-25
	An article-related China RoHS declaration table can be found in the download area for the respective article under "Manufacturer declaration". For all articles with EFUP-E, no China RoHS declaration table issued and required.

### EU REACH SVHC

REACH candidate substance (CAS No.)	Lead(CAS: 7439-92-1)
-------------------------------------	----------------------

Phoenix Contact 2026 © - all rights reserved  
<https://www.phoenixcontact.com>

Phoenix Contact USA  
586 Fulling Mill Road  
Middletown, PA 17057, United States  
(+717) 944-1300  
[info@phoenixcon.com](mailto:info@phoenixcon.com)