

# AXL E EIP DI8 DO8 M12 6P - Digital module



2701492

<https://www.phoenixcontact.com/us/products/2701492>

Please be informed that the data shown in this PDF document is generated from our online catalog. Please find the complete data in the user documentation. Our general terms of use for downloads are valid.



Axioline E, Digital I/O device, EtherNet/IP™, M12 connector, Digital inputs: 8, 24 V DC, connection technology: 4-conductor, Digital outputs: 8, 24 V DC, connection technology: 3-conductor, Plastic housing, degree of protection: IP65/IP67

## Product description

The Axioline E device is designed for use within an EtherNet/IP™ network. It is used to acquire and output digital signals.

## Your advantages

- Connection to EtherNet/IP™ network using M12 connectors (D-coded)
- Transmission speed of 10 Mbps and 100 Mbps
- Connection of digital sensors and actuators using M12connectors (A-coded)
- Diagnostic and status indicators
- Short-circuit and overload protection of the sensor supply
- IP65/IP67 degree of protection

## Commercial data

|                                      |               |
|--------------------------------------|---------------|
| Item number                          | 2701492       |
| Packing unit                         | 1 pc          |
| Minimum order quantity               | 1 pc          |
| Sales key                            | DR04          |
| Product key                          | DRI7DD        |
| GTIN                                 | 4046356762861 |
| Weight per piece (including packing) | 557.1 g       |
| Weight per piece (excluding packing) | 547 g         |
| Customs tariff number                | 85176200      |
| Country of origin                    | DE            |

# AXL E EIP DI8 DO8 M12 6P - Digital module

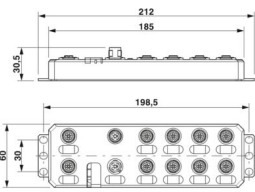


2701492

<https://www.phoenixcontact.com/us/products/2701492>

## Technical data

### Dimensions

|                     |  |
|---------------------|--|
| Dimensional drawing |  |
| Width               | 60 mm  |
| Height              | 185 mm   |
| Depth               | 30.5 mm  |
| Drill hole spacing  | 198.5 mm   |
| Note on dimensions  | The height is 212 mm including fixing clips.                                       |

### Notes

#### Note on application

|                     |                         |
|---------------------|-------------------------|
| Note on application | Only for industrial use |
|---------------------|-------------------------|

### Material specifications

|                  |                            |
|------------------|----------------------------|
| Color (Housing)  | anthracite gray (RAL 7016) |
| Housing material | Pocan®                     |

### Interfaces

#### EtherNet/IP™

|                               |                                     |
|-------------------------------|-------------------------------------|
| Number of interfaces          | 2                                   |
| Connection method             | M12 connector                       |
| Note on the connection method | D-coded                             |
| Number of positions           | 4                                   |
| Transmission speed            | 10/100 Mbps (with auto negotiation) |

#### EtherNet/IP™

|                           |                                |
|---------------------------|--------------------------------|
| Equipment type            | EtherNet/IP™ device            |
| System-specific protocols | EtherNet/IP™ protocols ACD     |
|                           | EtherNet/IP™ protocols DLR     |
|                           | EtherNet/IP™ protocols IGMP v2 |
| Protocols supported       | SNMP v1                        |
|                           | HTTP                           |
|                           | TFTP                           |
|                           | FTP                            |
|                           | BootP                          |
|                           | DHCP                           |

# AXL E EIP DI8 DO8 M12 6P - Digital module



2701492

<https://www.phoenixcontact.com/us/products/2701492>

|               |  |
|---------------|--|
| Specification | CIP Edition 3.11<br>EIP adaptation of CIP 1.12 |
|---------------|--|

## Input data

Digital:

|                                   |  |
|-----------------------------------|--|
| Input name                        | Digital inputs   |
| Description of the input          | IEC 61131-2 types 1 and 3                                      |
| Number of inputs                  | 8  |
| Cable length                      | max. 30 m (to the sensor)                                      |
| Connection method                 | M12 connector double occupancy                                 |
| Connection technology             | 4-conductor  |
| Input voltage range "0" signal    | 0 V DC ... 5 V DC  |
| Input voltage range "1" signal    | 11 V DC ... 30 V DC  |
| Nominal input voltage $U_{IN}$    | 24 V DC  |
| Nominal input current at $U_{IN}$ | typ. 3 mA  |
| Sensor current per channel        | typ. 75 mA (from $U_G$ )                                       |
| Total sensor current              | max. 0.6 A (per device)  |
| Input filter time                 | < 1000 $\mu$ s   |
| Protective circuit                | Overload protection, short-circuit protection of sensor supply |

## Output data

Digital:

|   |  |
|---|--|
| Output name   | Digital outputs  |
| Connection method   | M12 connector double occupancy   |
| Connection technology                                     | 3-conductor  |
| Number of outputs   | 8  |
| Protective circuit  | Overload protection, short-circuit protection of outputs; yes                                      |
| Output voltage  | 24 V DC  |
| Limitation of the voltage induced on circuit interruption | -28 V ... -17 V  |
| Maximum output current per channel                        | 500 mA   |
| Nominal output voltage                                    | 24 V DC (from voltage $U_A$ )  |
| Output voltage range                                      | 18 V DC ... 31.2 V DC  |
| Output voltage when switched off                          | max. 1 V   |
| Output current when switched off                          | max. 20 $\mu$ A  |
| Nominal load, inductive                                   | 12 VA (1.2 H, 48 $\Omega$ , with nominal voltage)  |
| Nominal load, ohmic                                       | 12 W (48 $\Omega$ , with nominal voltage)  |
| Switching frequency                                       | max. 5500 per second (with at least 50 mA load current)<br>max. 1 per second (with inductive load) |
| Reverse voltage resistance to short pulses                | Reverse voltage proof  |
| Behavior with overload                                    | Auto restart   |
| Signal delay  | max. 150 $\mu$ s (when switched on)<br>max. 200 $\mu$ s (when switched off)                        |
| Overcurrent shut-down                                     | min. 0.7 A   |

# AXL E EIP DI8 DO8 M12 6P - Digital module



2701492

<https://www.phoenixcontact.com/us/products/2701492>

## Product properties

|                    |                 |
|--------------------|-----------------|
| Product type       | I/O component   |
| Product family     | Axioline E      |
| Type               | Stand-alone     |
| Special properties | Plastic housing |

## Electrical properties

### Supply: Module electronics and sensors

|                      |  |
|----------------------|--|
| Designation          | Supply of module electronics and sensors (U <sub>S</sub> )         |
| Connection method    | M12 connector, T-coded   |
| Number of positions  | 4  |
| Supply voltage       | 24 V DC  |
| Supply voltage range | 18 V DC ... 31.2 V DC (including all tolerances, including ripple) |
| Current consumption  | typ. 190 mA ±15 % (at 24 V DC)<br>max. 12 A                        |

### Supply: Actuators

|                      |  |
|----------------------|--|
| Designation          | Supply of actuators (U <sub>A</sub> )                              |
| Connection method    | M12 connector, T-coded   |
| Number of positions  | 4  |
| Supply voltage       | 24 V DC  |
| Supply voltage range | 18 V DC ... 31.2 V DC (including all tolerances, including ripple) |
| Current consumption  | typ. 30 mA ±15 % (at 24 V DC)<br>max. 12 A                         |

### Electrical isolation/isolation of the voltage ranges

|   |                        |
|---|------------------------|
| Test voltage: 24 V supply (communications power and sensor supply, digital inputs)/bus connection (Ethernet 1)                    | 500 V AC, 50 Hz, 1 min |
| Test voltage: 24 V supply (communications power and sensor supply, digital inputs)/bus connection (Ethernet 2)                    | 500 V AC, 50 Hz, 1 min |
| Test voltage: 24 V supply (communications power and sensor supply, digital inputs)/FE   | 500 V AC, 50 Hz, 1 min |
| Test voltage: Bus connection (Ethernet 1)/FE  | 500 V AC, 50 Hz, 1 min |
| Test voltage: Bus connection (Ethernet 2)/FE  | 500 V AC, 50 Hz, 1 min |
| Test voltage: Bus connection (Ethernet 1)/bus connection (Ethernet 2)   | 500 V AC, 50 Hz, 1 min |
| Test voltage: 24 V supply (actuator supply, digital outputs)/24 V supply (communications power and sensor supply, digital inputs) | 500 V AC, 50 Hz, 1 min |
| Test voltage: 24 V supply (actuator supply, digital outputs)/bus connection (Ethernet 1)  | 500 V AC, 50 Hz, 1 min |
| Test voltage: 24 V supply (actuator supply, digital outputs)/bus connection (Ethernet 2)  | 500 V AC, 50 Hz, 1 min |
| Test voltage: 24 V supply (actuator supply, digital outputs)/FE   | 500 V AC, 50 Hz, 1 min |

## Connection data

|                   |               |
|-------------------|---------------|
| Connection method | M12 connector |
|-------------------|---------------|

## Environmental and real-life conditions

### Ambient conditions

|  |   |
|--|---|
| Ambient temperature (operation)          | -25 °C ... 60 °C                                  |
| Degree of protection                     | IP65/IP67   |
| Air pressure (operation)                 | 70 kPa ... 106 kPa (up to 3000 m above sea level) |
| Air pressure (storage/transport)         | 70 kPa ... 106 kPa (up to 3000 m above sea level) |
| Ambient temperature (storage/transport)  | -25 °C ... 85 °C                                  |
| Permissible humidity (operation)         | 5 % ... 95 %                                      |
| Permissible humidity (storage/transport) | 5 % ... 95 %                                      |

### Mechanical test

|  |  |
|--|--|
| Vibration resistance in accordance with EN 60068-2-6/IEC 60068-2-6 | 5g                                       |
| Shock in accordance with EN 60068-2-27/IEC 60068-2-27              | 30g, 11 ms period, half-sine shock pulse |
| Continuous shock in accordance with EN 60068-2-27/IEC 60068-2-27   | 10g                                      |

## Standards and regulations

|                  |                                       |
|------------------|---------------------------------------|
| Protection class | III (IEC 61140, EN 61140, VDE 0140-1) |
|------------------|---------------------------------------|

## Mounting

|               |                |
|---------------|----------------|
| Mounting type | Screw mounting |
|---------------|----------------|

# AXL E EIP DI8 DO8 M12 6P - Digital module

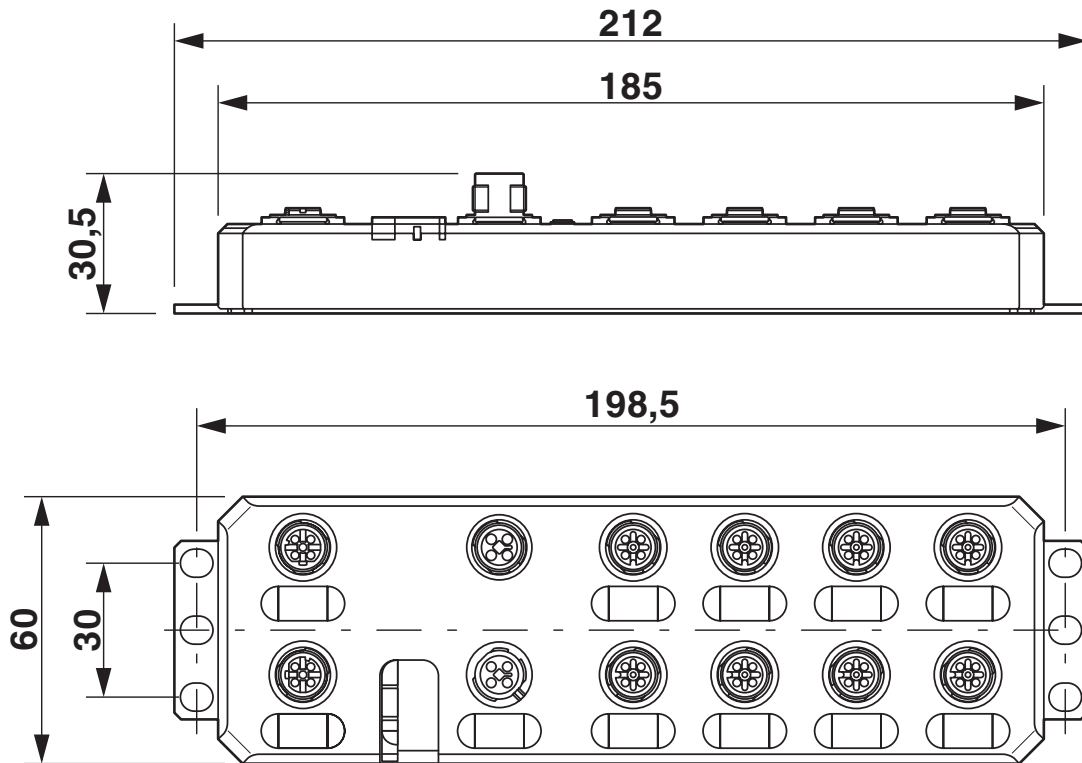


2701492

<https://www.phoenixcontact.com/us/products/2701492>

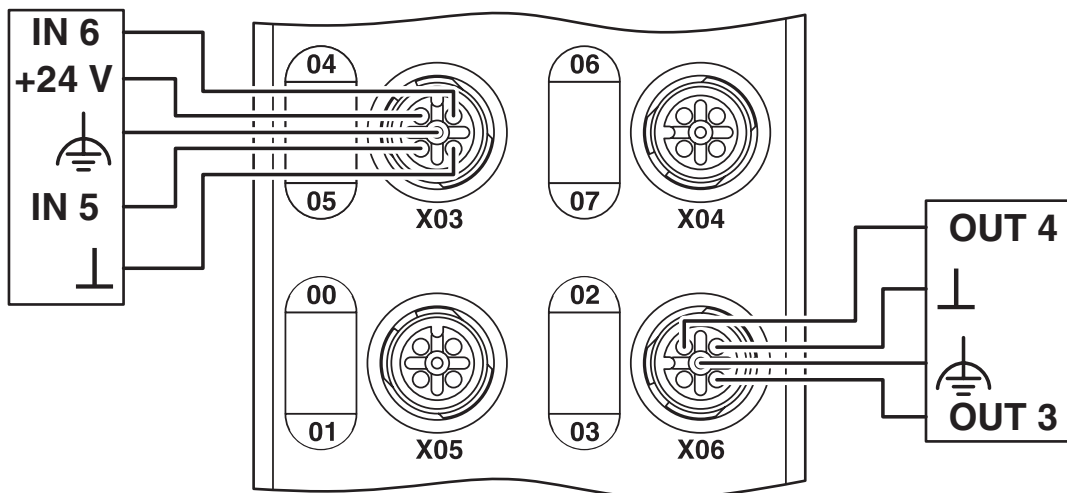
## Drawings

Dimensional drawing



Dimensions (in mm)

Connection diagram



# AXL E EIP DI8 DO8 M12 6P - Digital module



2701492

<https://www.phoenixcontact.com/us/products/2701492>

## Approvals

To download certificates, visit the product detail page: <https://www.phoenixcontact.com/us/products/2701492>

### EtherNet/IP CONFORMANCE TESTED TM

Approval ID: 11145



### cULus Listed

Approval ID: E140324



### cULus Listed

Approval ID: E199827

# AXL E EIP DI8 DO8 M12 6P - Digital module



2701492

<https://www.phoenixcontact.com/us/products/2701492>

## Classifications

### ECLASS

|             |          |
|-------------|----------|
| ECLASS-13.0 | 27242604 |
| ECLASS-15.0 | 27242604 |

### ETIM

|           |          |
|-----------|----------|
| ETIM 10.0 | EC001599 |
|-----------|----------|

### UNSPSC

|             |          |
|-------------|----------|
| UNSPSC 21.0 | 32151600 |
|-------------|----------|

2701492

<https://www.phoenixcontact.com/us/products/2701492>

## Environmental product compliance

### EU RoHS

|   |      |
|---|------|
| Fulfills EU RoHS substance requirements | Yes  |
| Exemption                               | 6(c) |

### China RoHS

|  |   |
|--|---|
| Environment friendly use period (EFUP) | EFUP-25   |
|  | An article-related China RoHS declaration table can be found in the download area for the respective article under "Manufacturer declaration". For all articles with EFUP-E, no China RoHS declaration table issued and required. |

### EU REACH SVHC

|                                     |                                      |
|-------------------------------------|--------------------------------------|
| REACH candidate substance (CAS No.) | Lead(CAS: 7439-92-1)                 |
| SCIP                                | dd1a7681-c23b-4810-933b-1e4b1cdb396a |

Phoenix Contact 2026 © - all rights reserved

<https://www.phoenixcontact.com>

Phoenix Contact USA  
 586 Fulling Mill Road  
 Middletown, PA 17057, United States  
 (+717) 944-1300  
[info@phoenixcon.com](mailto:info@phoenixcon.com)