

AXL F RTD8 XC 1F - Temperature module

2701235

<https://www.phoenixcontact.com/us/products/2701235>

Please be informed that the data shown in this PDF document is generated from our online catalog. Please find the complete data in the user documentation. Our general terms of use for downloads are valid.



The figure shows the standard item

Axioline F, Temperature recording module, Analog inputs: 8 (for resistance temperature detectors), connection technology: 2-, 3-, 4-conductor (shielded), transmission speed in the local bus: 100 Mbps, Extreme conditions version, degree of protection: IP20, including bus base module and Axioline F connectors

Product description

The module is designed for use within an Axioline F station. It is used to acquire signals from resistive temperature sensors. The module supports all common platinum and nickel sensors in accordance with DIN EN 60751 and SAMA. Cu10, Cu50, Cu53 sensors as well as various KTY8x sensor types are also supported.

Your advantages

- 8 analog input channels for the connection of resistance temperature detectors (RTD)
- 500 Ω and 5 k Ω linear inputs
- Connection of sensors in 2-, 3-, and 4-conductor technology
- Integrated, digital sensor linearization
- Standardized measured value representation directly in $^{\circ}\text{C}$, $^{\circ}\text{F}$ or Ω
- Measured value display in 16-bit format or floating point format
- Programmable filters
- Short-circuit protected inputs
- Temperature stability
- Very high level of noise immunity
- Low noise emission
- Installation monitoring by means of "Channel scout" function
- Can be used under extreme ambient conditions
- Extended temperature range of $-40\text{ }^{\circ}\text{C}$... $+70\text{ }^{\circ}\text{C}$ (see "Tested successfully: use under extreme ambient conditions" in the data sheet)
- Partially coated PCBs
- Device rating plate stored

Commercial data

Item number	2701235
Packing unit	1 pc
Minimum order quantity	1 pc
Sales key	DR02
Product key	DRI243
GTIN	4046356730471

AXL F RTD8 XC 1F - Temperature module



2701235

<https://www.phoenixcontact.com/us/products/2701235>

Weight per piece (including packing)	245.3 g
Weight per piece (excluding packing)	216.51 g
Customs tariff number	85389091
Country of origin	DE

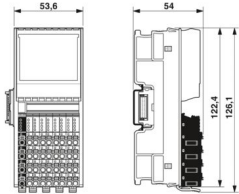
AXL F RTD8 XC 1F - Temperature module

2701235

<https://www.phoenixcontact.com/us/products/2701235>

Technical data

Dimensions

Dimensional drawing	
Width	53.6 mm
Height	126.1 mm
Depth	54 mm
Note on dimensions	The depth applies when a TH 35-7.5 DIN rail is used (in accordance with EN 60715).

Notes

Note on application

Note on application	Only for industrial use
---------------------	-------------------------

Material specifications

Color (Housing)	gray (RAL 7042)
-----------------	-----------------

Interfaces

Axioline F local bus

Number of interfaces	2
Connection method	Bus base module
Transmission speed	100 Mbps

System properties

Programming data (LocalbusSlave)

Input address area	16 Byte
Output address area	0 Byte

Fieldbus data telegram (PROFIBUS)

Required parameter data	20 Byte
Required configuration data	6 Byte

Input data

Analog:

Input name	Analog inputs
Description of the input	Inputs for resistive temperature sensors
Number of inputs	8 (for resistance temperature detectors)

AXL F RTD8 XC 1F - Temperature module



2701235

<https://www.phoenixcontact.com/us/products/2701235>

Connection method	Push-in connection
Connection technology	2-, 3-, 4-conductor (shielded)
A/D converter resolution	24 bit
Sensor types (RTD) that can be used	Pt, Ni, KTY, Cu sensors
Tolerance, relative	see tables for tolerance values
Tolerance, absolute	typ. ± 0.1 K (Pt 100 with 3-wire connection) see tables for tolerance values
Data formats	IB IL, S7-compatible
Measured value representation	16 bits (15 bits + sign bit)
Input filter time	40 ms 60 ms 100 ms 120 ms (adjustable)
Nominal value of the current sources	1 mA (Pt 100, Ni 100, R_{Lin} 500 Ω ; pulse current, the specification is valid during the sampling phase) 210 μ A (Pt 1000, Ni 1000, R_{Lin} 5000 Ω ; pulse current, the specification is valid during the sampling phase)
Differential non-linearity	typ. 1 ppm / ± 0.0001 % (in all ranges)
Integral non-linearity	typ. 30 ppm / ± 0.003 % (Pt 100) typ. 20 ppm / ± 0.002 % (R_{Lin} 500 Ω) typ. 200 ppm / ± 0.02 % (R_{Lin} 5000 Ω)
Linear resistance measuring range	0 Ω ... 500 Ω 0 k Ω ... 5 k Ω
Protective circuit	Short-circuit protection, overload protection of the inputs Transient protection of inputs Transient protection of sensor supplies

Product properties

Product type	I/O component
Product family	Axioline F
Type	block modular
Mounting position	any (no temperature derating)
Scope of supply	including bus base module and Axioline F connectors
Special properties	Extreme conditions version

Insulation characteristics

Overvoltage category	II (IEC 60664-1, EN 60664-1)
Pollution degree	2 (IEC 60664-1, EN 60664-1)

Electrical properties

Maximum power dissipation for nominal condition	1.5 W
---	-------

Potentials: Axioline F local bus supply (U_{Bus})

Supply voltage	5 V DC (via bus base module)
Current draw	max. 180 mA (up to HW 01) max. 85 mA (from HW 02)

AXL F RTD8 XC 1F - Temperature module



2701235

<https://www.phoenixcontact.com/us/products/2701235>

	typ. 115 mA (up to HW 01)
	typ. 60 mA (from HW 02)

Potentials: Supply for analog modules (U_A)

Supply voltage	24 V DC
Supply voltage range	19.2 V DC ... 30 V DC (including all tolerances, including ripple)
Current draw	max. 25 mA
	typ. 15 mA (up to HW 01)
	typ. 12 mA (from HW 02)
Protective circuit	Surge protection; electronic (35 V, 0.5 s)
	Reverse polarity protection; Polarity protection diode
	Transient protection; Suppressor diode

Electrical isolation/isolation of the voltage ranges

Test voltage: 5 V supply of the local bus (U_{BUS}) / 24 V supply (I/Os)	500 V AC, 50 Hz, 1 min
Test voltage: 5 V supply of the local bus (U_{BUS}) / analog inputs	500 V AC, 50 Hz, 1 min
Test voltage: 5 V supply of the local bus (U_{BUS}) / functional ground	500 V AC, 50 Hz, 1 min
Test voltage: 24 V supply (I/O) / analog inputs	500 V AC, 50 Hz, 1 min
Test voltage: 24 V supply (I/O) / functional ground	500 V AC, 50 Hz, 1 min
Test voltage: Analog inputs / functional ground	500 V AC, 50 Hz, 1 min

Connection data

Connection technology

Connection name	Axiline F connector
Note on the connection method	Please observe the information provided on conductor cross-sections in the "Axiline F: system and installation" user manual.

Axiline F connector

Connection method	Push-in connection
Note on the connection method	Please observe the information provided on conductor cross-sections in the "Axiline F: system and installation" user manual.
Conductor cross-section, rigid	0.2 mm ² ... 1.5 mm ²
Conductor cross-section, flexible	0.2 mm ² ... 1.5 mm ²
Conductor cross-section AWG	24 ... 16
Stripping length	8 mm

Environmental and real-life conditions

Ambient conditions

Ambient temperature (operation)	-25 °C ... 60 °C (Standard)
	-40 °C ... 70 °C (Extended, see section "Tested successfully: use under extreme ambient conditions" in the data sheet.)
Degree of protection	IP20
Air pressure (operation)	70 kPa ... 106 kPa (up to 3000 m above sea level)
Air pressure (storage/transport)	70 kPa ... 106 kPa (up to 3000 m above sea level)

AXL F RTD8 XC 1F - Temperature module



2701235

<https://www.phoenixcontact.com/us/products/2701235>

Ambient temperature (storage/transport)	-40 °C ... 85 °C
Permissible humidity (operation)	5 % ... 95 % (non-condensing)
Permissible humidity (storage/transport)	5 % ... 95 % (non-condensing)

Mechanical test

Vibration resistance in accordance with EN 60068-2-6/IEC 60068-2-6	5g
Shock in accordance with EN 60068-2-27/IEC 60068-2-27	30g
Continuous shock in accordance with EN 60068-2-27/IEC 60068-2-27	10g

Test (noxious gas)

Test standard	ISA-71.04-2013 G3 Harsh Group A IEC 60068-2-60:2015 Method 4
Temperature	25 °C ±1 K
Humidity (relative)	75 % ±3 %
Test duration	21 Days
Volume concentration H ₂ S (Hydrogen sulfide)	50 ppb
Volume concentration NO ₂ (Nitrogen dioxide)	1250 ppb
Volume concentration Cl ₂ (Chlorine)	10 ppb
Volume concentration SO ₂ (Sulfur dioxide)	300 ppb

Standards and regulations

Protection class	III (IEC 61140, EN 61140, VDE 0140-1)
------------------	---------------------------------------

Mounting

Mounting type	DIN rail mounting
Mounting position	any (no temperature derating)

AXL F RTD8 XC 1F - Temperature module

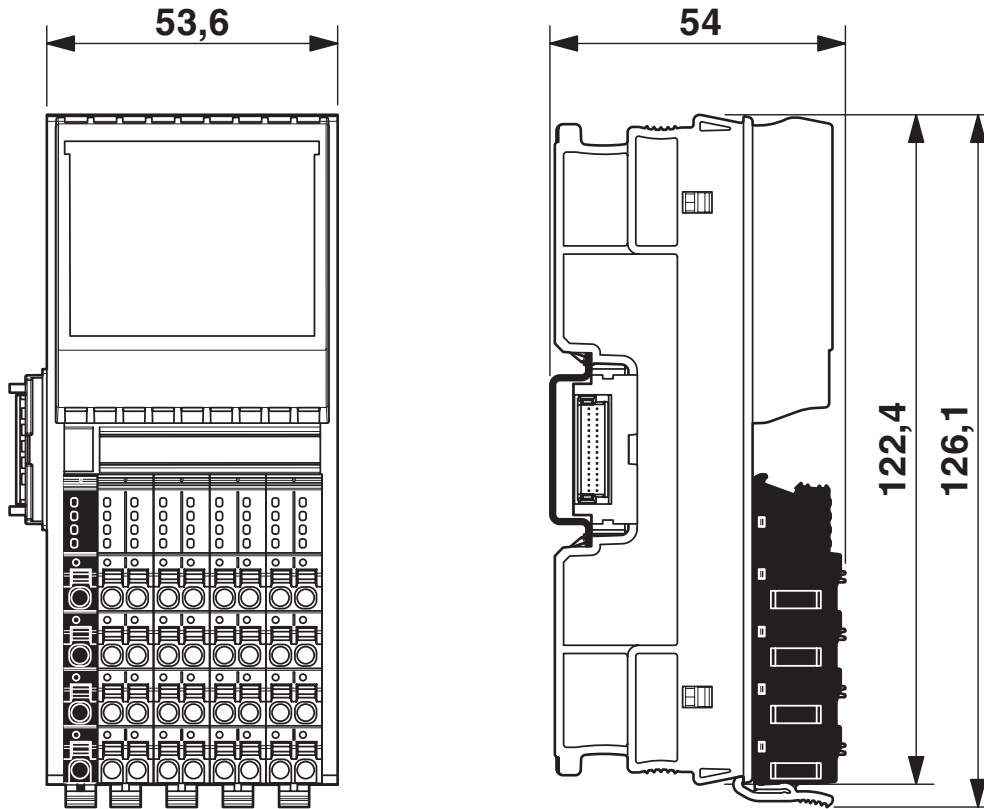


2701235

<https://www.phoenixcontact.com/us/products/2701235>

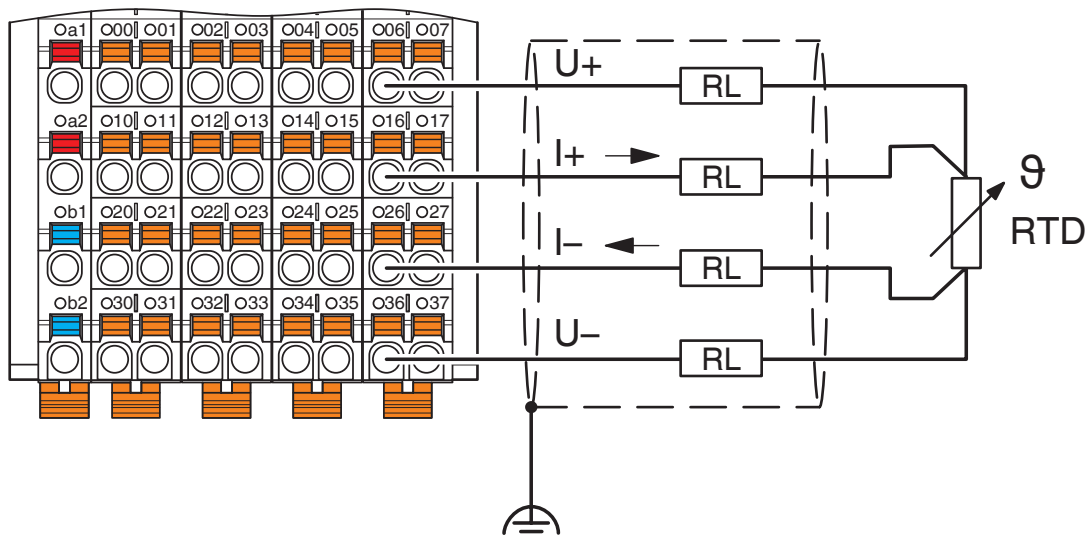
Drawings

Dimensional drawing



Dimensional drawing

Connection diagram



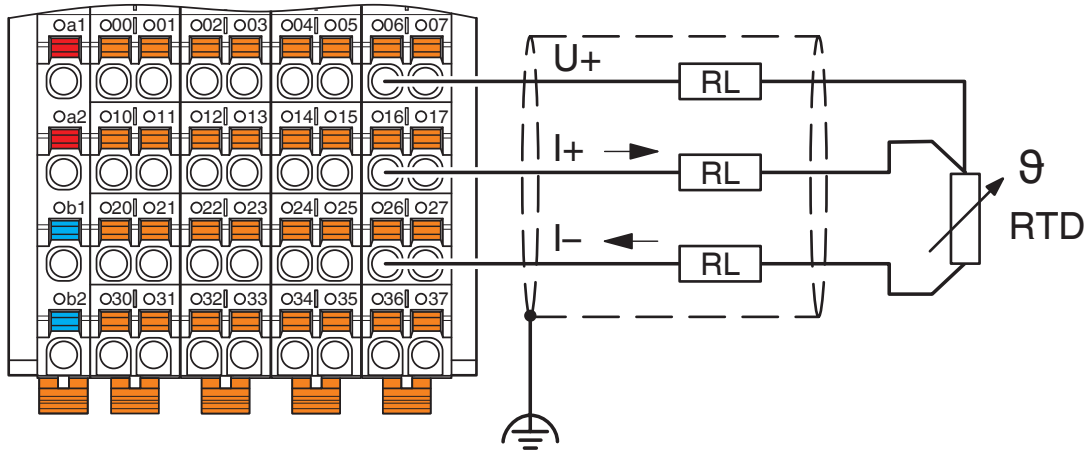
Connection example: 4-conductor connection

AXL F RTD8 XC 1F - Temperature module

2701235

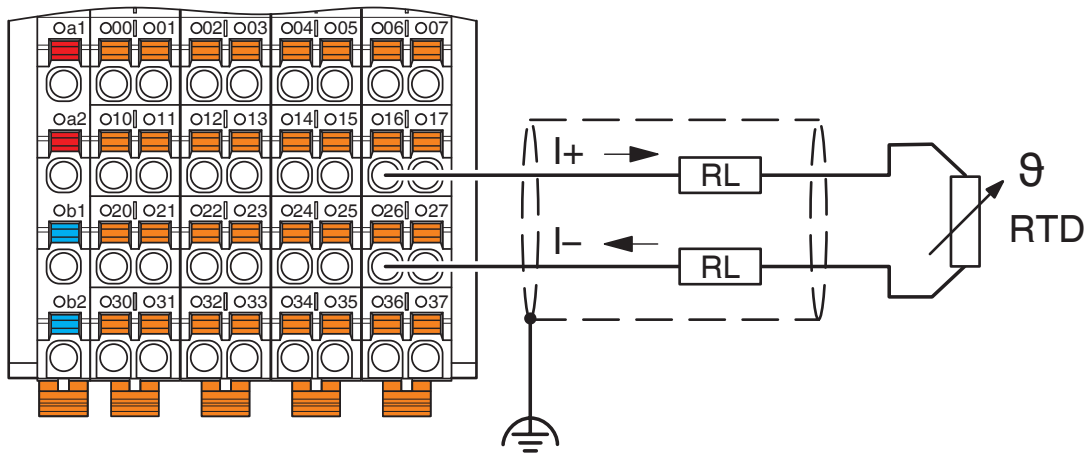
<https://www.phoenixcontact.com/us/products/2701235>

Connection diagram



Connection example: 3-conductor connection

Connection diagram



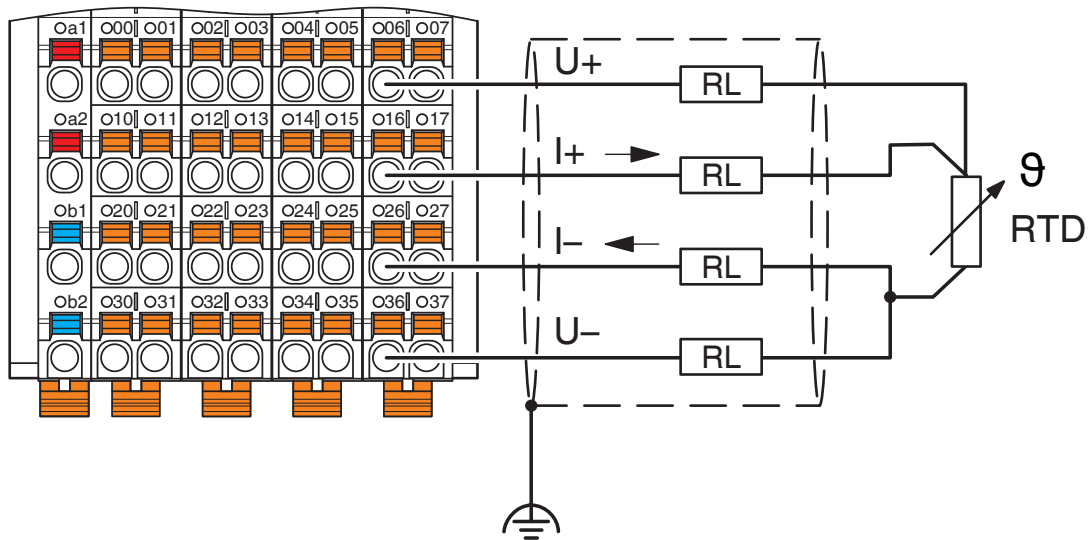
Connection example: 2-conductor connection

AXL F RTD8 XC 1F - Temperature module

2701235

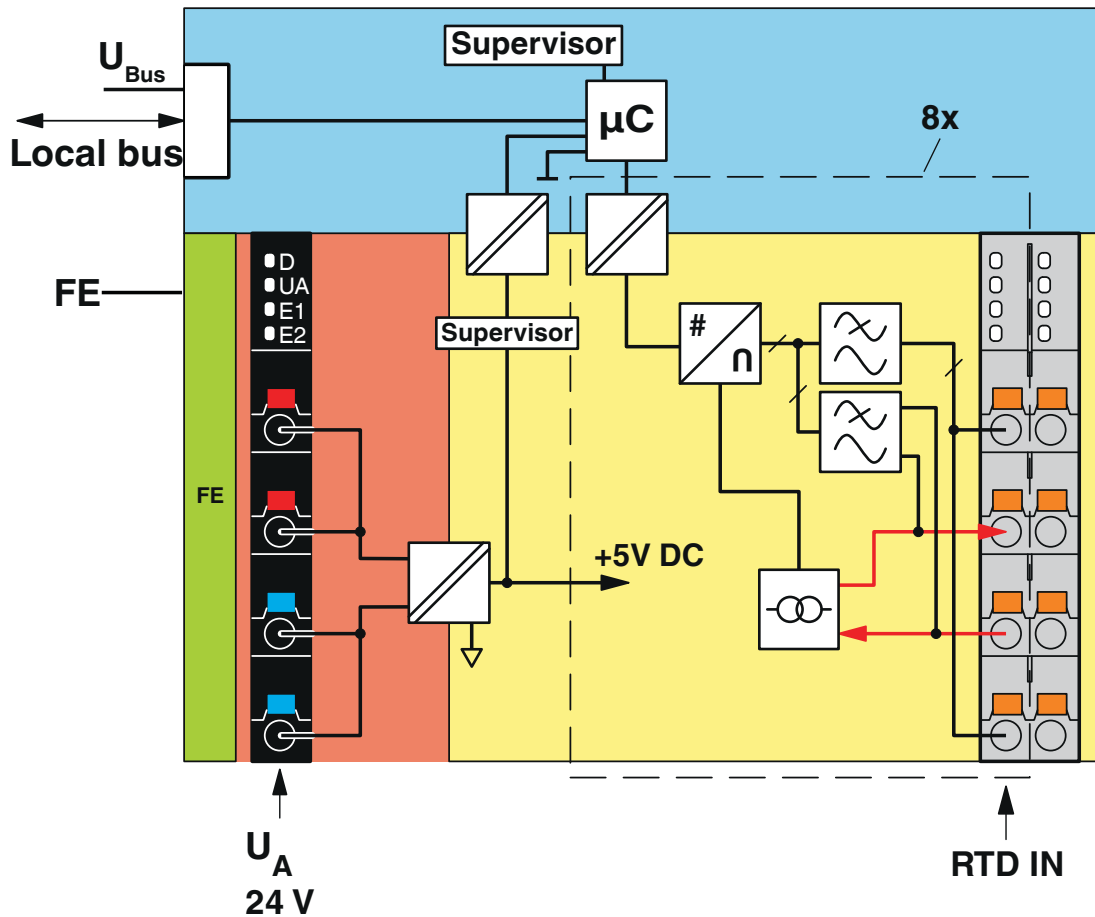
<https://www.phoenixcontact.com/us/products/2701235>

Connection diagram



Connection example: 4-conductor connection for 3-conductor sensor with very long supply lines (> 100 m)

Block diagram



Internal wiring of the terminal points

AXL F RTD8 XC 1F - Temperature module



2701235

<https://www.phoenixcontact.com/us/products/2701235>

Approvals

To download certificates, visit the product detail page: <https://www.phoenixcontact.com/us/products/2701235>



DNV GL

Approval ID: TAA00000DF



PRS

Approval ID: TE/1020/880590/21

BSH

Approval ID: 840



RINA

Approval ID: ELE008423XG001



cULus Listed

Approval ID: E238705

AXL F RTD8 XC 1F - Temperature module



2701235

<https://www.phoenixcontact.com/us/products/2701235>

Classifications

ECLASS

ECLASS-13.0	27242601
ECLASS-15.0	27242601

ETIM

ETIM 10.0	EC001596
-----------	----------

UNSPSC

UNSPSC 21.0	32151600
-------------	----------

AXL F RTD8 XC 1F - Temperature module



2701235

<https://www.phoenixcontact.com/us/products/2701235>

Environmental product compliance

EU RoHS

Fulfills EU RoHS substance requirements	Yes
Exemption	7(a), 7(c)-I

China RoHS

Environment friendly use period (EFUP)	EFUP-50
	An article-related China RoHS declaration table can be found in the download area for the respective article under "Manufacturer declaration". For all articles with EFUP-E, no China RoHS declaration table issued and required.

EU REACH SVHC

REACH candidate substance (CAS No.)	Lead(CAS: 7439-92-1)
	6,6'-di-tert-butyl-2,2'-methylenedi-p-cresol(CAS: 119-47-1)
SCIP	f02a9f89-486c-4b8f-b95b-9842a918104b

Phoenix Contact 2026 © - all rights reserved
<https://www.phoenixcontact.com>

Phoenix Contact USA
586 Fulling Mill Road
Middletown, PA 17057, United States
(+717) 944-1300
info@phoenixcon.com