

AXL F DO16/3 XC 2F - Digital module

2701228

<https://www.phoenixcontact.com/us/products/2701228>

Please be informed that the data shown in this PDF document is generated from our online catalog. Please find the complete data in the user documentation. Our general terms of use for downloads are valid.



The figure shows the standard item

Axioline F, Digital output module, Digital outputs: 16, 24 V DC, 500 mA, connection technology: 3-conductor, Extreme conditions version, transmission speed in the local bus: 100 Mbps, degree of protection: IP20, including bus base module and Axioline F connectors

Product description

The module is designed for use within an Axioline F station. It is used to output digital signals. The outputs are protected against short circuit and overload.

Your advantages

- 16 digital outputs
- 24 V DC, 500 mA
- Connection of actuators in 2- and 3-conductor technology
- Minimum update time of < 100 μ s
- Device rating plate stored
- Can be used under extreme ambient conditions
- Extended temperature range of -40 °C ... +70 °C (see "Tested successfully: use under extreme ambient conditions" in the data sheet)
- Partially coated PCBs

Commercial data

Item number	2701228
Packing unit	1 pc
Minimum order quantity	1 pc
Sales key	DR02
Product key	DRI232
GTIN	4046356730365
Weight per piece (including packing)	323.3 g
Weight per piece (excluding packing)	299.6 g
Customs tariff number	85389091
Country of origin	DE

AXL F DO16/3 XC 2F - Digital module




2701228

<https://www.phoenixcontact.com/us/products/2701228>

Technical data

Dimensions

Dimensional drawing	
Width	53.6 mm
Height	129.9 mm
Depth	54 mm
Note on dimensions	The depth applies when a TH 35-7.5 DIN rail is used (in accordance with EN 60715).

Notes

Note on application

Note on application	Only for industrial use
---------------------	-------------------------

Utilization restriction

EMC note	EMC: class A product, see manufacturer's declaration in the download area
----------	---

Interfaces

Axioline F local bus

Number of interfaces	2
Connection method	Bus base module
Transmission speed	100 Mbps

System properties

Module

Input address area	0 Byte
Output address area	2 Byte
Required parameter data	3 Byte
Required configuration data	6 Byte

Output data

Digital:

Output name	Digital outputs
Connection method	Push-in connection
Connection technology	3-conductor
Number of outputs	16

AXL F DO16/3 XC 2F - Digital module



2701228

<https://www.phoenixcontact.com/us/products/2701228>

Protective circuit	Short-circuit protection, overload protection of the outputs; electronic
Output voltage	24 V
Limitation of the voltage induced on circuit interruption	-25.8 V ... -15 V
Maximum output current per module	max. 8 A (provide external protection)
Nominal output voltage	24 V DC
Load min.	10 kΩ
Output voltage when switched off	max. 1 V
Output current when switched off	max. 300 μA
Nominal load, inductive	max. 12 VA (1.2 H, 48 Ω, with nominal voltage)
Nominal load, lamp	max. 12 W (at nominal voltage)
Nominal load, ohmic	max. 12 W (48 Ω, with nominal voltage)
Switching frequency	max. 10000 per second (with at least 50 mA load current) max. 1 per second (with inductive load) max. 16 per second (with nominal lamp load)
Reverse voltage resistance to short pulses	limited protection up to 0.5 A for 1 s
Behavior with overload	Shutdown with automatic restart
Behavior with inductive overload	Output can be destroyed
Signal delay	max. 100 μs (when switched on) max. 100 μs (when switched off, with at least 50 mA load current)
Overcurrent shut-down	as of 0.7 A
Output current with ground connection interrupt when switched off	< 1 mA

Product properties

Product type	I/O component
Product family	Axioline F
Type	block modular
Mounting position	any (no temperature derating)
Scope of supply	including bus base module and Axioline F connectors
Special properties	Extreme conditions version

Insulation characteristics

Overvoltage category	II (IEC 60664-1, EN 60664-1)
Pollution degree	2 (IEC 60664-1, EN 60664-1)

Electrical properties

Maximum power dissipation for nominal condition	1.15 W
---	--------

Potentials: Axioline F local bus supply (U_{Bus})

Supply voltage	5 V DC (via bus base module)
Current draw	max. 120 mA (HW 00) max. 60 mA (from HW 01)

Potentials: Supply for digital output modules (U_O)

Supply voltage	24 V DC
----------------	---------

AXL F DO16/3 XC 2F - Digital module



2701228

<https://www.phoenixcontact.com/us/products/2701228>

Supply voltage range	19.2 V DC ... 30 V DC (including all tolerances, including ripple)
Current draw	max. 8 A (provide external protection)
Protective circuit	Surge protection; electronic (35 V, 0.5 s) Reverse polarity protection; parallel diode; with external 5 A fuse (only for commissioning)

Electrical isolation/isolation of the voltage ranges

Test voltage: 5 V supply of the local bus (U_{BUS}) / 24 V supply (I/Os)	500 V AC, 50 Hz, 1 min
Test voltage: 5 V supply of the local bus (U_{BUS}) / functional ground	500 V AC, 50 Hz, 1 min
Test voltage: 24 V supply (I/O) / functional ground	500 V AC, 50 Hz, 1 min

Connection data

Connection technology

Connection name	Axioline F connector
Note on the connection method	Please observe the information provided on conductor cross-sections in the "Axioline F: system and installation" user manual.

Axioline F connector

Connection method	Push-in connection
Note on the connection method	Please observe the information provided on conductor cross-sections in the "Axioline F: system and installation" user manual.
Conductor cross-section, rigid	0.2 mm ² ... 1.5 mm ²
Conductor cross-section, flexible	0.2 mm ² ... 1.5 mm ²
Conductor cross-section AWG	24 ... 16
Stripping length	8 mm

Environmental and real-life conditions

Ambient conditions

Ambient temperature (operation)	-25 °C ... 60 °C (Standard, applications with UL approval, use in zone 2 potentially explosive area) -40 °C ... 70 °C (Extended, see section "Tested successfully: use under extreme ambient conditions" in the data sheet.)
Degree of protection	IP20
Air pressure (operation)	70 kPa ... 106 kPa (up to 3000 m above sea level)
Air pressure (storage/transport)	70 kPa ... 106 kPa (up to 3000 m above sea level)
Ambient temperature (storage/transport)	-40 °C ... 85 °C
Permissible humidity (operation)	5 % ... 95 % (non-condensing)
Permissible humidity (storage/transport)	5 % ... 95 % (non-condensing)

Test (noxious gas)

Test standard	ISA-71.04-2013 G3 Harsh Group A IEC 60068-2-60:2015 Method 4
Temperature	25 °C ±1 K
Humidity (relative)	75 % ±3 %
Test duration	21 Days

2701228

<https://www.phoenixcontact.com/us/products/2701228>

Volume concentration H ₂ S (Hydrogen sulfide)	50 ppb
Volume concentration NO ₂ (Nitrogen dioxide)	1250 ppb
Volume concentration Cl ₂ (Chlorine)	10 ppb
Volume concentration SO ₂ (Sulfur dioxide)	300 ppb

Standards and regulations

Protection class	III (IEC 61140, EN 61140, VDE 0140-1)
------------------	---------------------------------------

Approvals

ATEX

Identification	⊕ II 3 G Ex ec IIC T4 Gc
Certificate	UL 20 ATEX 2441X

IECEX

Identification	Ex ec IIC T4 Gc
Certificate	IECEX ULD 20.0026X

UL, USA/Canada

Identification	cULus
Certificate	E238705

UL Ex, USA / Canada

Identification	Class I, Zone 2, AEx ec IIC T4
	Class I, Division 2, Groups A, B, C, D, T4
	Ex ec IIC T4 Gc X
Certificate	E366272

CCC / China-Ex

Identification	Ex ec IIC T4 Gc
Certificate	ⓈⓈ. 1↓↑↑↑↑↑↑↑↑↑↑↑↑↑↑↑ⓈⓈ

Mounting

Mounting type	DIN rail mounting
Mounting position	any (no temperature derating)

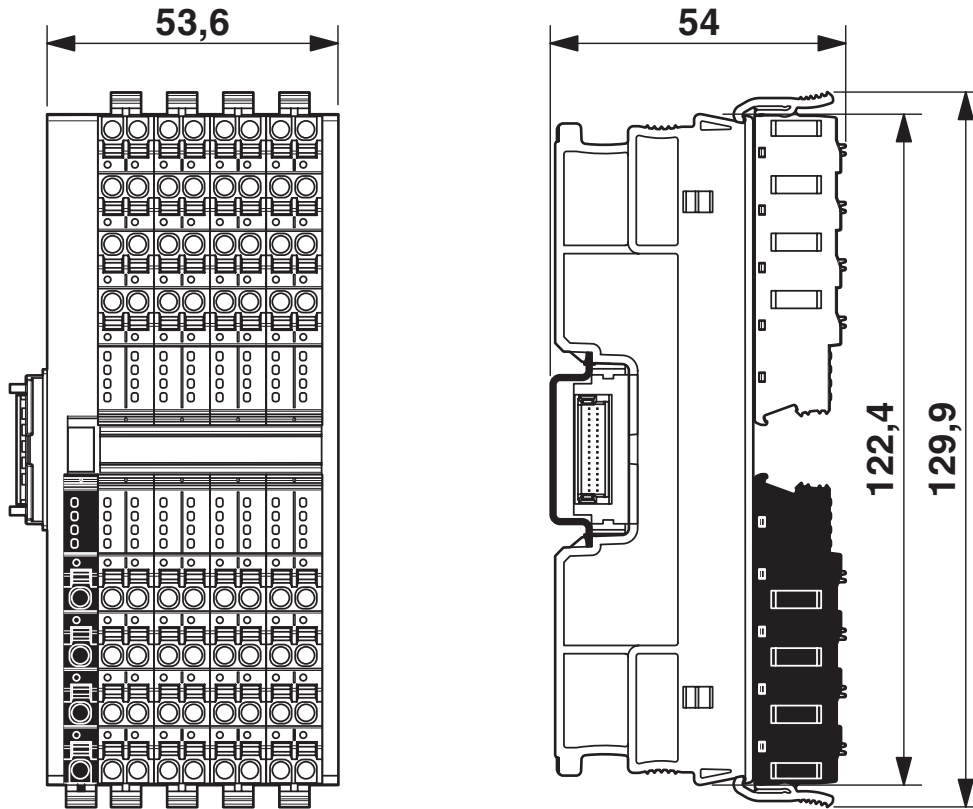
AXL F DO16/3 XC 2F - Digital module

2701228

<https://www.phoenixcontact.com/us/products/2701228>

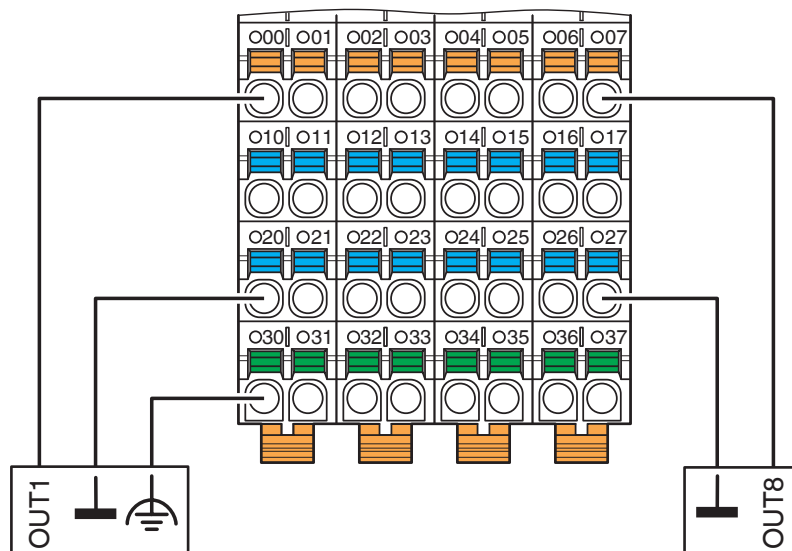
Drawings

Dimensional drawing



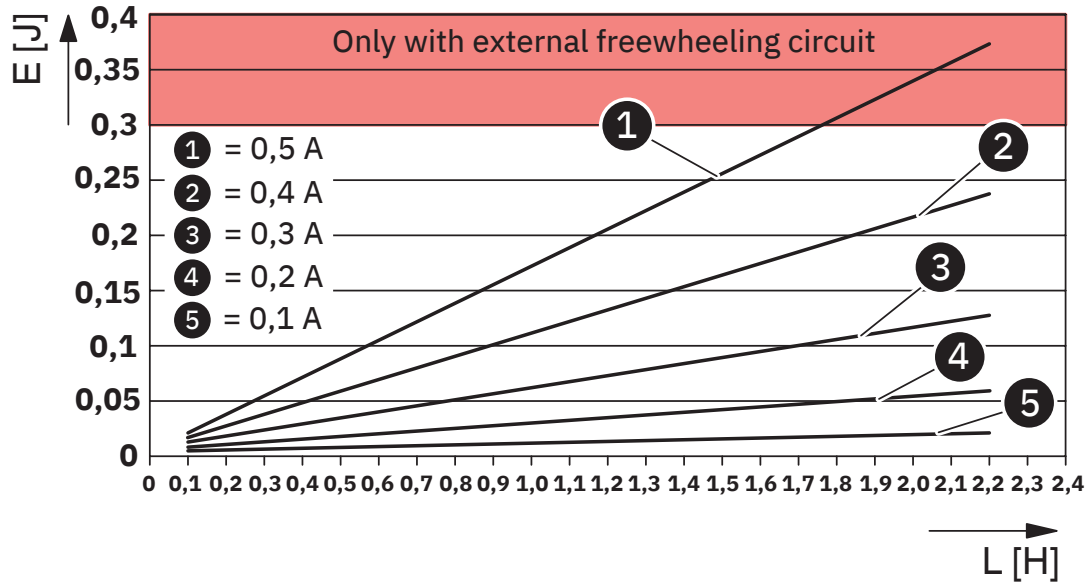
Dimensions

Connection diagram



Connection example

Diagram



Maximum energy consumption of the outputs when switching off inductive loads

The diagram shows the maximum amount of energy that may be fed back into the corresponding output groups (outputs 1 to 4, 5 to 8, 9 to 12, 13 to 16) for each switch off procedure when switching off an inductive load without external freewheeling circuit.

The current data refers to the ohmic DC voltage component of the inductive load.

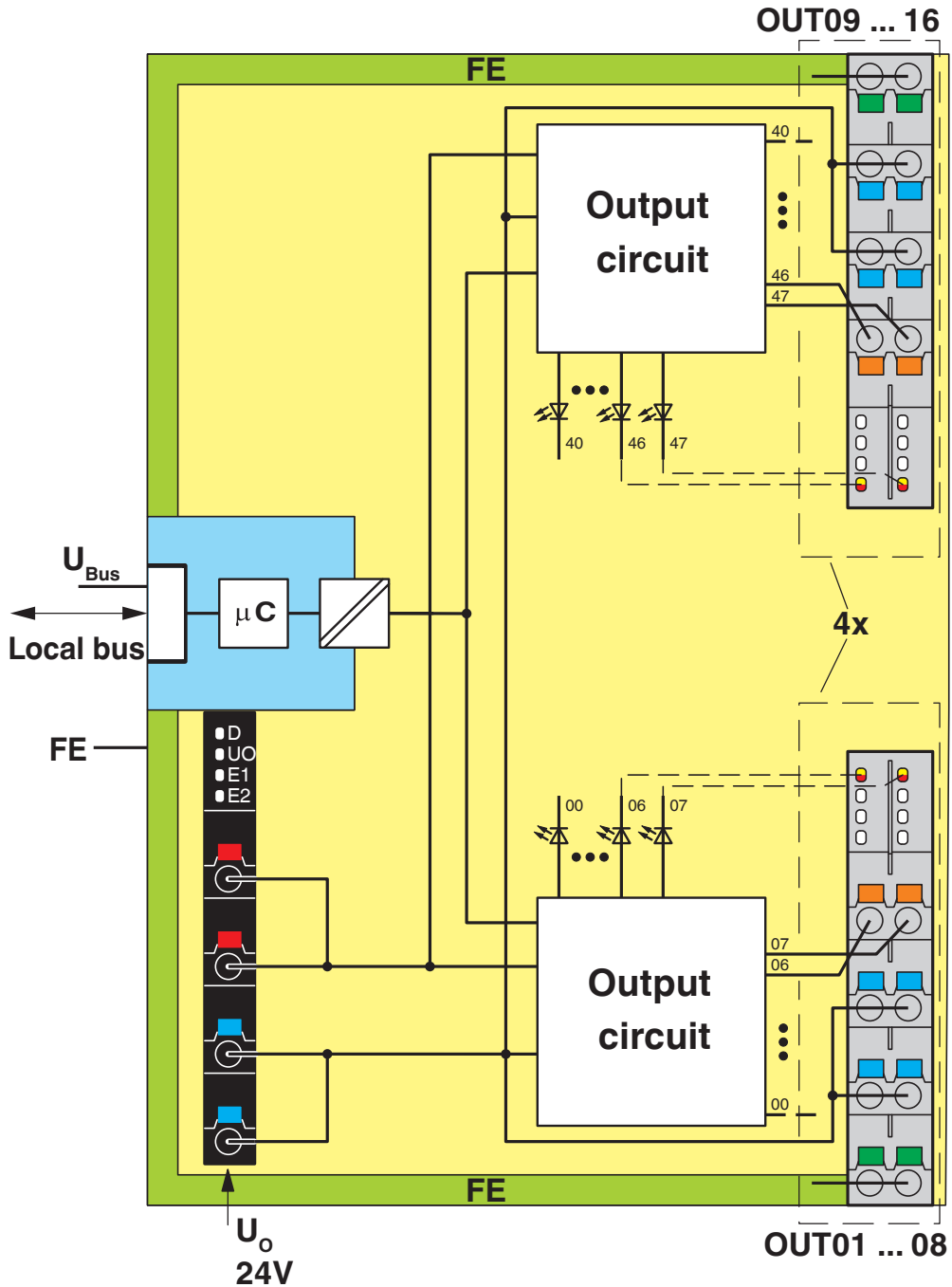
Note: Restrict freewheeling voltage to a maximum of -15 V when using an external freewheeling circuit. The external freewheeling circuit has no function in the event of a higher negative voltage.

AXL F DO16/3 XC 2F - Digital module

2701228

<https://www.phoenixcontact.com/us/products/2701228>

Block diagram



Internal wiring of the terminal points

2701228

<https://www.phoenixcontact.com/us/products/2701228>

Approvals

To download certificates, visit the product detail page: <https://www.phoenixcontact.com/us/products/2701228>



DNV GL

Approval ID: TAA00000DF



LR

Approval ID: LR2480202TA-02



PRS

Approval ID: TE/1020/880590/21

BSH

Approval ID: 840



cULus Listed

Approval ID: E238705



IECEX

Approval ID: IECEX ULD 20.0026X



ATEX

Approval ID: UL 20 ATEX 2441X



cULus Listed

Approval ID: E366272



CCC

Approval ID: 2021122309114456_CN

AXL F DO16/3 XC 2F - Digital module



2701228

<https://www.phoenixcontact.com/us/products/2701228>

Classifications

ECLASS

ECLASS-13.0	27242604
ECLASS-15.0	27242604

ETIM

ETIM 10.0	EC001599
-----------	----------

UNSPSC

UNSPSC 21.0	32151600
-------------	----------

2701228

<https://www.phoenixcontact.com/us/products/2701228>

Environmental product compliance

EU RoHS

Fulfills EU RoHS substance requirements	Yes
Exemption	7(a), 7(c)-I

China RoHS

Environment friendly use period (EFUP)	EFUP-50
	An article-related China RoHS declaration table can be found in the download area for the respective article under "Manufacturer declaration". For all articles with EFUP-E, no China RoHS declaration table issued and required.

EU REACH SVHC

REACH candidate substance (CAS No.)	Lead(CAS: 7439-92-1)
SCIP	223efc45-e017-4dbc-a880-ab41e05e5b73

Phoenix Contact 2026 © - all rights reserved

<https://www.phoenixcontact.com>

Phoenix Contact USA
586 Fulling Mill Road
Middletown, PA 17057, United States
(+717) 944-1300
info@phoenixcon.com