


# IB IL 24 DO8/HD-XC-PAC - Digital module



2701213

<https://www.phoenixcontact.com/us/products/2701213>

Please be informed that the data shown in this PDF document is generated from our online catalog. Please find the complete data in the user documentation. Our general terms of use for downloads are valid.



Inline, Digital output terminal, Digital outputs: 8, 24 V DC, connection technology: 1-conductor, Extreme conditions version, transmission speed in the local bus: 500 kbps, degree of protection: IP20, including Inline connector and labeling field

Similar figure

## Product description

The terminal is designed for use within an Inline station. It is used to output digital signals. Thanks to special engineering measures and tests, the terminal can be used under extreme ambient conditions.

## Your advantages

- 8 digital outputs
- Connection of actuators in 1-conductor technology
- Nominal current per output: 500 mA
- Total current of the terminal: 4 A
- Short-circuit and overload-protected outputs
- Can be used under extreme ambient conditions
- Extended temperature range of -40 °C ... +70 °C (see "Tested successfully: use under extreme ambient conditions" in the data sheet)
- Coated PCBs

## Commercial data

Item number	2701213
Packing unit	1 pc
Minimum order quantity	1 pc
Sales key	DR01
Product key	DRI132
GTIN	4046356727778
Weight per piece (including packing)	85.7 g
Weight per piece (excluding packing)	60 g
Customs tariff number	85389091
Country of origin	DE

## Technical data

### Dimensions

Dimensional drawing	
Width	12.2 mm
Height	119.8 mm
Depth	71.5 mm
Note on dimensions	Housing dimensions

### Notes

#### Note on application

Note on application	Only for industrial use
---------------------	-------------------------

### Material specifications

Color (Housing)	green (RAL 6021)
-----------------	------------------

### Interfaces

#### Inline local bus

Number of interfaces	2
Connection method	Inline data jumper
Transmission speed	500 kbps

### System properties

#### Programming data (LocalbusSlave)

Length code (hex)	81
ID code (dec.)	189
Length code (dec)	129
Process data channel	8 bit
Input address area	0 Byte
Output address area	1 Byte
Parameter channel (PCP)	0 Byte
Register length (bus)	8 bit

#### Fieldbus data telegram

Required parameter data	3 Byte
Required configuration data	4 Byte

## Output data

### Digital:

Output name	Digital outputs
Connection method	Spring-cage connection
Connection technology	1-conductor
Number of outputs	8
Protective circuit	Overload protection, short-circuit protection of outputs; electronic
Output voltage	24 V ( $U_S - 1$ V)
Limitation of the voltage induced on circuit interruption	-45.8 V ... -15 V
Maximum output current per channel	500 mA
Maximum output current per module	4 A
Nominal output voltage	24 V DC
Output voltage when switched off	max. 1 V
Output current when switched off	max. 300 $\mu$ A
Nominal load, inductive	12 VA (1.2 H, 48 $\Omega$ )
Nominal load, lamp	12 W
Nominal load, ohmic	12 W (48 $\Omega$ )
Maximum operating frequency with ohmic nominal load	max. 300 Hz (this switching frequency is limited by the number of bus devices, the structure of the bus, the software used and the control or computer system used)
Reverse voltage resistance to short pulses	Reverse voltage proof
Behavior with overload	Auto restart
Behavior with inductive overload	Output can be destroyed
Behavior at voltage switch-off	The output follows the power supply without delay
Overcurrent shut-down	min. 0.7 A

## Product properties

Product type	I/O component
Product family	Inline
Type	modular
Scope of supply	including Inline connector and labeling field
No. of channels	8
Operating mode	Process data mode with one byte
Special properties	Extreme conditions version
Diagnostics messages	Short-circuit or overload of the digital outputs Error message in the diagnostic code (bus) and display (2 Hz) via the LED (D) on the module

### Insulation characteristics

Overvoltage category	II (IEC 60664-1, EN 60664-1)
Pollution degree	2 (IEC 60664-1, EN 60664-1)

## Electrical properties

Potentials: Communications power ( $U_L$ )

# IB IL 24 DO8/HD-XC-PAC - Digital module



2701213

<https://www.phoenixcontact.com/us/products/2701213>

Supply voltage	7.5 V DC (via voltage jumper)
Current draw	max. 30 mA

## Potentials: Segment circuit supply (U<sub>S</sub>)

Supply voltage	24 V DC (via voltage jumper)
Supply voltage range	19.2 V DC ... 30 V DC (including all tolerances, including ripple)
Current draw	max. 4 A

## Electrical isolation/isolation of the voltage ranges

Test voltage: 7.5 V supply (bus logics)/24 V supply (I/O)	500 V AC, 50 Hz, 1 min
Test voltage: 7.5 V supply (bus logic)/functional ground	500 V AC, 50 Hz, 1 min
Test voltage: 24 V supply (I/O) / functional ground	500 V AC, 50 Hz, 1 min

## Connection data

### Connection technology

Connection name	Inline connector
-----------------	------------------

### Inline connector

Connection method	Spring-cage connection
Conductor cross-section, rigid	0.08 mm <sup>2</sup> ... 1.5 mm <sup>2</sup>
Conductor cross-section, flexible	0.08 mm <sup>2</sup> ... 1.5 mm <sup>2</sup>
Conductor cross-section AWG	28 ... 16
Stripping length	8 mm

## Environmental and real-life conditions

### Ambient conditions

Ambient temperature (operation)	-25 °C ... 55 °C (Standard) -40 °C ... 70 °C (Extended, see section "Tested successfully: use under extreme ambient conditions" in the data sheet.)
Degree of protection	IP20
Air pressure (operation)	70 kPa ... 106 kPa (up to 3000 m above sea level)
Air pressure (storage/transport)	70 kPa ... 106 kPa (up to 3000 m above sea level)
Ambient temperature (storage/transport)	-40 °C ... 85 °C
Permissible humidity (operation)	10 % ... 95 % (non-condensing)
Permissible humidity (storage/transport)	10 % ... 95 % (non-condensing)

## Standards and regulations

Protection class	III (IEC 61140, EN 61140, VDE 0140-1)
------------------	---------------------------------------

## Mounting

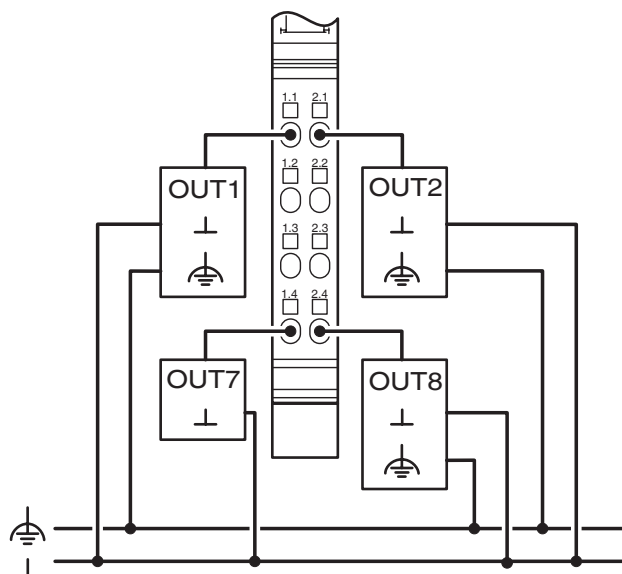
Mounting type	DIN rail mounting
---------------	-------------------

## Drawings

Dimensional drawing



Connection diagram



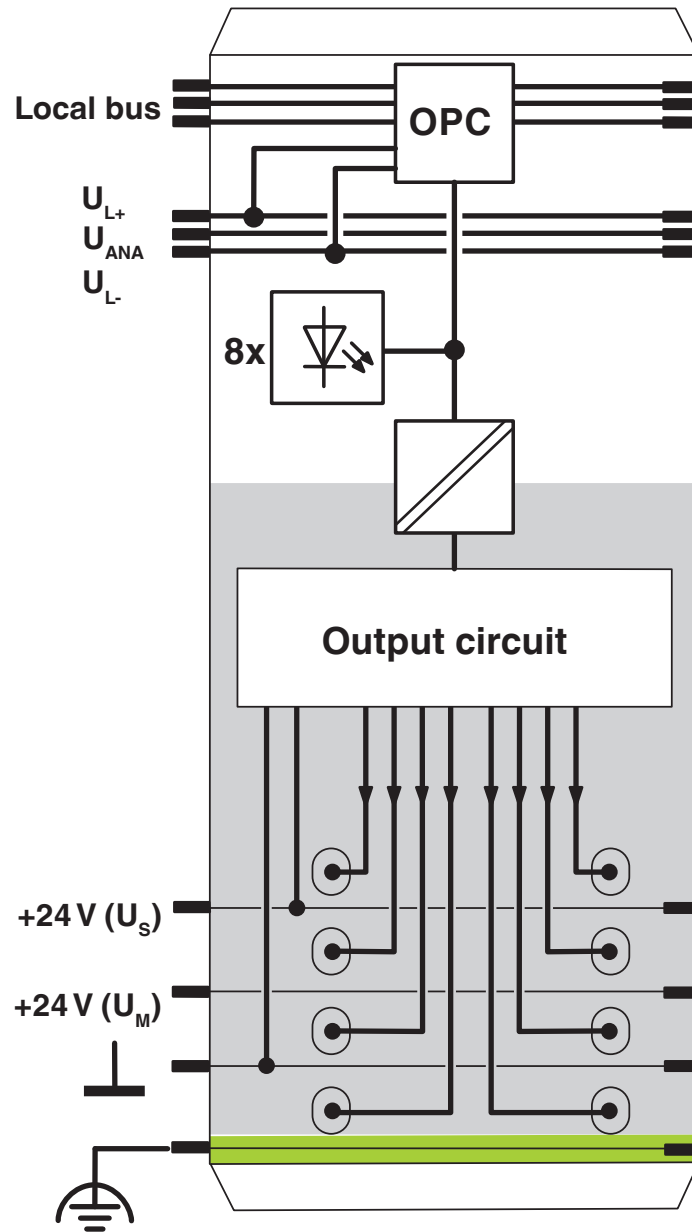
# IB IL 24 DO8/HD-XC-PAC - Digital module

2701213

<https://www.phoenixcontact.com/us/products/2701213>



Block diagram



Internal wiring of the terminal points

# IB IL 24 DO8/HD-XC-PAC - Digital module



2701213

<https://www.phoenixcontact.com/us/products/2701213>

## Approvals

To download certificates, visit the product detail page: <https://www.phoenixcontact.com/us/products/2701213>



**cULus Listed**

Approval ID: E140324

2701213

<https://www.phoenixcontact.com/us/products/2701213>

## Classifications

### ECLASS

ECLASS-13.0	27242604
ECLASS-15.0	27242604

### ETIM

ETIM 9.0	EC001599
----------	----------

### UNSPSC

UNSPSC 21.0	32151600
-------------	----------

2701213

<https://www.phoenixcontact.com/us/products/2701213>

## Environmental product compliance

### EU RoHS

Fulfills EU RoHS substance requirements	Yes
Exemption	7(a), 7(c)-I

### China RoHS

Environment friendly use period (EFUP)	EFUP-50
	An article-related China RoHS declaration table can be found in the download area for the respective article under "Manufacturer declaration". For all articles with EFUP-E, no China RoHS declaration table issued and required.

### EU REACH SVHC

REACH candidate substance (CAS No.)	Lead(CAS: 7439-92-1)
SCIP	fd00c685-8baf-4f0a-908c-53268a1c2f2d

Phoenix Contact 2026 © - all rights reserved

<https://www.phoenixcontact.com>

Phoenix Contact USA  
586 Fulling Mill Road  
Middletown, PA 17057, United States  
(+717) 944-1300  
[info@phoenixcon.com](mailto:info@phoenixcon.com)