


# IB IL 24 DO8/HD-PAC - Digital module



2700172

<https://www.phoenixcontact.com/us/products/2700172>

Please be informed that the data shown in this PDF document is generated from our online catalog. Please find the complete data in the user documentation. Our general terms of use for downloads are valid.



Inline, Digital output terminal, Digital outputs: 8, 24 V DC, connection technology: 1-conductor, transmission speed in the local bus: 500 kbps, degree of protection: IP20, including Inline connector and labeling field

## Product description

The terminal is designed for use within an Inline station. It is used to output digital signals.

## Your advantages

- 8 digital outputs
- Connection of actuators in 1-conductor technology
- Nominal current per output: 500 mA
- Total current of the terminal: 4 A
- Short-circuit and overload-protected outputs

## Commercial data

|                                      |               |
|--------------------------------------|---------------|
| Item number                          | 2700172       |
| Packing unit                         | 1 pc          |
| Minimum order quantity               | 1 pc          |
| Sales key                            | DR01          |
| Product key                          | DRI132        |
| GTIN                                 | 4046356492478 |
| Weight per piece (including packing) | 85.1 g        |
| Weight per piece (excluding packing) | 60 g          |
| Customs tariff number                | 85389099      |
| Country of origin                    | DE            |

# IB IL 24 DO8/HD-PAC - Digital module

2700172

<https://www.phoenixcontact.com/us/products/2700172>

## Technical data

### Dimensions

|                     |  |
|---------------------|--|
| Dimensional drawing |  |
| Width               | 12.2 mm  |
| Height              | 119.8 mm   |
| Depth               | 71.5 mm  |
| Note on dimensions  | Housing dimensions   |

### Notes

#### Note on application

|                     |                         |
|---------------------|-------------------------|
| Note on application | Only for industrial use |
|---------------------|-------------------------|

#### Utilization restriction

|            |   |
|------------|---|
| CCCex note | Use in potentially explosive areas is not permitted in China. |
|------------|---|

### Material specifications

|                 |                  |
|-----------------|------------------|
| Color (Housing) | green (RAL 6021) |
|-----------------|------------------|

### Interfaces

#### Inline local bus

|                      |                    |
|----------------------|--------------------|
| Number of interfaces | 2                  |
| Connection method    | Inline data jumper |
| Transmission speed   | 500 kbps           |

### System properties

#### Programming data (LocalbusSlave)

|                         |        |
|-------------------------|--------|
| Length code (hex)       | 81     |
| ID code (dec.)          | 189    |
| Length code (dec)       | 129    |
| Process data channel    | 8 bit  |
| Input address area      | 0 Byte |
| Output address area     | 1 Byte |
| Parameter channel (PCP) | 0 Byte |
| Register length (bus)   | 8 bit  |

#### Fieldbus data telegram (PROFIBUS)

# IB IL 24 DO8/HD-PAC - Digital module



2700172

<https://www.phoenixcontact.com/us/products/2700172>

|                             |        |
|-----------------------------|--------|
| Required parameter data     | 3 Byte |
| Required configuration data | 4 Byte |

## Output data

Digital:

|   |   |
|---|---|
| Output name   | Digital outputs   |
| Connection method   | Spring-cage connection  |
| Connection technology                                     | 1-conductor   |
| Number of outputs   | 8   |
| Protective circuit  | Overload protection, short-circuit protection of outputs; electronic  |
| Output voltage  | 24 V ( $U_S - 1$ V)   |
| Limitation of the voltage induced on circuit interruption | -45.8 V ... -15 V   |
| Maximum output current per channel                        | 500 mA  |
| Maximum output current per module                         | 4 A   |
| Nominal output voltage                                    | 24 V DC   |
| Output voltage when switched off                          | max. 1 V  |
| Output current when switched off                          | max. 300 $\mu$ A  |
| Nominal load, inductive                                   | 12 VA (1.2 H, 48 $\Omega$ )   |
| Nominal load, lamp  | 12 W  |
| Nominal load, ohmic                                       | 12 W (48 $\Omega$ )   |
| Maximum operating frequency with ohmic nominal load       | max. 300 Hz (this switching frequency is limited by the data rate selected, the number of bus devices, the structure of the bus, the software used and the control or computer system used) |
| Reverse voltage resistance to short pulses                | Reverse voltage proof   |
| Behavior with overload                                    | Auto restart  |
| Behavior with inductive overload                          | Output can be destroyed   |
| Behavior at voltage switch-off                            | The output follows the power supply without delay   |
| Overcurrent shut-down                                     | min. 0.7 A  |

## Product properties

|                      |  |
|----------------------|--|
| Product type         | I/O component  |
| Product family       | Inline   |
| Type                 | modular  |
| Scope of supply      | including Inline connector and labeling field  |
| No. of channels      | 8  |
| Operating mode       | Process data mode with one byte  |
| Diagnostics messages | Short-circuit or overload of the digital outputs Error message in the diagnostic code (bus) and display (2 Hz) via the LED (D) on the module |

## Insulation characteristics

|                      |                              |
|----------------------|------------------------------|
| Overvoltage category | II (IEC 60664-1, EN 60664-1) |
| Pollution degree     | 2 (IEC 60664-1, EN 60664-1)  |

## Electrical properties

# IB IL 24 DO8/HD-PAC - Digital module



2700172

<https://www.phoenixcontact.com/us/products/2700172>

|   |  |
|---|--|
| Maximum power dissipation for nominal condition           | 0.85 W   |
| Potentials: Communications power ( $U_L$ )                |  |
| Supply voltage  | 7.5 V DC (via voltage jumper)                                      |
| Current draw  | max. 30 mA   |
| Potentials: Segment circuit supply ( $U_S$ )              |  |
| Supply voltage  | 24 V DC (via voltage jumper)                                       |
| Supply voltage range                                      | 19.2 V DC ... 30 V DC (including all tolerances, including ripple) |
| Current draw  | max. 4 A   |
| Electrical isolation/isolation of the voltage ranges      |  |
| Test voltage: 7.5 V supply (bus logics)/24 V supply (I/O) | 500 V AC, 50 Hz, 1 min   |
| Test voltage: 7.5 V supply (bus logic)/functional ground  | 500 V AC, 50 Hz, 1 min   |
| Test voltage: 24 V supply (I/O) / functional ground       | 500 V AC, 50 Hz, 1 min   |

## Connection data

|                                   |  |
|-----------------------------------|--|
| Connection technology             |  |
| Connection name                   | Inline connector                             |
| Inline connector                  |  |
| Connection method                 | Spring-cage connection                       |
| Conductor cross-section, rigid    | 0.08 mm <sup>2</sup> ... 1.5 mm <sup>2</sup> |
| Conductor cross-section, flexible | 0.08 mm <sup>2</sup> ... 1.5 mm <sup>2</sup> |
| Conductor cross-section AWG       | 28 ... 16                                    |
| Stripping length                  | 8 mm   |

## Environmental and real-life conditions

|  |   |
|--|---|
| Ambient conditions   |   |
| Ambient temperature (operation)                                    | -25 °C ... 55 °C                                  |
| Degree of protection   | IP20  |
| Air pressure (operation)   | 70 kPa ... 106 kPa (up to 3000 m above sea level) |
| Air pressure (storage/transport)                                   | 70 kPa ... 106 kPa (up to 3000 m above sea level) |
| Ambient temperature (storage/transport)                            | -25 °C ... 85 °C                                  |
| Permissible humidity (operation)                                   | 10 % ... 95 % (non-condensing)                    |
| Permissible humidity (storage/transport)                           | 10 % ... 95 % (non-condensing)                    |
| Mechanical test  |   |
| Vibration resistance in accordance with EN 60068-2-6/IEC 60068-2-6 | 5g  |
| Shock in accordance with EN 60068-2-27/IEC 60068-2-27              | 25g   |

## Standards and regulations

|                  |                                       |
|------------------|---------------------------------------|
| Protection class | III (IEC 61140, EN 61140, VDE 0140-1) |
|------------------|---------------------------------------|

## Mounting

# IB IL 24 DO8/HD-PAC - Digital module



2700172

<https://www.phoenixcontact.com/us/products/2700172>

| Mounting type | DIN rail mounting |
|---------------|-------------------|
|---------------|-------------------|

# IB IL 24 DO8/HD-PAC - Digital module

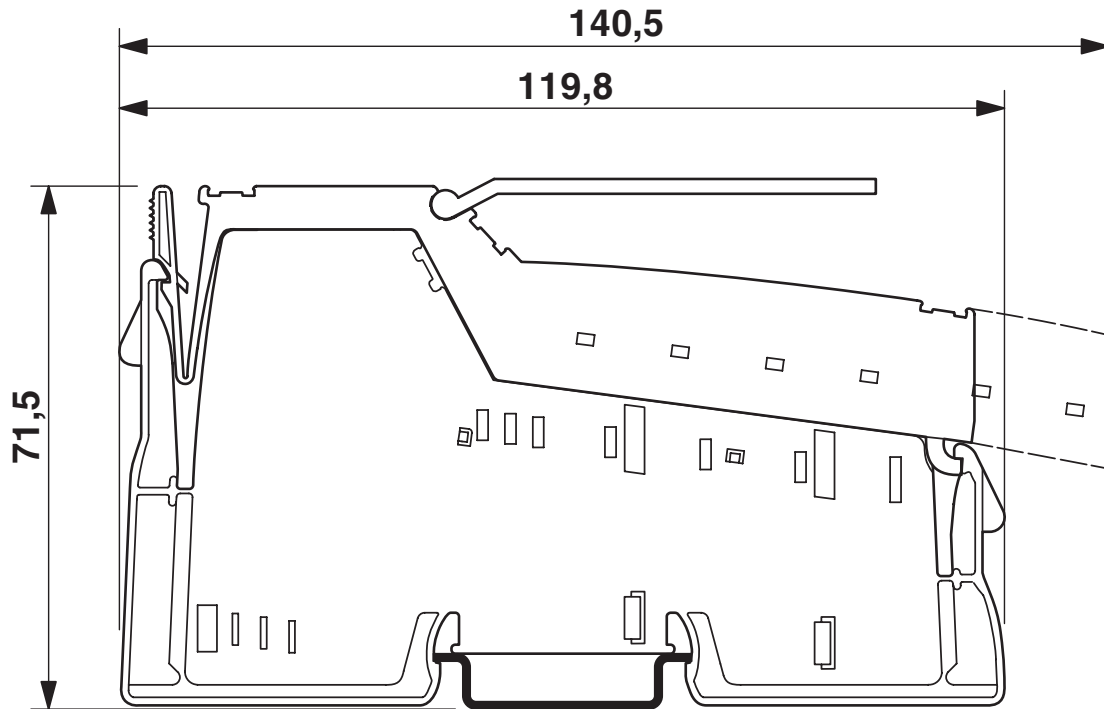


2700172

<https://www.phoenixcontact.com/us/products/2700172>

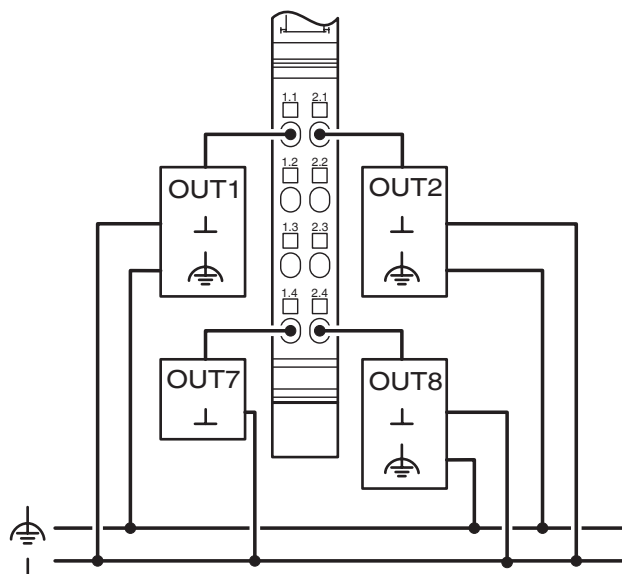
## Drawings

Dimensional drawing



Dimensions (in mm)

Connection diagram



Connection example

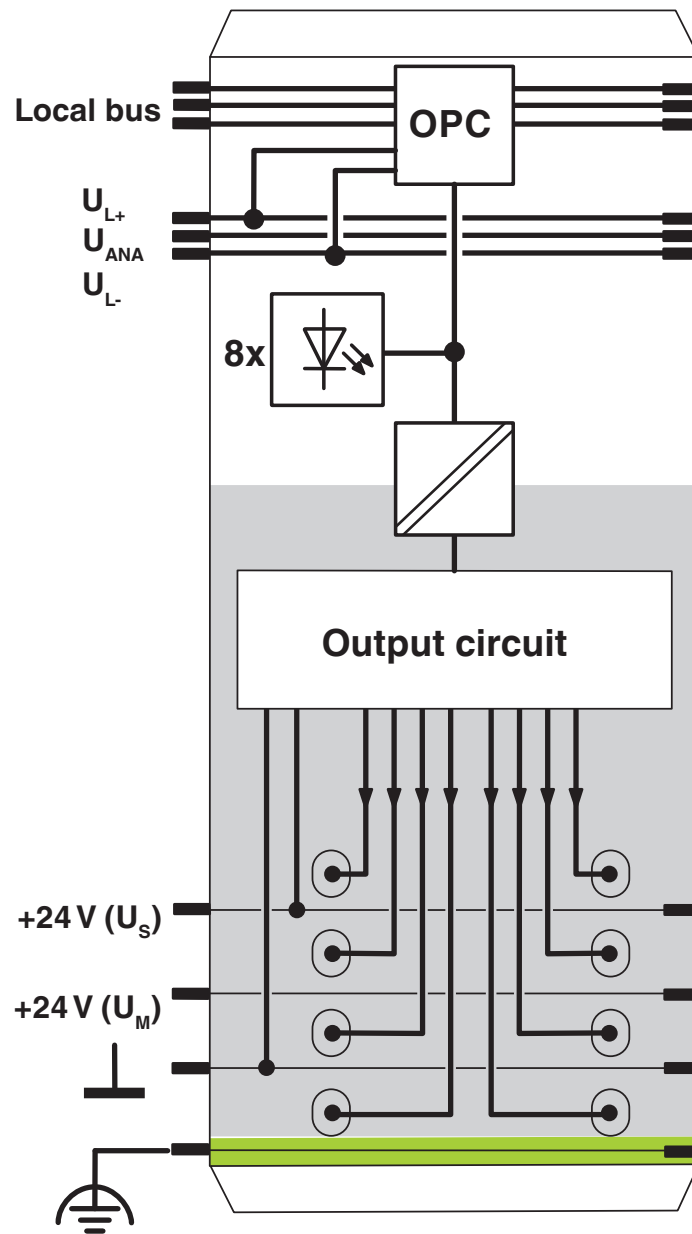
# IB IL 24 DO8/HD-PAC - Digital module

2700172

<https://www.phoenixcontact.com/us/products/2700172>



Block diagram



Internal wiring of the terminal points

2700172

<https://www.phoenixcontact.com/us/products/2700172>

## Approvals

To download certificates, visit the product detail page: <https://www.phoenixcontact.com/us/products/2700172>



**LR**

Approval ID: LR23398855TA



**BV**

Approval ID: 21595/C1 BV



**RINA**

Approval ID: ELE121121XG

**ABS**

Approval ID: 22-2226444-PDA

**ABS**

Approval ID: 22-2226444-PDA



**BV**

Approval ID: 21595/C1 BV



**RINA**

Approval ID: ELE121121XG

**DNV**

Approval ID: TAA00002CU

**DNV**

Approval ID: TAA00002CU



**cULus Listed**

Approval ID: E140324



**cULus Listed**

Approval ID: E140324

# IB IL 24 DO8/HD-PAC - Digital module



2700172

<https://www.phoenixcontact.com/us/products/2700172>



**cULus Listed**

Approval ID: E199827



**cULus Listed**

Approval ID: E199827

# IB IL 24 DO8/HD-PAC - Digital module



2700172

<https://www.phoenixcontact.com/us/products/2700172>

## Classifications

### ECLASS

|             |          |
|-------------|----------|
| ECLASS-13.0 | 27242604 |
| ECLASS-15.0 | 27242604 |

### ETIM

|           |          |
|-----------|----------|
| ETIM 10.0 | EC001599 |
|-----------|----------|

### UNSPSC

|             |          |
|-------------|----------|
| UNSPSC 21.0 | 32151600 |
|-------------|----------|

2700172

<https://www.phoenixcontact.com/us/products/2700172>

## Environmental product compliance

### EU RoHS

|   |              |
|---|--------------|
| Fulfills EU RoHS substance requirements | Yes          |
| Exemption                               | 7(a), 7(c)-I |

### China RoHS

|  |   |
|--|---|
| Environment friendly use period (EFUP) | EFUP-50   |
|  | An article-related China RoHS declaration table can be found in the download area for the respective article under "Manufacturer declaration". For all articles with EFUP-E, no China RoHS declaration table issued and required. |

### EU REACH SVHC

|                                     |                                      |
|-------------------------------------|--------------------------------------|
| REACH candidate substance (CAS No.) | Lead(CAS: 7439-92-1)                 |
| SCIP                                | 729adcfb-8de7-4027-812e-5dd20f507d0f |

Phoenix Contact 2026 © - all rights reserved

<https://www.phoenixcontact.com>

Phoenix Contact USA  
586 Fulling Mill Road  
Middletown, PA 17057, United States  
(+717) 944-1300  
[info@phoenixcon.com](mailto:info@phoenixcon.com)