

# ME 45 UT/FE BUS/10+2 KMGY - Mounting base housing



2695536

<https://www.phoenixcontact.com/us/products/2695536>

Please be informed that the data shown in this PDF document is generated from our online catalog. Please find the complete data in the user documentation. Our general terms of use for downloads are valid.



DIN rail housing, Lower housing part with metal foot catch, with 2 FE contacts, tall design, with vents, width: 45.2 mm, height: 99 mm, depth: 107.3 mm, color: light gray (similar RAL 7035), cross connection: integrated bus connector, number of positions cross connector: 10+2, Bus connector: 10 parallel contacts, 2 serial contacts

## Your advantages

- Tool-free mounting
- Available in overall widths from 12.5 mm ... 90 mm, modular extension is possible
- Flammability rating V0 in accordance with UL 94
- Variety of connection technology
- Can be mounted on the DIN rail
- With integrated or DIN-rail-mountable bus connector as an option

## Commercial data

Item number	2695536
Packing unit	10 pc
Minimum order quantity	10 pc
Sales key	AC08
Product key	ACHAAB
GTIN	4046356459617
Weight per piece (including packing)	85.96 g
Weight per piece (excluding packing)	85.96 g
Customs tariff number	85369010
Country of origin	DE

# ME 45 UT/FE BUS/10+2 KMGY - Mounting base housing

2695536

<https://www.phoenixcontact.com/us/products/2695536>

## Technical data


### Notes

Assembly note	Please observe the application note in the download area.
Recommendation	Material of contact pads for bus connector, galvanic gold (hard gold)

### Product properties

Product type	Lower housing part
Housing type	DIN rail housing
Housing series	ME
Product family	ME 45..
Type	Lower housing parts with vents, housing cover necessary to complete the module
Max. number of positions	0)
Ventilation openings present	yes

### Dimensions

Dimensional drawing	
Width	45.2 mm
Height	99 mm
Depth	107.3 mm
Depth from top edge of DIN rail	100.7 mm
Depth from top edge of DIN rail to support point on upper part	68.5 mm

### PCB design

PCB thickness	1.4 mm ... 1.8 mm
---------------	-------------------

### Material specifications

Color (Lower housing part)	light gray (RAL 7035)
Material	PA
Flammability rating according to UL 94	V0
CTI according to IEC 60112	600

### Environmental and real-life conditions

#### Power dissipation single housing for 20 °C

Ambient temperature	20 °C
---------------------	-------

# ME 45 UT/FE BUS/10+2 KMGY - Mounting base housing



2695536

<https://www.phoenixcontact.com/us/products/2695536>

Reduction factor	1
Mounting position	vertical
Power dissipation	8.2 W

## Power dissipation single housing for 30 °C

Ambient temperature	30 °C
Reduction factor	0.91
Mounting position	vertical
Power dissipation	7.5 W

## Power dissipation single housing for 40 °C

Ambient temperature	40 °C
Reduction factor	0.81
Mounting position	vertical
Power dissipation	6.6 W

## Power dissipation single housing for 50 °C

Ambient temperature	50 °C
Reduction factor	0.7
Mounting position	vertical
Power dissipation	5.7 W

## Power dissipation single housing for 60 °C

Ambient temperature	60 °C
Reduction factor	0.57
Mounting position	vertical
Power dissipation	4.7 W

## Power dissipation single housing for 70 °C

Ambient temperature	70 °C
Reduction factor	0.49
Mounting position	vertical
Power dissipation	4 W

## Vibration test

Specification	IEC 60068-2-6:2007-12
Frequency	10 - 150 - 10 Hz
Sweep speed	1 octave/min
Amplitude	0.15 mm (10 Hz ... 58.1 Hz)
Acceleration	2g (58.1 Hz ... 150 Hz)
Test duration per axis	2.5 h
Test directions	X-, Y- and Z-axis

## Glow-wire test

Specification	IEC 60695-2-11:2014-02
Temperature	850 °C
Time of exposure	30 s

# ME 45 UT/FE BUS/10+2 KMGY - Mounting base housing



2695536

<https://www.phoenixcontact.com/us/products/2695536>

## Thermal stability / ball thrust test

Specification	IEC 60695-10-2:2014-02
Temperature	125 °C
Test duration	1 h
Force	20 N

## Mechanical strength / tumbling barrel

Specification	IEC 60998-1:2002-12
Height of fall	50 cm
Frequency	10

## Shocks

Specification	IEC 60068-2-27:2008-02
Pulse shape	Half-sine
Acceleration	15g
Shock duration	11 ms
Number of shocks per direction	3
Test directions	X-, Y- and Z-axis (pos. and neg.)

## Degree of protection (IP code)

Specification	IEC 60529:1989-11 + AMD 1:1999-11 + AMD 2:2013-08
---------------	---

## Ambient conditions

Max. IP code to attain	IP20
Ambient temperature (operation)	-40 °C ... 105 °C (depending on power dissipation)
Ambient temperature (storage/transport)	-40 °C ... 55 °C
Ambient temperature (assembly)	-5 °C ... 100 °C
Relative humidity (storage/transport)	80 %

## PCB data

Number of PCB holders	2
Type of PCB mount	Insertion (optional latching by PCB stop)
Thickness of the PCB	1.4 mm ... 1.8 mm

## Mounting

Mounting type	DIN rail mounting
---------------	-------------------

## Packaging specifications

Type of packaging	packed in cardboard
Outer packaging type	Carton

# ME 45 UT/FE BUS/10+2 KMGY - Mounting base housing

2695536

<https://www.phoenixcontact.com/us/products/2695536>

## Drawings

Dimensional drawing



Schematic figure for illustrating the item dimensions. The figure is not of the desired product. For further details, refer to the product drawings in the "Downloads" tab.

# ME 45 UT/FE BUS/10+2 KMGY - Mounting base housing





2695536

<https://www.phoenixcontact.com/us/products/2695536>

## Approvals

To download certificates, visit the product detail page: <https://www.phoenixcontact.com/us/products/2695536>

 <b>cUL Recognized</b> Approval ID: FILE E 60425				
	Nominal voltage $U_N$	Nominal current $I_N$	Cross section AWG	Cross section $\text{mm}^2$
B				
	300 V	8 A	-	-
D				
	300 V	8 A	-	-

 <b>UL Recognized</b> Approval ID: FILE E 60425				
	Nominal voltage $U_N$	Nominal current $I_N$	Cross section AWG	Cross section $\text{mm}^2$
B				
	300 V	8 A	-	-
D				
	300 V	8 A	-	-

# ME 45 UT/FE BUS/10+2 KMGY - Mounting base housing



2695536

<https://www.phoenixcontact.com/us/products/2695536>

## Classifications

### ECLASS

ECLASS-13.0	27190601
ECLASS-15.0	27190601

### ETIM

ETIM 10.0	EC002779
-----------	----------

### UNSPSC

UNSPSC 21.0	31261500
-------------	----------

# ME 45 UT/FE BUS/10+2 KMGY - Mounting base housing



2695536

<https://www.phoenixcontact.com/us/products/2695536>

## Environmental product compliance

### EU RoHS

Fulfills EU RoHS substance requirements	Yes, No exemptions
---	--------------------

### China RoHS

Environment friendly use period (EFUP)	EFUP-E
	No hazardous substances above the limits

### EU REACH SVHC

REACH candidate substance (CAS No.)	No substance above 0.1 wt%
-------------------------------------	----------------------------

Phoenix Contact 2026 © - all rights reserved  
<https://www.phoenixcontact.com>

Phoenix Contact USA  
586 Fulling Mill Road  
Middletown, PA 17057, United States  
(+717) 944-1300  
[info@phoenixcon.com](mailto:info@phoenixcon.com)