

AXL F DO16/1 1H - Digital module

2688349

<https://www.phoenixcontact.com/us/products/2688349>

Please be informed that the data shown in this PDF document is generated from our online catalog. Please find the complete data in the user documentation. Our general terms of use for downloads are valid.



Axioline F, Digital output module, Digital outputs: 16, 24 V DC, 500 mA, connection technology: 1-conductor, transmission speed in the local bus: 100 Mbps, degree of protection: IP20, including bus base module and Axioline F connectors

Product description

The module is designed for use within an Axioline F station. It is used to output digital signals. The outputs are protected against short circuit and overload.

Your advantages

- 16 digital outputs
- 24 V DC, 500 mA
- Connection of actuators in 1-conductor technology
- Minimum update time of < 100 μ s
- Device rating plate stored

Commercial data

Item number	2688349
Packing unit	1 pc
Minimum order quantity	1 pc
Sales key	DR02
Product key	DRI232
GTIN	4046356606530
Weight per piece (including packing)	173.1 g
Weight per piece (excluding packing)	134 g
Customs tariff number	85389091
Country of origin	DE

AXL F DO16/1 1H - Digital module

2688349

<https://www.phoenixcontact.com/us/products/2688349>

Technical data

Dimensions

Dimensional drawing	
Width	35 mm
Height	126.1 mm
Depth	54 mm
Note on dimensions	The depth applies when a TH 35-7.5 DIN rail is used (in accordance with EN 60715).

Notes

Note on application

Note on application	Only for industrial use
---------------------	-------------------------

Interfaces

Axiline F local bus

Number of interfaces	2
Connection method	Bus base module
Transmission speed	100 Mbps

System properties

Module

ID code (hex)	none
Process data channel	16 bit
Input address area	0 Byte
Output address area	2 Byte
Required parameter data	1 Byte
Required configuration data	6 Byte

Output data

Digital:

Output name	Digital outputs
Connection method	Push-in connection
Connection technology	1-conductor
Number of outputs	16
Protective circuit	Short-circuit protection, overload protection of the outputs;

AXL F DO16/1 1H - Digital module



2688349

<https://www.phoenixcontact.com/us/products/2688349>

	electronic
Output voltage	24 V
Limitation of the voltage induced on circuit interruption	-25.8 V ... -15 V
Maximum output current per module	8 A (provide external protection)
Nominal output voltage	24 V DC
Load min.	10 kΩ
Output voltage when switched off	max. 1 V
Output current when switched off	max. 300 μA
Nominal load, inductive	max. 12 VA (1.2 H, 48 Ω, with nominal voltage)
Nominal load, lamp	max. 12 W (at nominal voltage)
Nominal load, ohmic	max. 12 W (48 Ω, with nominal voltage)
Switching frequency	max. 10000 per second (with at least 50 mA load current)
	max. 1 per second (with inductive load)
	max. 16 per second (with nominal lamp load)
Reverse voltage resistance to short pulses	limited protection up to 0.5 A for 1 s
Behavior with overload	Shutdown with automatic restart
Behavior with inductive overload	Output can be destroyed
Signal delay	max. 100 μs (when switched on)
	max. 100 μs (when switched off, with at least 50 mA load current)
Overcurrent shut-down	as of 0.7 A
Output current with ground connection interrupt when switched off	< 1 mA

Product properties

Product type	I/O component
Product family	Axioline F
Type	block modular
Mounting position	any (no temperature derating)
Scope of supply	including bus base module and Axioline F connectors

Insulation characteristics

Overvoltage category	II (IEC 60664-1, EN 60664-1)
Pollution degree	2 (IEC 60664-1, EN 60664-1)

Electrical properties

Maximum power dissipation for nominal condition	1.15 W
---	--------

Potentials: Axioline F local bus supply (U_{Bus})

Supply voltage	5 V DC (via bus base module)
Current draw	max. 120 mA (up to HW 02)
	max. 60 mA (from HW 03)

Potentials: Supply for digital output modules (U_O)

Supply voltage	24 V DC
Supply voltage range	19.2 V DC ... 30 V DC (including all tolerances, including ripple)
Current draw	max. 8 A (provide external protection)

AXL F DO16/1 1H - Digital module



2688349

<https://www.phoenixcontact.com/us/products/2688349>

Protective circuit	Surge protection; electronic (35 V, 0.5 s)
	Reverse polarity protection; parallel diode; with external 5 A fuse (only for commissioning)
Electrical isolation/isolation of the voltage ranges	
Test voltage: 5 V supply of the local bus (U_{BUS}) / 24 V supply (I/Os)	500 V AC, 50 Hz, 1 min
Test voltage: 5 V supply of the local bus (U_{BUS}) / functional ground	500 V AC, 50 Hz, 1 min
Test voltage: 24 V supply (I/O) / functional ground	500 V AC, 50 Hz, 1 min

Connection data

Connection technology

Connection name	Axioline F connector
Note on the connection method	Please observe the information provided on conductor cross-sections in the "Axioline F: system and installation" user manual.
	Applications with UL approval: only use copper conductors.

Axioline F connector

Connection method	Push-in connection
Note on the connection method	Please observe the information provided on conductor cross-sections in the "Axioline F: system and installation" user manual.
	Applications with UL approval: only use copper conductors.
Conductor cross-section, rigid	0.2 mm ² ... 1.5 mm ²
Conductor cross-section, flexible	0.2 mm ² ... 1.5 mm ²
Conductor cross-section AWG	24 ... 16
Stripping length	8 mm

Environmental and real-life conditions

Ambient conditions

Ambient temperature (operation)	-25 °C ... 60 °C
Degree of protection	IP20
Air pressure (operation)	70 kPa ... 106 kPa (up to 3000 m above sea level)
Air pressure (storage/transport)	70 kPa ... 106 kPa (up to 3000 m above sea level)
Ambient temperature (storage/transport)	-40 °C ... 85 °C
Permissible humidity (operation)	5 % ... 95 % (non-condensing)
Permissible humidity (storage/transport)	5 % ... 95 % (non-condensing)

Standards and regulations

Protection class	III (IEC 61140, EN 61140, VDE 0140-1)
------------------	---------------------------------------

Mounting

Mounting type	DIN rail mounting
Mounting position	any (no temperature derating)

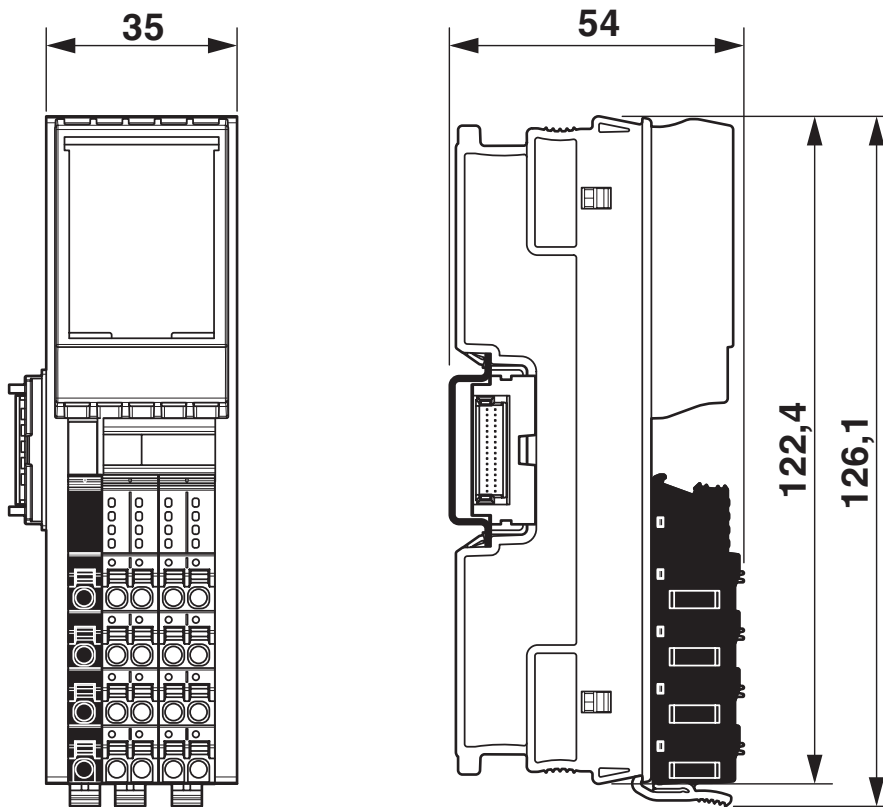
AXL F DO16/1 1H - Digital module

2688349

<https://www.phoenixcontact.com/us/products/2688349>

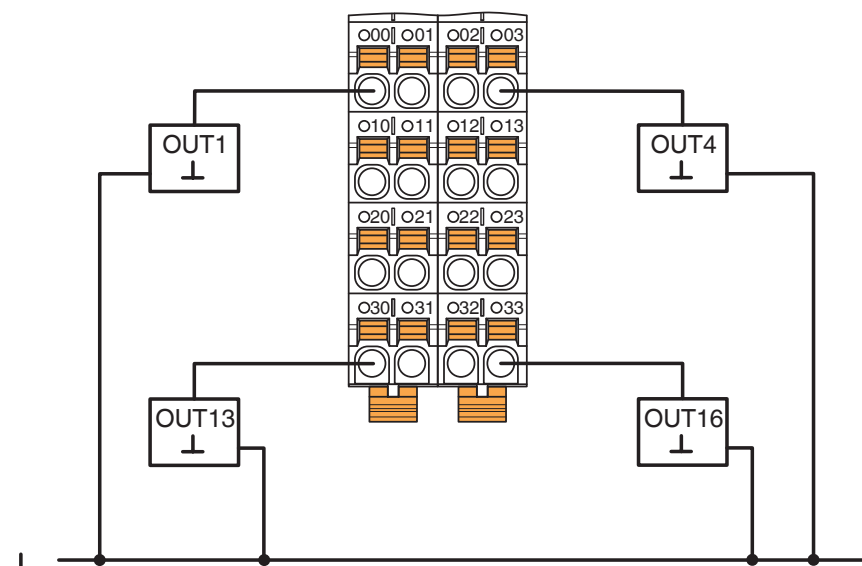
Drawings

Dimensional drawing



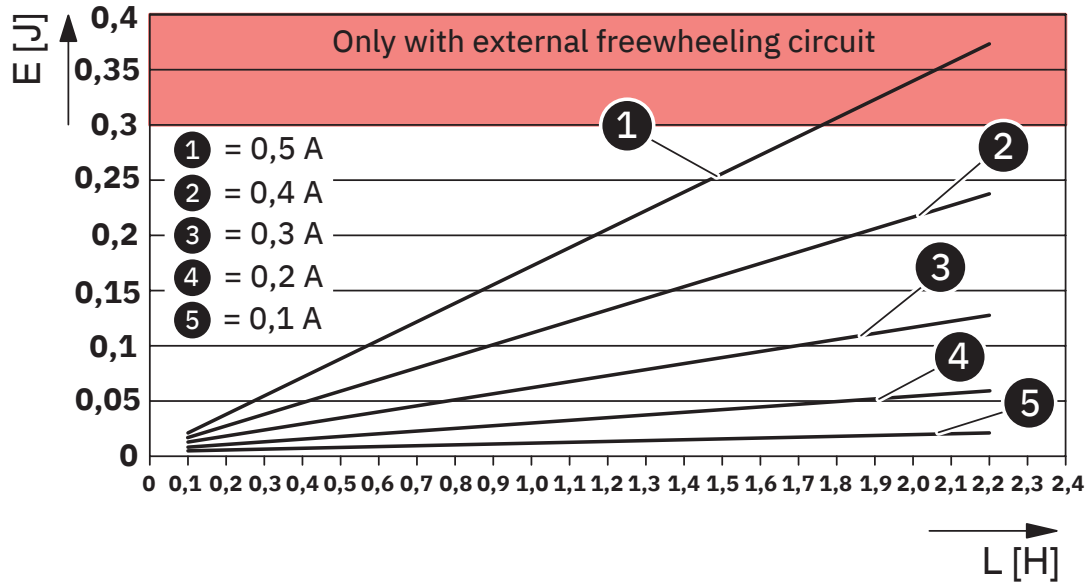
Dimensional drawing

Connection diagram



Connection example

Diagram



Maximum energy consumption of the outputs when switching off inductive loads

The diagram shows the maximum amount of energy that may be fed back into the corresponding output groups (outputs 1 to 4, 5 to 8, 9 to 12, 13 to 16) for each switch off procedure when switching off an inductive load without external freewheeling circuit.

The current data refers to the ohmic DC voltage component of the inductive load.

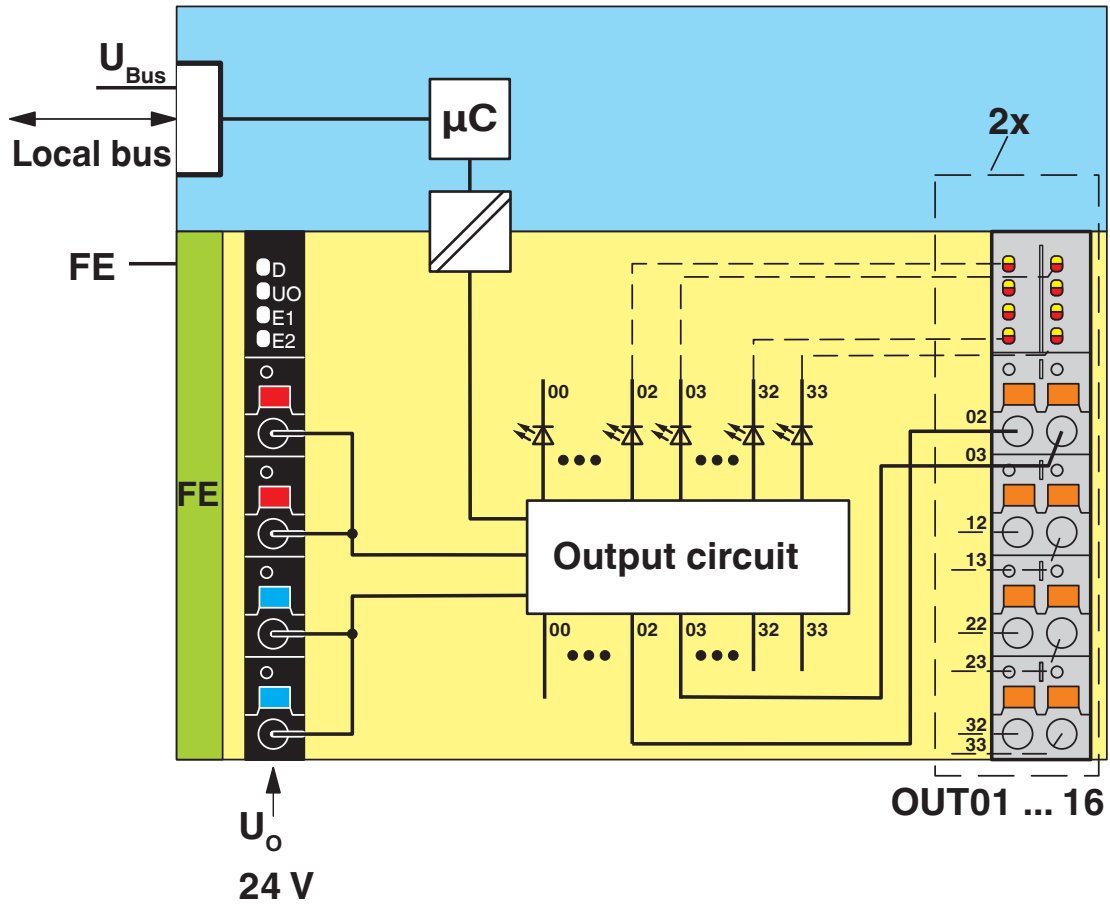
Note: Restrict freewheeling voltage to a maximum of -15 V when using an external freewheeling circuit. The external freewheeling circuit has no function in the event of a higher negative voltage.

AXL F DO16/1 1H - Digital module

2688349

<https://www.phoenixcontact.com/us/products/2688349>

Block diagram



Internal wiring of the terminal points

AXL F DO16/1 1H - Digital module



2688349

<https://www.phoenixcontact.com/us/products/2688349>

Approvals

To download certificates, visit the product detail page: <https://www.phoenixcontact.com/us/products/2688349>



DNV GL

Approval ID: TAA00000DF



LR

Approval ID: LR2480202TA-02



PRS

Approval ID: TE/1020/880590/21

BSH

Approval ID: 840



RINA

Approval ID: ELE008423XG001



cULus Listed

Approval ID: E238705



cULus Listed

Approval ID: E238705

AXL F DO16/1 1H - Digital module



2688349

<https://www.phoenixcontact.com/us/products/2688349>

Classifications

ECLASS

ECLASS-13.0	27242604
ECLASS-15.0	27242604

ETIM

ETIM 10.0	EC001599
-----------	----------

UNSPSC

UNSPSC 21.0	32151600
-------------	----------

AXL F DO16/1 1H - Digital module



2688349

<https://www.phoenixcontact.com/us/products/2688349>

Environmental product compliance

EU RoHS

Fulfills EU RoHS substance requirements	Yes
Exemption	7(a), 7(c)-I

China RoHS

Environment friendly use period (EFUP)	EFUP-50
	An article-related China RoHS declaration table can be found in the download area for the respective article under "Manufacturer declaration". For all articles with EFUP-E, no China RoHS declaration table issued and required.

EU REACH SVHC

REACH candidate substance (CAS No.)	Lead(CAS: 7439-92-1)
SCIP	e92a485a-c1ae-4609-adad-5d75805029a8

EF3.1 Climate Change

CO2e kg	15.71 kg CO2e
---------	---------------

Phoenix Contact 2026 © - all rights reserved
<https://www.phoenixcontact.com>

Phoenix Contact USA
586 Fulling Mill Road
Middletown, PA 17057, United States
(+717) 944-1300
info@phoenixcon.com