


FLKM-2KS50/BFI/SPT/CS/C-L - Passive module



2321842

<https://www.phoenixcontact.com/us/products/2321842>

Please be informed that the data shown in this PDF document is generated from our online catalog. Please find the complete data in the user documentation. Our general terms of use for downloads are valid.



Termination board for Yokogawa ADV 151, ADV 161, ADV 551 and ADV 561 I/O modules with a fuse for cable protection (5 x 20) and fuse failure display (LED) per channel. Redundant system connection.

The figure shows version FLKM-2KS50/BFI/SPT/CS

Commercial data

Item number	2321842
Packing unit	1 pc
Minimum order quantity	1 pc
Note	Made to order (non-returnable)
Sales key	C421
Product key	DK218N
GTIN	4046356350631
Weight per piece (including packing)	803 g
Weight per piece (excluding packing)	800 g
Customs tariff number	85369010
Country of origin	DE

FLKM-2KS50/BFI/SPT/CS/C-L - Passive module



2321842

<https://www.phoenixcontact.com/us/products/2321842>

Technical data

Product properties

Product type	Interface module
No. of channels	32
Operating mode	100% operating factor

Insulation characteristics

Insulation	Functional insulation
Overvoltage category	II
Pollution degree	2

Electrical properties

Nominal voltage U_N	24 V DC
	19.2 V DC ... 26.4 V DC
Max. current carrying capacity per branch	100 mA (observe derating)
Max. total current of all branches	4 A (observe derating)
Rated insulation voltage	50 V DC
Rated surge voltage	0.5 kV

Supported controller: YOKOGAWA CS3000 CentumVP

Suitable I/O card	ADV151
	ADV161
	ADV551
	ADV561

Supported controller: YOKOGAWA STARDOM

Suitable I/O card	NFDV151
	NFDV161
	NFDV551
	NFDV561

Output data

K1 (alarm)

Contact switching type	1 N/O contact
Type of switch contact	Double contact
Contact material	AgNi, 5 μ m hard gold-plated
Maximum switching voltage	< 25 V AC
	48 V DC
Limiting continuous current	1 A
Min. switching current	1 mA
Interrupting rating (ohmic load) max.	24 W (24 V DC)
	48 W (48 V DC)
	25 VA (25 V AC)

FLKM-2KS50/BFI/SPT/CS/C-L - Passive module



2321842

<https://www.phoenixcontact.com/us/products/2321842>

Mechanical service life	approx. 2×10^7 cycles
-------------------------	--------------------------------

Connection data

Field level

Connection method	Spring-cage connection
Conductor cross-section rigid	0.2 mm ² ... 4 mm ²
Conductor cross-section flexible	0.2 mm ² ... 2.5 mm ²
Conductor cross-section AWG	24 ... 12

Controller level

Connection method	Yokogawa, KS compatible
Number of connections	2
Number of positions	50
Note	Usable system cables: Phoenix Contact YUC50, Yokogawa AKB331
Tightening torque	0.5 Nm

Signaling

Status display	LED (red)
Status display present	yes, if the fuse fails
Operating voltage display	Green LED

Dimensions

Item dimensions

Width	343.4 mm
Height	125.4 mm
Depth	70.8 mm

Environmental and real-life conditions

Ambient conditions

Degree of protection	IP00
Ambient temperature (operation)	-20 °C ... 50 °C
Ambient temperature (storage/transport)	-20 °C ... 70 °C
Altitude	≤ 2000 m

Standards and regulations

Standards/regulations	EN IEC 60664-1
-----------------------	----------------

Mounting

Mounting type	DIN rail mounting
Assembly note	in rows with zero spacing
Mounting position	any

Notes

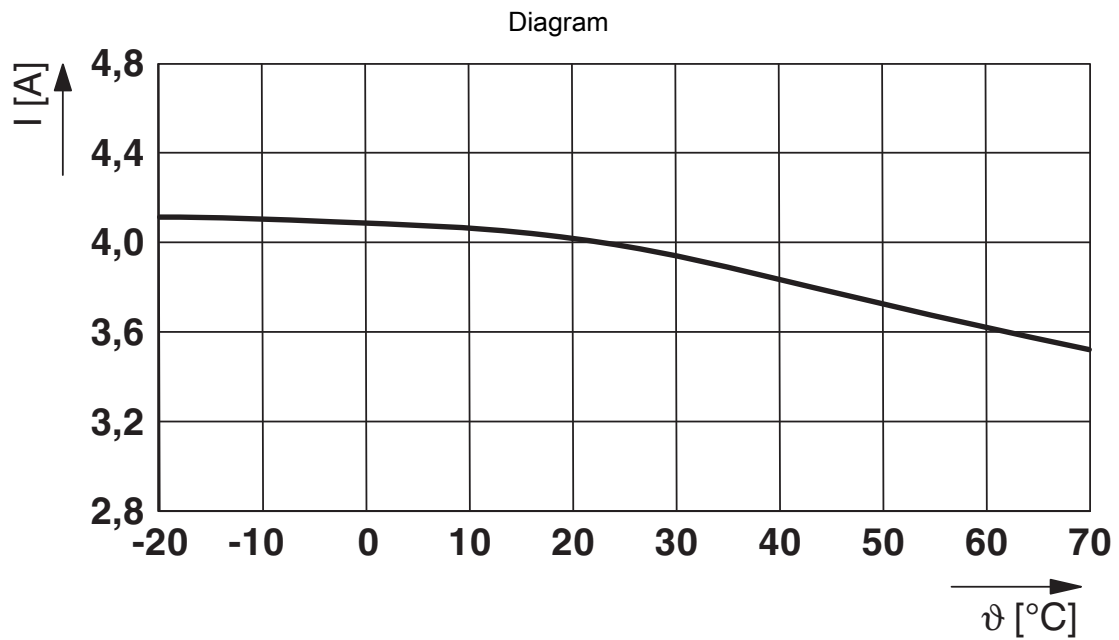
FLKM-2KS50/BFI/SPT/CS/C-L - Passive module



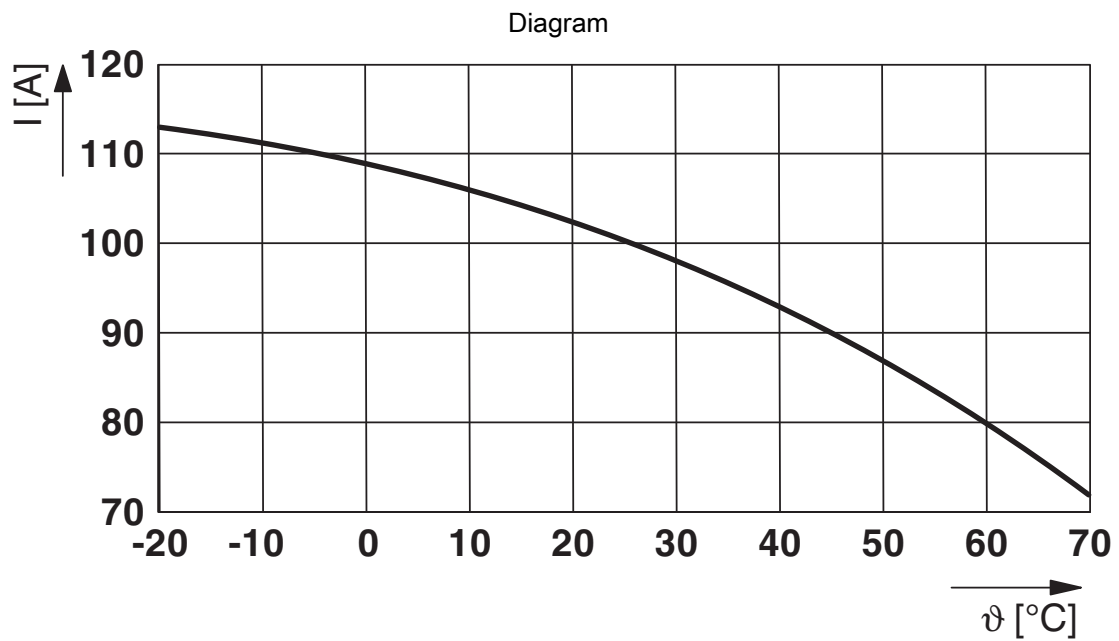
2321842

<https://www.phoenixcontact.com/us/products/2321842>

Notes on operation	Voltage monitoring on the module does not work in combination with upstream HESILED fuse terminal blocks with integrated LED display.
Notes on operation	Do not connect adjacent channels to SELV/ PELV and voltages dangerous to the touch.
Notes on operation	No additional touch protection is required when using a SELV/PELV voltage (≤ 25 V AC or 60 V DC).
Notes on operation	Against adjacent modules in the support rail direction at least one functional insulation on the output-side is complied with. If the application has higher requirements on the insulation (basic insulation or reinforced insulation), then these must be realized through suitable measures (e. g. partition plates).
Notes on operation	For proper use, the specifications of the installation directive (see Downloads) must be observed. For applications or use with third-party products, the specifications, and the safety and warning instructions of the respective third-party manufacturer must also be met.



Derating curve: 4 A fuse



Derating curve: 100 mA fuse


FLKM-2KS50/BFI/SPT/CS/C-L - Passive module



2321842

<https://www.phoenixcontact.com/us/products/2321842>

Circuit diagram



FLKM-2KS50/BFI/SPT/CS/C-L - Passive module



2321842

<https://www.phoenixcontact.com/us/products/2321842>

Classifications

ECLASS

ECLASS-13.0	27141152
ECLASS-15.0	27141152

ETIM

ETIM 9.0	EC002780
----------	----------

UNSPSC

UNSPSC 21.0	39121400
-------------	----------

FLKM-2KS50/BFI/SPT/CS/C-L - Passive module



2321842

<https://www.phoenixcontact.com/us/products/2321842>

Environmental product compliance

EU RoHS

Fulfills EU RoHS substance requirements	Yes
Exemption	6(c), 7(a), 7(c)-I

China RoHS

Environment friendly use period (EFUP)	EFUP-50
	An article-related China RoHS declaration table can be found in the download area for the respective article under "Manufacturer declaration". For all articles with EFUP-E, no China RoHS declaration table issued and required.

EU REACH SVHC

REACH candidate substance (CAS No.)	Lead(CAS: 7439-92-1)
SCIP	b63c888e-991e-4ab0-ba46-df52928fea42

Phoenix Contact 2026 © - all rights reserved

<https://www.phoenixcontact.com>

Phoenix Contact USA
586 Fulling Mill Road
Middletown, PA 17057, United States
(+717) 944-1300
info@phoenixcon.com