

# CABLE-FLK50/OE/0,14/ 50 - Cable



2305871

<https://www.phoenixcontact.com/us/products/2305871>

Please be informed that the data shown in this PDF document is generated from our online catalog. Please find the complete data in the user documentation. Our general terms of use for downloads are valid.



Round cable set; connection 1: Single wires (50-position) (The wires are marked and fitted with ferrules); connection 2: IDC/FLK socket strip (1x 50-position); cable length: 0.5 m

## Your advantages

- 20 and 50-pos.
- Connector in accordance with IEC 60603-13
- 1:1 connection
- Open end at one end

## Commercial data

Item number	2305871
Packing unit	1 pc
Minimum order quantity	1 pc
Note	Made to order (non-returnable)
Sales key	C421
Product key	DK2213
GTIN	4046356039208
Weight per piece (including packing)	105.6 g
Weight per piece (excluding packing)	101.9 g
Customs tariff number	85444290
Country of origin	DE

# CABLE-FLK50/OE/0,14/ 50 - Cable



2305871

<https://www.phoenixcontact.com/us/products/2305871>

## Technical data

### Product properties

Product type	System cable
--------------	--------------

### Environmental and real-life conditions

#### Ambient conditions

Degree of protection	IP00
Degree of protection (Installation location)	≥ IP54 (Installation location)
Ambient temperature (operation) (fixed installation)	-40 °C ... 70 °C (fixed installation)
Ambient temperature (operation) (flexible installation)	-10 °C ... 70 °C (flexible installation)
Ambient temperature (storage/transport)	-40 °C ... 80 °C
Altitude	≤ 2000 m

### Electrical properties

Operating voltage (AC)	≤ 30 V AC
Operating voltage (DC)	≤ 60 V DC
Nominal operating mode	100% operating factor
Current (Per path, 50°C)	≤ 1 A (Uncoiled, see derating)
Current (Per path, 70°C)	≤ 0.6 A (Uncoiled, see derating)

### Cable/line

Cable length	0.5 m
--------------	-------

#### 50X0.14 [PVC]

UL AWM Style	2464/1061
Number of positions	50
Shielded	no
Cable type	50X0.14 [PVC]
Conductor type	Round cable set
Conductor structure signal line	7x 0.16 mm
AWG signal line	26
Conductor cross-section	50x 0.14 mm <sup>2</sup>
Wire diameter incl. insulation	1 mm ±0.03 mm
External cable diameter	10.30 mm ±0.4 mm
Outer sheath, material	Semi-rigid PVC
External sheath, color	gray
Conductor material	Tin-plated Cu litz wires
Cable resistance	≤ 145 Ω/km (20 °C)
Insulation resistance	≥ 20 MΩ*km (20 °C)
Smallest bending radius, fixed installation	86 mm
Smallest bending radius, movable installation	161 mm
Dynamic load capacity (bending)	Max. bending cycles: 5000 (at a radius of ≥ 15x outside diameter)

# CABLE-FLK50/OE/0,14/ 50 - Cable



2305871

<https://www.phoenixcontact.com/us/products/2305871>

Halogen-free	no
Flame resistance	IEC 60332-1-2 (raw cable)
	VDE 0842, Part 332-1-2 (raw cable)
	IEC 60332-3-22 (raw cable)
	UL VW-1
	CSA FT-1
Resistance to oil	can withstand occasional splashes (raw cable)
Cable type	Cable for one module

## Color code: Single-core wire

black	IDC/FLK50 (1) = ()
brown	IDC/FLK50 (2) = ()
red	IDC/FLK50 (3) = ()
orange	IDC/FLK50 (4) = ()
yellow	IDC/FLK50 (5) = ()
green	IDC/FLK50 (6) = ()
blue	IDC/FLK50 (7) = ()
violet	IDC/FLK50 (8) = ()
gray	IDC/FLK50 (9) = ()
white	IDC/FLK50 (10) = ()
white-black	IDC/FLK50 (11) = ()
white-brown	IDC/FLK50 (12) = ()
white-red	IDC/FLK50 (13) = ()
white-orange	IDC/FLK50 (14) = ()
white-yellow	IDC/FLK50 (15) = ()
white-green	IDC/FLK50 (16) = ()
white-blue	IDC/FLK50 (17) = ()
white-violet	IDC/FLK50 (18) = ()
white-gray	IDC/FLK50 (19) = ()
brown-black	IDC/FLK50 (20) = ()
brown-red	IDC/FLK50 (21) = ()
brown-orange	IDC/FLK50 (22) = ()
brown-yellow	IDC/FLK50 (23) = ()
brown-green	IDC/FLK50 (24) = ()
brown-blue	IDC/FLK50 (25) = ()
brown-violet	IDC/FLK50 (26) = ()
brown-gray	IDC/FLK50 (27) = ()
brown-white	IDC/FLK50 (28) = ()
green-black	IDC/FLK50 (29) = ()
green-brown	IDC/FLK50 (30) = ()
green-red	IDC/FLK50 (31) = ()
green-orange	IDC/FLK50 (32) = ()
green-blue	IDC/FLK50 (33) = ()
green-violet	IDC/FLK50 (34) = ()

# CABLE-FLK50/OE/0,14/ 50 - Cable




2305871

<https://www.phoenixcontact.com/us/products/2305871>

green-gray	IDC/FLK50 (35) = ()
green-white	IDC/FLK50 (36) = ()
yellow-black	IDC/FLK50 (37) = ()
yellow-brown	IDC/FLK50 (38) = ()
yellow-red	IDC/FLK50 (39) = ()
yellow-orange	IDC/FLK50 (40) = ()
yellow-blue	IDC/FLK50 (41) = ()
yellow-violet	IDC/FLK50 (42) = ()
yellow-gray	IDC/FLK50 (43) = ()
yellow-white	IDC/FLK50 (44) = ()
gray-black	IDC/FLK50 (45) = ()
gray-brown	IDC/FLK50 (46) = ()
gray-red	IDC/FLK50 (47) = ()
gray-orange	IDC/FLK50 (48) = ()
gray-yellow	IDC/FLK50 (49) = ()
gray-green	IDC/FLK50 (50) = ()

## Connection data

### Connection 1

Connection method	Single wires
Stripping length (Sheath)	≈  mm
Number of positions	50
Note	The wires are marked and fitted with ferrules

### Connection 2


Connection in acc. with standard	IEC 60603-13 (in compliance)
Connection method	IDC/FLK socket strip
Number of connections	1
Number of positions	50
Insertion/withdrawal cycles	> 50
Pitch	2.54 mm

## Notes

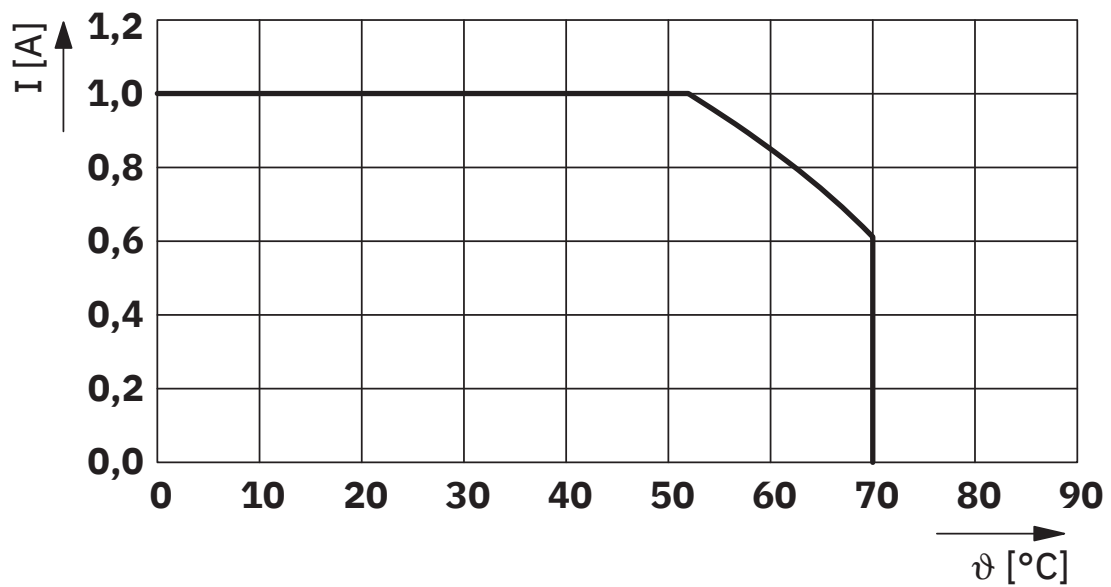
Notes on operation	For proper use, the specifications of the installation directive (see Downloads) must be observed. For applications or use with third-party products, the specifications, and the safety and warning instructions of the respective third-party manufacturer must also be met.
--------------------	--

## Drawings

Schematic diagram



Diagram



Maximum permissible current per path in uncoiled state

# CABLE-FLK50/OE/0,14/ 50 - Cable



2305871

<https://www.phoenixcontact.com/us/products/2305871>

## Approvals

To download certificates, visit the product detail page: <https://www.phoenixcontact.com/us/products/2305871>



**EAC**

Approval ID: RU\*-DE.HB\*35.B00385



**UL Listed**

Approval ID: E238705

	Nominal voltage $U_N$	Nominal current $I_N$	Cross section AWG	Cross section $\text{mm}^2$
keine				
	125 V	1 A	-	-



**cUL Listed**

Approval ID: E238705

	Nominal voltage $U_N$	Nominal current $I_N$	Cross section AWG	Cross section $\text{mm}^2$
keine				
	125 V	1 A	-	-

# CABLE-FLK50/OE/0,14/ 50 - Cable



2305871

<https://www.phoenixcontact.com/us/products/2305871>

## Classifications

### ECLASS

ECLASS-13.0	27242220
ECLASS-15.0	27242220

### ETIM

ETIM 10.0	EC000237
-----------	----------

### UNSPSC

UNSPSC 21.0	26121600
-------------	----------

# CABLE-FLK50/OE/0,14/ 50 - Cable



2305871

<https://www.phoenixcontact.com/us/products/2305871>

## Environmental product compliance

### EU RoHS

Fulfills EU RoHS substance requirements	Yes, No exemptions
---	--------------------

### China RoHS

Environment friendly use period (EFUP)	EFUP-E
	No hazardous substances above the limits

### EU REACH SVHC

REACH candidate substance (CAS No.)	No substance above 0.1 wt%
-------------------------------------	----------------------------

Phoenix Contact 2026 © - all rights reserved  
<https://www.phoenixcontact.com>

Phoenix Contact USA  
586 Fulling Mill Road  
Middletown, PA 17057, United States  
(+717) 944-1300  
[info@phoenixcon.com](mailto:info@phoenixcon.com)