

CABLE D-SUB-S/.../.../... - Cable

2302340

<https://www.phoenixcontact.com/us/products/2302340>

Please be informed that the data shown in this PDF document is generated from our online catalog. Please find the complete data in the user documentation. Our general terms of use for downloads are valid.



Shielded round cable, assembled with one D-SUB female and pin strip (9-, 15-, 25-, 37-, or 50-pos.), variable cable length

The figure shows a 50-pos. version

Commercial data

Item number	2302340
Packing unit	1 pc
Minimum order quantity	1 pc
Note	Made to order (non-returnable)
Sales key	C492
Product key	DK2252
Weight per piece (excluding packing)	0.1 MGM
Customs tariff number	85444290
Country of origin	DE

CABLE D-SUB-S/.../.../... - Cable



2302340

<https://www.phoenixcontact.com/us/products/2302340>

Technical data

Product properties

Product type	System cable
--------------	--------------

Environmental and real-life conditions

Ambient conditions

Degree of protection	IP20
Degree of protection (Installation location)	≥ IP54 (Installation location)
Ambient temperature (operation) (fixed installation)	-40 °C ... 70 °C (fixed installation)
Ambient temperature (operation) (flexible installation)	-10 °C ... 70 °C (flexible installation)
Ambient temperature (storage/transport)	-40 °C ... 80 °C
Altitude	≤ 2000 m

Electrical properties

Operating voltage (AC)	≤ 30 V AC
Operating voltage (DC)	≤ 60 V DC
Nominal operating mode	100% operating factor
Current (Per path)	≤ 2 A (Uncoiled, see derating)

Supported controller: ABB S800 I/O

Suitable I/O card	DI810
	DI811
	DI814
	DI818
	DI830
	DI831
	DI840
	DI885
	DO810
	DO814
	DO818
	DO840
	DP820
	DP840
	AI810
	AI820
	AI830
	AI835
	AI845
	AO810
AO820	

CABLE D-SUB-S/.../.../... - Cable



2302340

<https://www.phoenixcontact.com/us/products/2302340>

Cable/line

Cable length	variable
--------------	----------

9X0.25 [PVC]

UL AWM Style	2464/1061
Number of positions	9
Shielded	yes
Cable type	9X0.25 [PVC]
Conductor type	Assembled shielded round cable
Conductor structure signal line	14x 0.15 mm
AWG signal line	24
Conductor cross-section	9x 0.25 mm ²
Wire diameter incl. insulation	1.2 mm ±0.05 mm
External cable diameter	6.70 mm ±0.5 mm
Outer sheath, material	Semi-rigid PVC
External sheath, color	gray
Conductor material	Bare Cu litz wires
Cable resistance	≤ 80 Ω/km (20 °C)
Insulation resistance	≥ 20 MΩ*km (20 °C)
Nominal voltage, cable	300 V AC/DC
Smallest bending radius, fixed installation	58 mm
Smallest bending radius, movable installation	108 mm
Dynamic load capacity (bending)	Max. bending cycles: 5000 (at a radius of ≥ 15x outside diameter)
Halogen-free	no
Flame resistance	IEC 60332-1-2 (raw cable) VDE 0842, Part 332-1-2 (raw cable) IEC 60332-3-22 (raw cable) UL VW-1 CSA FT-1
Resistance to oil	can withstand occasional splashes (raw cable)

15X0.25 [PVC]

UL AWM Style	2464/1061
Number of positions	15
Shielded	yes
Cable type	15X0.25 [PVC]
Conductor type	Assembled shielded round cable
Conductor structure signal line	14x 0.15 mm
AWG signal line	24
Conductor cross-section	15x 0.25 mm ²
Wire diameter incl. insulation	1.2 mm ±0.05 mm
External cable diameter	7.90 mm ±0.5 mm
Outer sheath, material	Semi-rigid PVC

CABLE D-SUB-S/.../.../... - Cable



2302340

<https://www.phoenixcontact.com/us/products/2302340>

External sheath, color	gray
Conductor material	Bare Cu litz wires
Cable resistance	$\leq 80 \Omega/\text{km}$ (at 20 °C)
Insulation resistance	$\geq 20 \text{ M}\Omega \cdot \text{km}$ (at 20 °C)
Smallest bending radius, fixed installation	67 mm
Smallest bending radius, movable installation	126 mm
Dynamic load capacity (bending)	Max. bending cycles: 5000 (at a radius of $\geq 15x$ outside diameter)
Halogen-free	no
Flame resistance	IEC 60332-1-2 (raw cable)
	VDE 0842, Part 332-1-2 (raw cable)
	IEC 60332-3-22 (raw cable)
	UL VW-1
	CSA FT-1
Resistance to oil	can withstand occasional splashes (raw cable)

25X0.25 [PVC]

UL AWM Style	2464/1061
Number of positions	25
Shielded	yes
Cable type	25X0.25 [PVC]
Conductor type	Assembled shielded round cable
Conductor structure signal line	14x 0.15 mm
AWG signal line	24
Conductor cross-section	25x 0.25 mm ²
Wire diameter incl. insulation	1.2 mm ± 0.05 mm
External cable diameter	9.80 mm ± 0.5 mm
Outer sheath, material	Semi-rigid PVC
External sheath, color	gray
Conductor material	Bare Cu litz wires
Cable resistance	$\leq 80 \Omega/\text{km}$ (at 20 °C)
Insulation resistance	$\geq 20 \text{ M}\Omega \cdot \text{km}$ (at 20 °C)
Smallest bending radius, fixed installation	82 mm
Smallest bending radius, movable installation	155 mm
Dynamic load capacity (bending)	Max. bending cycles: 5000 (at a radius of $\geq 15x$ outside diameter)
Halogen-free	no
Flame resistance	IEC 60332-1-2 (raw cable)
	VDE 0842, Part 332-1-2 (raw cable)
	IEC 60332-3-22 (raw cable)
	UL VW-1
	CSA FT-1
Resistance to oil	can withstand occasional splashes (raw cable)

37X0.25 [PVC]

CABLE D-SUB-S/.../.../... - Cable



2302340

<https://www.phoenixcontact.com/us/products/2302340>

UL AWM Style	2464/1061
Number of positions	37
Shielded	yes
Cable type	37X0.25 [PVC]
Conductor type	Assembled shielded round cable
Conductor structure signal line	14x 0.15 mm
AWG signal line	24
Conductor cross-section	37x 0.25 mm ²
Wire diameter incl. insulation	1.2 mm ±0.05 mm
External cable diameter	10.80 mm ±0.5 mm
Outer sheath, material	Semi-rigid PVC
External sheath, color	gray
Conductor material	Bare Cu litz wires
Cable resistance	≤ 80 Ω/km (at 20 °C)
Insulation resistance	≥ 20 MΩ*km (at 20 °C)
Smallest bending radius, fixed installation	90 mm
Smallest bending radius, movable installation	170 mm
Dynamic load capacity (bending)	Max. bending cycles: 5000 (at a radius of ≥ 15x outside diameter)
Halogen-free	no
Flame resistance	IEC 60332-1-2 (raw cable)
	VDE 0842, Part 332-1-2 (raw cable)
	IEC 60332-3-22 (raw cable)
	UL VW-1
	CSA FT-1
Resistance to oil	can withstand occasional splashes (raw cable)

50X0.25 [PVC]

UL AWM Style	2464/1061
Number of positions	50
Shielded	yes
Cable type	50X0.25 [PVC]
Conductor type	Assembled shielded round cable
Conductor structure signal line	14x 0.15 mm
AWG signal line	24
Conductor cross-section	50x 0.25 mm ²
Wire diameter incl. insulation	1.2 mm ±0.05 mm
External cable diameter	12.40 mm ±0.5 mm
Outer sheath, material	Semi-rigid PVC
External sheath, color	gray
Conductor material	Bare Cu litz wires
Cable resistance	≤ 80 Ω/km (at 20 °C)
Insulation resistance	≥ 20 MΩ*km (at 20 °C)
Smallest bending radius, fixed installation	106 mm

CABLE D-SUB-S/.../.../... - Cable



2302340

<https://www.phoenixcontact.com/us/products/2302340>

Smallest bending radius, movable installation	200 mm
Halogen-free	no
Flame resistance	IEC 60332-1-2 (raw cable)
	VDE 0842, Part 332-1-2 (raw cable)
	IEC 60332-3-22 (raw cable)
	UL VW-1
	CSA FT-1
Resistance to oil	can withstand occasional splashes (raw cable)
Cable type	Cable for one module

Color code: Single-core wire

white	D-SUB50 (1) = D-SUB50 (1)
brown	D-SUB50 (2) = D-SUB50 (2)
green	D-SUB50 (3) = D-SUB50 (3)
yellow	D-SUB50 (4) = D-SUB50 (4)
gray	D-SUB50 (5) = D-SUB50 (5)
pink	D-SUB50 (6) = D-SUB50 (6)
blue	D-SUB50 (7) = D-SUB50 (7)
red	D-SUB50 (8) = D-SUB50 (8)
black (9-position)	D-SUB50 (9) = D-SUB50 (9)
violet	D-SUB50 (10) = D-SUB50 (10)
gray-pink	D-SUB50 (11) = D-SUB50 (11)
red-blue	D-SUB50 (12) = D-SUB50 (12)
white-green	D-SUB50 (13) = D-SUB50 (13)
brown-green	D-SUB50 (14) = D-SUB50 (14)
white-yellow (15-position)	D-SUB50 (15) = D-SUB50 (15)
yellow-brown	D-SUB50 (16) = D-SUB50 (16)
white-gray	D-SUB50 (17) = D-SUB50 (17)
gray-brown	D-SUB50 (18) = D-SUB50 (18)
white-pink	D-SUB50 (19) = D-SUB50 (19)
pink-brown	D-SUB50 (20) = D-SUB50 (20)
white-blue	D-SUB50 (21) = D-SUB50 (21)
brown-blue	D-SUB50 (22) = D-SUB50 (22)
white-red	D-SUB50 (23) = D-SUB50 (23)
brown-red	D-SUB50 (24) = D-SUB50 (24)
white-black (25-position)	D-SUB50 (25) = D-SUB50 (25)
brown-black	D-SUB50 (26) = D-SUB50 (26)
gray-green	D-SUB50 (27) = D-SUB50 (27)
yellow-gray	D-SUB50 (28) = D-SUB50 (28)
pink-green	D-SUB50 (29) = D-SUB50 (29)
yellow-pink	D-SUB50 (30) = D-SUB50 (30)
green-blue	D-SUB50 (31) = D-SUB50 (31)
yellow-blue	D-SUB50 (32) = D-SUB50 (32)
green-red	D-SUB50 (33) = D-SUB50 (33)

CABLE D-SUB-S/.../.../... - Cable



2302340

<https://www.phoenixcontact.com/us/products/2302340>

yellow-red	D-SUB50 (34) = D-SUB50 (34)
green-black	D-SUB50 (35) = D-SUB50 (35)
yellow-black	D-SUB50 (36) = D-SUB50 (36)
gray-blue (37-position)	D-SUB50 (37) = D-SUB50 (37)
pink-blue	D-SUB50 (38) = D-SUB50 (38)
gray-red	D-SUB50 (39) = D-SUB50 (39)
pink-red	D-SUB50 (40) = D-SUB50 (40)
gray-black	D-SUB50 (41) = D-SUB50 (41)
pink-black	D-SUB50 (42) = D-SUB50 (42)
blue-black	D-SUB50 (43) = D-SUB50 (43)
red-black	D-SUB50 (44) = D-SUB50 (44)
white-brown-black	D-SUB50 (45) = D-SUB50 (45)
yellow-green-black	D-SUB50 (46) = D-SUB50 (46)
gray-pink-black	D-SUB50 (47) = D-SUB50 (47)
blue-red-black	D-SUB50 (48) = D-SUB50 (48)
white-green-black	D-SUB50 (49) = D-SUB50 (49)
green-brown-black (50-position)	D-SUB50 (50) = D-SUB50 (50)

Connection data

Connection 1

Connection in acc. with standard	IEC 60807-2
	DIN 41652
Connection method	D-SUB pin strip
Screw thread	UNC 4-40
Number of connections	1
Number of positions	9
	15
	25
	37
	50
Tightening torque	0.2 Nm
Insertion/withdrawal cycles	> 200

Field level

Connection in acc. with standard	IEC 60807-2
	DIN 41652
Connection method	D-SUB socket strip
Screw thread	UNC 4-40
Number of connections	1
Number of positions	9
	15
	25
	37
	50

CABLE D-SUB-S/.../.../... - Cable



2302340

<https://www.phoenixcontact.com/us/products/2302340>

Tightening torque	0.2 Nm
Insertion/withdrawal cycles	> 200

Notes

Notes on operation	For proper use, the specifications of the installation directive (see Downloads) must be observed. For applications or use with third-party products, the specifications, and the safety and warning instructions of the respective third-party manufacturer must also be met.
--------------------	--

CABLE D-SUB-S/.../.../... - Cable





2302340


<https://www.phoenixcontact.com/us/products/2302340>


Approvals


To download certificates, visit the product detail page: <https://www.phoenixcontact.com/us/products/2302340>

 CSA Approval ID: 70002966				
	Nominal voltage U_N	Nominal current I_N	Cross section AWG	Cross section mm^2
keine				
	125 V	1 A	-	-

 cUL Recognized Approval ID: E238705				
	Nominal voltage U_N	Nominal current I_N	Cross section AWG	Cross section mm^2
keine				
	125 V	2 A	-	-

 UL Recognized Approval ID: E238705				
	Nominal voltage U_N	Nominal current I_N	Cross section AWG	Cross section mm^2
keine				
	125 V	2 A	-	-

 EAC Approval ID: RU*-DE.HB*35.B00385				
--	--	--	--	--

 cULus Listed Approval ID: E238705 V22/S5				
--	--	--	--	--

CABLE D-SUB-S/.../.../... - Cable



2302340

<https://www.phoenixcontact.com/us/products/2302340>

Classifications

ECLASS

ECLASS-13.0	27242220
ECLASS-15.0	27242220

ETIM

ETIM 10.0	EC000237
-----------	----------

UNSPSC

UNSPSC 21.0	26121600
-------------	----------

CABLE D-SUB-S/.../.../... - Cable



2302340

<https://www.phoenixcontact.com/us/products/2302340>

Environmental product compliance

EU RoHS

Fulfills EU RoHS substance requirements	Yes
Exemption	6(a)

China RoHS

Environment friendly use period (EFUP)	EFUP-50
	An article-related China RoHS declaration table can be found in the download area for the respective article under "Manufacturer declaration". For all articles with EFUP-E, no China RoHS declaration table issued and required.

EU REACH SVHC

REACH candidate substance (CAS No.)	Lead(CAS: 7439-92-1)
-------------------------------------	----------------------

Phoenix Contact 2026 © - all rights reserved
<https://www.phoenixcontact.com>

Phoenix Contact USA
586 Fulling Mill Road
Middletown, PA 17057, United States
(+717) 944-1300
info@phoenixcon.com