


# FLKM 10 - Termination board

2281018

<https://www.phoenixcontact.com/us/products/2281018>



Please be informed that the data shown in this PDF document is generated from our online catalog. Please find the complete data in the user documentation. Our general terms of use for downloads are valid.



VARIOFACE module, with screw connection and flat-ribbon cable connector, for mounting on NS 32 or NS 35/7.5, with pin strip and short and long locking latches for socket strips, 10-pos.

The figure shows a 40-position version

## Commercial data

Item number	2281018
Packing unit	10 pc
Minimum order quantity	1 pc
Sales key	C422
Product key	DK2181
GTIN	4017918054465
Weight per piece (including packing)	68.29 g
Weight per piece (excluding packing)	58.514 g
Customs tariff number	85369010
Country of origin	DE

# FLKM 10 - Termination board



2281018

<https://www.phoenixcontact.com/us/products/2281018>

## Technical data

### Product properties

Product type	Interface module
Product family	VARIOFACE
Number of positions	10
No. of channels	8

### Insulation characteristics: Air clearances and creepage distances

Insulation	Functional insulation
Overvoltage category	II
Pollution degree	2

### Electrical properties

Operating voltage (AC)	≤ 30 V AC
Operating voltage (DC)	≤ 60 V DC
Current (per branch)	≤ 1 A

### Air clearances and creepage distances

Rated insulation voltage	63 V
Rated surge voltage	0.6 kV (1.2/50 μs)

### Supported controller: EMERSON DeltaV

Suitable I/O card	VE4002S1T2B4
-------------------	--------------

## Connection data

### Connection 1 (control level)

Connection in acc. with standard	IEC 60603-13
Connection method	IDC/FLK pin strip
Number of connections	1
Number of positions	10
Insertion/withdrawal cycles	> 50
Pitch	2.54 mm

### Connection 2 (field level)

Connection method	Screw connection
Stripping length	7 mm
Screw thread	M3
Number of positions	10
Conductor cross-section rigid	0.2 mm <sup>2</sup> ... 4 mm <sup>2</sup>
Conductor cross-section rigid (2 conductors with same cross section)	0.2 mm <sup>2</sup> ... 1.5 mm <sup>2</sup>
Conductor cross-section flexible	0.2 mm <sup>2</sup> ... 2.5 mm <sup>2</sup>
	0.25 mm <sup>2</sup> ... 1.5 mm <sup>2</sup> (Ferrule without plastic sleeve)
	0.25 mm <sup>2</sup> ... 2.5 mm <sup>2</sup> (Ferrule with plastic sleeve)

# FLKM 10 - Termination board



2281018

<https://www.phoenixcontact.com/us/products/2281018>

Conductor cross-section flexible (2 conductors with same cross section)	0.2 mm <sup>2</sup> ... 1.5 mm <sup>2</sup>
	0.25 mm <sup>2</sup> ... 0.75 mm <sup>2</sup> (Ferrule without plastic sleeve)
	0.5 mm <sup>2</sup> ... 0.5 mm <sup>2</sup> (TWIN ferrule with plastic sleeve)
Conductor cross-section AWG	24 ... 12
Tightening torque	0.5 Nm ... 0.6 Nm
Pitch	5.08 mm

## Signaling

Status display present	no
------------------------	----

## Dimensions

### Item dimensions

Width	33.65 mm
Height	77 mm
Depth	57.47 mm

## Material specifications

Color	green (RAL 6021)
Housing insulation material	Polyamide 6 green

## Environmental and real-life conditions

### Ambient conditions

Degree of protection (Module)	IP00
Degree of protection (Installation location)	≥ IP54
Ambient temperature (operation)	-20 °C ... 50 °C
Ambient temperature (storage/transport)	-20 °C ... 70 °C
Altitude	≤ 2000 m

## Approvals

### UKCA

Certificate	UKCA-compliant
-------------	----------------

## Standards and regulations

### Air clearances and creepage distances

Standards/regulations	EN IEC 60664-1
-----------------------	----------------

## Mounting

Mounting type	DIN rail mounting
Mounting position	any

## Notes

Notes on operation	For proper use, the specifications of the installation directive (see Downloads) must be observed. For applications or use with third-party products, the specifications, and the safety and warning
--------------------	--

# FLKM 10 - Termination board

2281018

<https://www.phoenixcontact.com/us/products/2281018>



instructions of the respective third-party manufacturer must also be met.

# FLKM 10 - Termination board

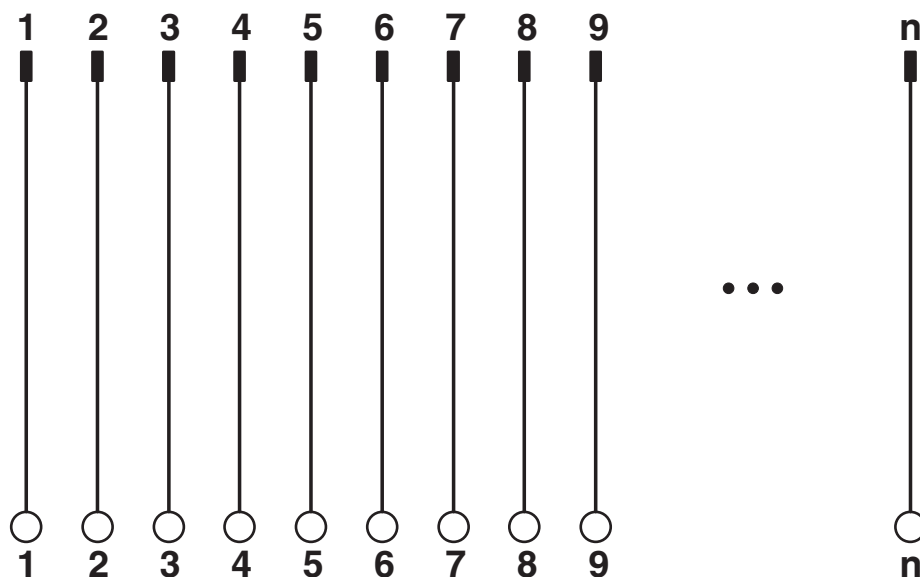
2281018

<https://www.phoenixcontact.com/us/products/2281018>



## Drawings

Circuit diagram



# FLKM 10 - Termination board





2281018

<https://www.phoenixcontact.com/us/products/2281018>

## Approvals

To download certificates, visit the product detail page: <https://www.phoenixcontact.com/us/products/2281018>

 <b>cUL Recognized</b> Approval ID: E118976				
	Nominal voltage $U_N$	Nominal current $I_N$	Cross section AWG	Cross section $\text{mm}^2$
keine				
Field wiring	125 V	1 A	30 - 12	-

 <b>UL Recognized</b> Approval ID: E118976				
	Nominal voltage $U_N$	Nominal current $I_N$	Cross section AWG	Cross section $\text{mm}^2$
keine				
Field wiring	125 V	1 A	30 - 12	-

# FLKM 10 - Termination board

2281018

<https://www.phoenixcontact.com/us/products/2281018>



## Classifications

### ECLASS

ECLASS-13.0	27141152
ECLASS-15.0	27141152

### ETIM

ETIM 10.0	EC002780
-----------	----------

### UNSPSC

UNSPSC 21.0	39121400
-------------	----------

# FLKM 10 - Termination board



2281018

<https://www.phoenixcontact.com/us/products/2281018>

## Environmental product compliance

### EU RoHS

Fulfills EU RoHS substance requirements	Yes, No exemptions
---	--------------------

### China RoHS

Environment friendly use period (EFUP)	EFUP-E
	No hazardous substances above the limits

### EU REACH SVHC

REACH candidate substance (CAS No.)	No substance above 0.1 wt%
-------------------------------------	----------------------------

Phoenix Contact 2026 © - all rights reserved  
<https://www.phoenixcontact.com>

Phoenix Contact USA  
586 Fulling Mill Road  
Middletown, PA 17057, United States  
(+717) 944-1300  
[info@phoenixcon.com](mailto:info@phoenixcon.com)