

# ICS25-B122X98-V-7035 - Mounting base housing



2203885

<https://www.phoenixcontact.com/us/products/2203885>

Please be informed that the data shown in this PDF document is generated from our online catalog. Please find the complete data in the user documentation. Our general terms of use for downloads are valid.



DIN rail housing, Lower housing part with metal foot catch, Level 1: with vents, width: 25 mm, height: 122.5 mm, depth: 108.35 mm, color: light gray (similar RAL 7035), cross connection: DIN rail bus connector (optional), number of positions cross connector: 8

## Your advantages

- Flexible use, thanks to the modular system and unique modularity in the connection technology
- Standardized connections such as RJ45, USB, D-SUB and antenna sockets as components that can be integrated
- Optimal space utilization, as well as adaptability of design, colors, and printing
- Eight-position DIN rail connectors with parallel and up to two serial contacts for easy module-to-module communication

## Commercial data

|                                      |               |
|--------------------------------------|---------------|
| Item number                          | 2203885       |
| Packing unit                         | 10 pc         |
| Minimum order quantity               | 10 pc         |
| Sales key                            | AC09          |
| Product key                          | ACHAEB        |
| GTIN                                 | 4055626465906 |
| Weight per piece (including packing) | 56.31 g       |
| Weight per piece (excluding packing) | 47.1 g        |
| Customs tariff number                | 85389099      |
| Country of origin                    | DE            |

# ICS25-B122X98-V-7035 - Mounting base housing



2203885

<https://www.phoenixcontact.com/us/products/2203885>

## Technical data


### Notes

|                |   |
|----------------|---|
| Assembly note  | Please observe the application note in the download area.             |
| Recommendation | Material of contact pads for bus connector, galvanic gold (hard gold) |

### Product properties

|                                   |  |
|-----------------------------------|--|
| Product type                      | Lower housing part                     |
| Housing type                      | DIN rail housing                       |
| Housing type                      | Modular housings                       |
| Housing series                    | ICS                                    |
| Product family                    | ICS25-..122X..                         |
| Max. number of positions          | 30 (pitch: 3.5 mm)<br>24 (pitch: 5 mm) |
| Number of rows                    | 4                                      |
| Number (Connection openings)      | 6                                      |
| Ventilation openings present      | yes                                    |
| Anzahl der Etagen Housing (Makro) | 3 (Both sides)                         |

### Dimensions

|  |  |
|--|--|
| Dimensional drawing  |    |
| Width  | 25 mm  |
| Height   | 122.5 mm   |
| Depth  | 108.35 mm  |
| Depth from top edge of DIN rail to support point on upper part | 98.15 mm   |
| Dimensions   | 25 mm x 122.5 mm x 110 mm (Lower housing part from the top edge of the DIN rail with upper housing part)<br>25 mm x 122.5 mm x 116.7 mm (Lower housing part with upper housing part) |

### PCB design

|               |                   |
|---------------|-------------------|
| PCB thickness | 1.4 mm ... 1.8 mm |
|---------------|-------------------|

### Material specifications

|  |                       |
|--|-----------------------|
| Color (Lower housing part)             | light gray (RAL 7035) |
| Material Lower housing part            | PA                    |
| Flammability rating according to UL 94 | V0                    |

# ICS25-B122X98-V-7035 - Mounting base housing



2203885

<https://www.phoenixcontact.com/us/products/2203885>

|                            |     |
|----------------------------|-----|
| CTI according to IEC 60112 | 600 |
|----------------------------|-----|

## Environmental and real-life conditions

### Power dissipation single housing for 20 °C

|                     |          |
|---------------------|----------|
| Ambient temperature | 20 °C    |
| Reduction factor    | 1        |
| Mounting position   | vertical |
| Power dissipation   | 17 W     |

### Power dissipation single housing for 30 °C

|                     |          |
|---------------------|----------|
| Ambient temperature | 30 °C    |
| Reduction factor    | 0.81     |
| Mounting position   | vertical |
| Power dissipation   | 13.5 W   |

### Power dissipation single housing for 40 °C

|                     |          |
|---------------------|----------|
| Ambient temperature | 40 °C    |
| Reduction factor    | 0.67     |
| Mounting position   | vertical |
| Power dissipation   | 11.4 W   |

### Power dissipation single housing for 50 °C

|                     |          |
|---------------------|----------|
| Ambient temperature | 50 °C    |
| Reduction factor    | 0.53     |
| Mounting position   | vertical |
| Power dissipation   | 9 W      |

### Power dissipation single housing for 60 °C

|                     |          |
|---------------------|----------|
| Ambient temperature | 60 °C    |
| Reduction factor    | 0.41     |
| Mounting position   | vertical |
| Power dissipation   | 7 W      |

### Power dissipation single housing for 70 °C

|                     |          |
|---------------------|----------|
| Ambient temperature | 70 °C    |
| Reduction factor    | 0.31     |
| Mounting position   | vertical |
| Power dissipation   | 5.3 W    |

### Vibration test

|                        |                             |
|------------------------|-----------------------------|
| Specification          | IEC 60068-2-6:2007-12       |
| Frequency              | 10 - 150 - 10 Hz            |
| Sweep speed            | 1 octave/min                |
| Amplitude              | 0.15 mm (10 Hz ... 58.1 Hz) |
| Acceleration           | 2g (58.1 Hz ... 150 Hz)     |
| Test duration per axis | 2.5 h                       |

# ICS25-B122X98-V-7035 - Mounting base housing



2203885

<https://www.phoenixcontact.com/us/products/2203885>

|                 |                   |
|-----------------|-------------------|
| Test directions | X-, Y- and Z-axis |
|-----------------|-------------------|

## Glow-wire test

|                  |                        |
|------------------|------------------------|
| Specification    | IEC 60695-2-11:2014-02 |
| Temperature      | 850 °C                 |
| Time of exposure | 30 s                   |

## Thermal stability / ball thrust test

|               |                        |
|---------------|------------------------|
| Specification | IEC 60695-10-2:2014-02 |
| Temperature   | 125 °C                 |
| Test duration | 1 h                    |
| Force         | 20 N                   |

## Mechanical strength / tumbling barrel

|                |                        |
|----------------|------------------------|
| Specification  | IEC 60068-2-31:2008-05 |
| Height of fall | 50 cm                  |
| Frequency      | 50                     |

## Shocks

|                                |                                   |
|--------------------------------|-----------------------------------|
| Specification                  | IEC 60068-2-27:2008-02            |
| Pulse shape                    | Semi-sinusoidal                   |
| Acceleration                   | 15g                               |
| Shock duration                 | 11 ms                             |
| Number of shocks per direction | 3                                 |
| Test directions                | X-, Y- and Z-axis (pos. and neg.) |

## Test for substances that would hinder coating with paint or varnish

|               |                      |
|---------------|----------------------|
| Specification | VW PV 3.10.7:2005-02 |
|---------------|----------------------|

## Degree of protection (IP code)

|               |   |
|---------------|---|
| Specification | IEC 60529:1989-11 + AMD 1:1999-11 + AMD 2:2013-08 |
|---------------|---|

## Ambient conditions

|   |  |
|---|--|
| Max. IP code to attain                  | IP20   |
| Ambient temperature (operation)         | -40 °C ... 105 °C (depending on power dissipation) |
| Ambient temperature (storage/transport) | -40 °C ... 55 °C                                   |
| Ambient temperature (assembly)          | -5 °C ... 100 °C                                   |
| Relative humidity (storage/transport)   | max. 80 %  |

## PCB data

|                       |                   |
|-----------------------|-------------------|
| Number of PCB holders | 2                 |
| Type of PCB mount     | Slot              |
| Thickness of the PCB  | 1.4 mm ... 1.8 mm |

## Mounting

|               |                   |
|---------------|-------------------|
| Mounting type | DIN rail mounting |
|---------------|-------------------|

## Packaging specifications

# ICS25-B122X98-V-7035 - Mounting base housing



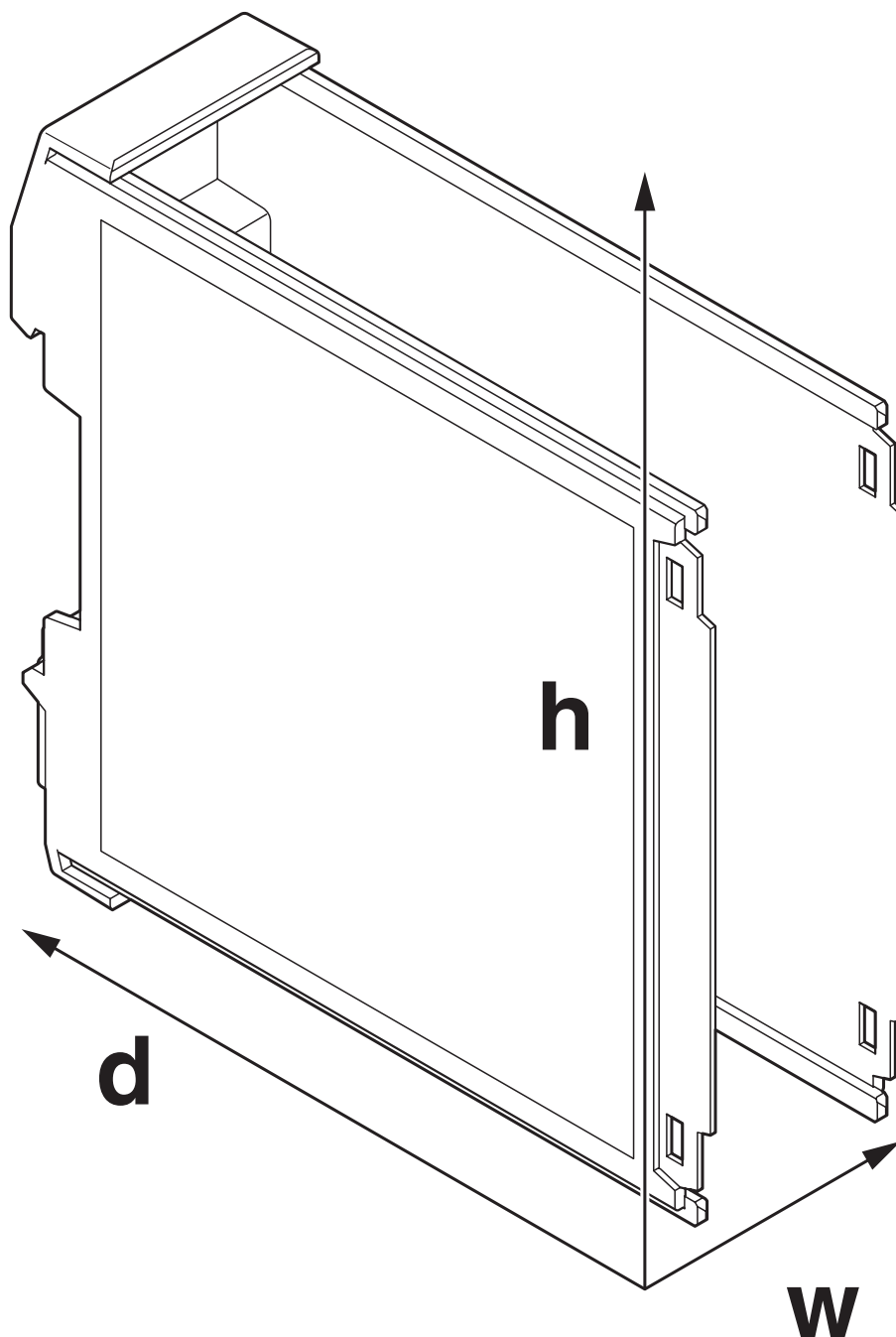
2203885

<https://www.phoenixcontact.com/us/products/2203885>

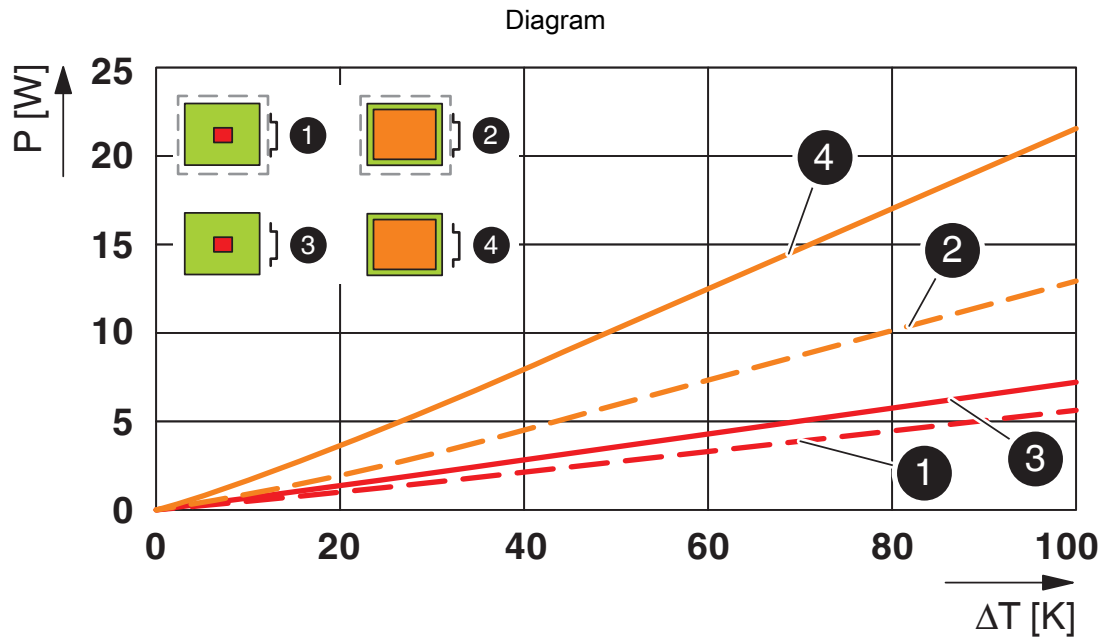
|                      |                     |
|----------------------|---------------------|
| Type of packaging    | packed in cardboard |
| Outer packaging type | Carton              |

## Drawings

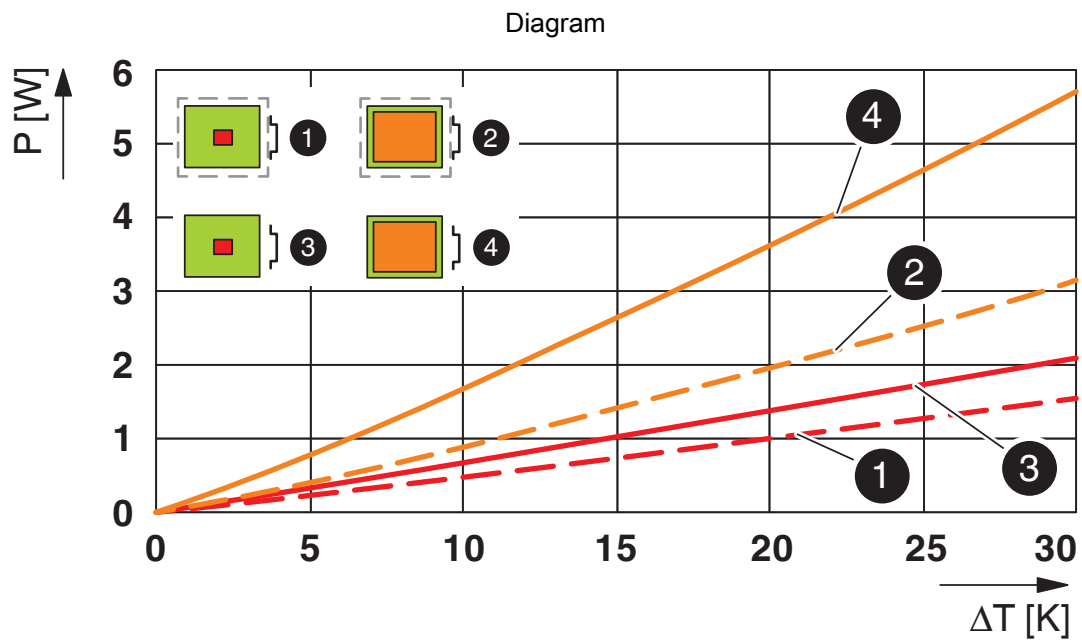
Dimensional drawing



Schematic figure for illustrating the item dimensions. The figure is not of the desired product. For further details, refer to the product drawings in the "Downloads" tab.



Power dissipation diagram for 0 K ... 100 K



Power dissipation diagram for 0 K ... 30 K

# ICS25-B122X98-V-7035 - Mounting base housing



2203885

<https://www.phoenixcontact.com/us/products/2203885>

## Classifications

### ECLASS

|             |          |
|-------------|----------|
| ECLASS-13.0 | 27190601 |
| ECLASS-15.0 | 27190601 |

### ETIM

|           |          |
|-----------|----------|
| ETIM 10.0 | EC002779 |
|-----------|----------|

### UNSPSC

|             |          |
|-------------|----------|
| UNSPSC 21.0 | 31261500 |
|-------------|----------|

# ICS25-B122X98-V-7035 - Mounting base housing



2203885

<https://www.phoenixcontact.com/us/products/2203885>

## Environmental product compliance

### EU RoHS

|   |                    |
|---|--------------------|
| Fulfills EU RoHS substance requirements | Yes, No exemptions |
|---|--------------------|

### China RoHS

|  |  |
|--|--|
| Environment friendly use period (EFUP) | EFUP-E                                   |
|  | No hazardous substances above the limits |

### EU REACH SVHC

|                                     |                            |
|-------------------------------------|----------------------------|
| REACH candidate substance (CAS No.) | No substance above 0.1 wt% |
|-------------------------------------|----------------------------|

Phoenix Contact 2026 © - all rights reserved  
<https://www.phoenixcontact.com>

Phoenix Contact USA  
586 Fulling Mill Road  
Middletown, PA 17057, United States  
(+717) 944-1300  
[info@phoenixcon.com](mailto:info@phoenixcon.com)