

MCO 1,5/ 4-G1L-3,5 BK CD:2 - PCB header

2203069

<https://www.phoenixcontact.com/us/products/2203069>

Please be informed that the data shown in this PDF document is generated from our online catalog. Please find the complete data in the user documentation. Our general terms of use for downloads are valid.



The figure shows the standard item

PCB headers, nominal cross section: 1.5 mm², color: black, nominal current: 8 A, rated voltage (III/2): 160 V, contact surface: Sn, contact connection type: Pin, number of rows: 1, number of positions: 4, product range: MCO 1,5/...-G1L, pitch: 3.5 mm, mounting: Wave soldering, pin layout: Linear pinning, solder pin [P]: 2.75 mm, number of solder pins per potential: 1, plug-in system: COMBICON MC 1,5, Pin connector pattern alignment: Orthogonal, locking: without, type of packaging: packed in cardboard, Fixed coding of the position: 2, item with lateral pin outlet on the left

Your advantages

- Plug-in direction orthogonal to the PCB

Commercial data

Item number	2203069
Packing unit	50 pc
Minimum order quantity	100 pc
Note	Made to order (non-returnable)
Product key	ACHADB
GTIN	4055626312019
Weight per piece (including packing)	2.04 g
Weight per piece (excluding packing)	2.04 g
Country of origin	PL

MCO 1,5/ 4-G1L-3,5 BK CD:2 - PCB header



2203069

<https://www.phoenixcontact.com/us/products/2203069>

Technical data

Product properties

Product type	PCB headers
Product family	MCO 1,5/..-G1L
Number of positions	4
Pitch	3.5 mm
Number of rows	1
Pin layout	Linear pinning
Solder pins per potential	1

Electrical properties

Properties

Nominal current I_N	8 A
Nominal voltage U_N	160 V
Contact resistance	1.6 m Ω
Rated voltage (III/3)	160 V
Rated surge voltage (III/3)	2.5 kV
Rated voltage (III/2)	160 V
Rated surge voltage (III/2)	2.5 kV
Rated voltage (II/2)	320 V
Rated surge voltage (II/2)	2.5 kV

Mounting

Mounting type	Wave soldering
Pin layout	Linear pinning

Material specifications

Material data - contact

Note	WEEE/RoHS-compliant, free of whiskers according to IEC 60068-2-82/JEDEC JESD 201
Contact material	Cu alloy
Surface characteristics	tin-plated
Metal surface terminal point (top layer)	Tin (Sn)
Metal surface contact area (top layer)	Tin (4 μm - 8 μm Sn)
Metal surface soldering area (top layer)	Tin (4 μm - 8 μm Sn)

Material data - housing

Color (Housing)	black (9005)
Insulating material	PA
Insulating material group	I
CTI according to IEC 60112	600
Flammability rating according to UL 94	V0


MCO 1,5/ 4-G1L-3,5 BK CD:2 - PCB header

2203069

<https://www.phoenixcontact.com/us/products/2203069>

Glow wire flammability index GWFI according to EN 60695-2-12	850
Glow wire ignition temperature GWIT according to EN 60695-2-13	775
Temperature for the ball pressure test according to EN 60695-10-2	125 °C

Dimensions

Dimensional drawing	
Pitch	3.5 mm
Width [w]	14.95 mm
Height [h]	15.3 mm
Length [l]	14.55 mm
Solder pin length [P]	2.75 mm
Pin dimensions	0.8 x 0.8 mm

PCB design

Hole diameter	1.2 mm
---------------	--------

Mechanical tests

Visual inspection

Specification	IEC 60512-1-1:2002-02
Result	Test passed

Dimension check

Specification	IEC 60512-1-2:2002-02
Result	Test passed

Resistance of inscriptions

Specification	IEC 60068-2-70:1995-12
Result	Test passed

Polarization and coding

Specification	IEC 60512-13-5:2006-02
Result	Test passed

Contact holder in insert

Specification	IEC 60512-15-1:2008-05
Contact holder in insert Requirements >20 N	Test passed

Insertion and withdrawal forces

Specification	IEC 60512-13-2:2006-02
Result	Test passed

MCO 1,5/ 4-G1L-3,5 BK CD:2 - PCB header



2203069

<https://www.phoenixcontact.com/us/products/2203069>

No. of cycles	25
Insertion strength per pos. approx.	8 N
Withdraw strength per pos. approx.	4 N

Electrical tests

Thermal test | Test group C

Specification	IEC 60512-5-1:2002-02
Tested number of positions	5

Insulation resistance

Specification	IEC 60512-3-1:2002-02
Insulation resistance, neighboring positions	> 5 MΩ

Air clearances and creepage distances |

Insulating material group	I
Rated insulation voltage (III/3)	160 V
Rated surge voltage (III/3)	2.5 kV
minimum clearance value - non-homogenous field (III/3)	1.5 mm
minimum creepage distance (III/3)	2 mm
Rated insulation voltage (III/2)	160 V
Rated surge voltage (III/2)	2.5 kV
minimum clearance value - non-homogenous field (III/2)	1.5 mm
minimum creepage distance (III/2)	0.8 mm
Rated insulation voltage (II/2)	320 V
Rated surge voltage (II/2)	2.5 kV
minimum clearance value - non-homogenous field (II/2)	1.5 mm
minimum creepage distance (II/2)	1.6 mm

Environmental and real-life conditions

Durability test

Specification	IEC 60512-9-1:2010-03
Impulse withstand voltage at sea level	2.95 kV
Contact resistance R ₁	1.6 mΩ
Contact resistance R ₂	1.6 mΩ
Insertion/withdrawal cycles	25
Insulation resistance, neighboring positions	> 5 MΩ

Climatic test

Specification	ISO 6988:1985-02
Corrosive stress	0.2 dm ³ SO ₂ on 300 dm ³ /40 °C/1 cycle
Thermal stress	105 °C/168 h
Power-frequency withstand voltage	1.39 kV

Vibration test

Specification	IEC 60068-2-6:2007-12
---------------	-----------------------

MCO 1,5/ 4-G1L-3,5 BK CD:2 - PCB header



2203069

<https://www.phoenixcontact.com/us/products/2203069>

Frequency	10 - 150 - 10 Hz
Sweep speed	1 octave/min
Amplitude	0.35 mm (10 Hz ... 60.1 Hz)
Acceleration	5g (60.1 Hz ... 150 Hz)
Test duration per axis	2.5 h
Test directions	X-, Y- and Z-axis

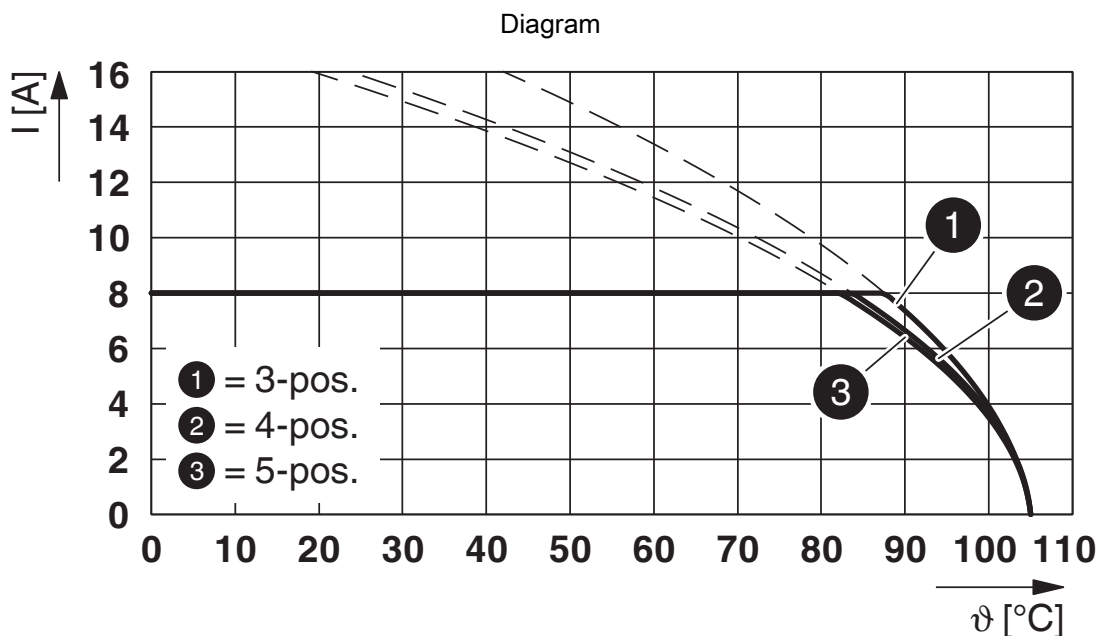
Ambient conditions

Ambient temperature (storage/transport)	-40 °C ... 55 °C
Relative humidity (storage/transport)	30 % ... 70 %
Ambient temperature (assembly)	-5 °C ... 100 °C
Ambient temperature (operation)	-40 °C ... 105 °C (dependent on the derating curve)

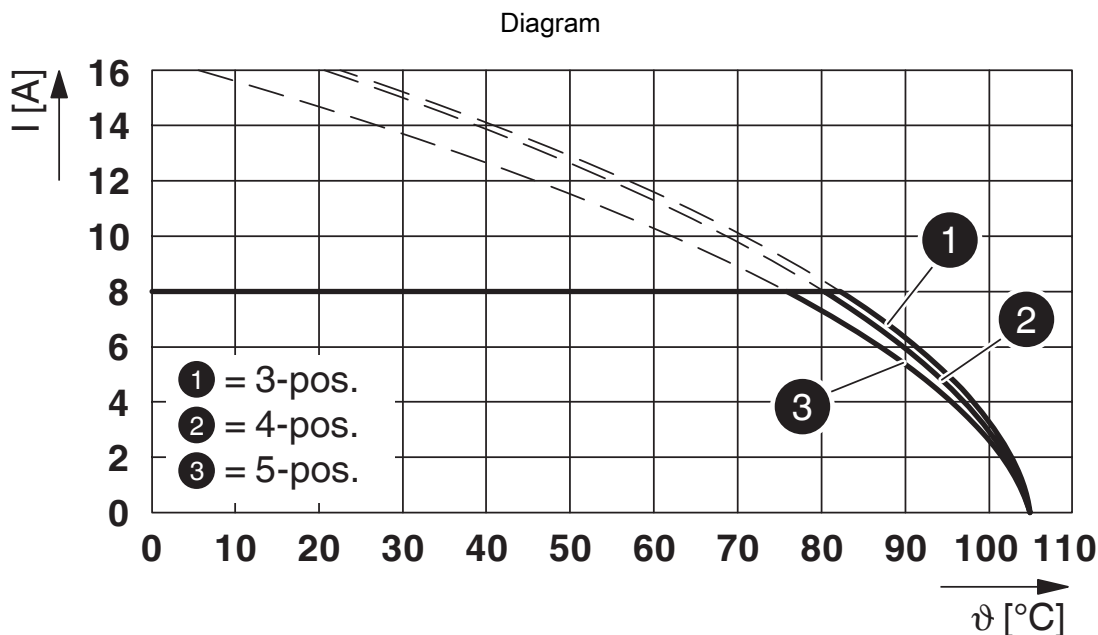
Packaging specifications

Type of packaging	packed in cardboard
Outer packaging type	Carton

Drawings



Type: MC 1,5/...-ST-3,5 with MCO 1,5/...-G1L(R)-3,5 KMGY



Type: FMC 1,5/...-ST-3.5 with MCO 1,5/...-G1L-3.5 KMGY



Type: TFMC 1,5/...-ST-3,5 with MCO 1,5/...-G1L-3,5 KMGY



Type: MCVW 1,5/...-ST-3,5 with MCO 1,5/...-G1L-3,5 KMGY

MCO 1,5/ 4-G1L-3,5 BK CD:2 - PCB header



2203069

<https://www.phoenixcontact.com/us/products/2203069>

Classifications

ECLASS

ECLASS-13.0

27460201

ETIM

ETIM 9.0

EC002637

UNSPSC

UNSPSC 21.0

39121400

MCO 1,5/ 4-G1L-3,5 BK CD:2 - PCB header



2203069

<https://www.phoenixcontact.com/us/products/2203069>

Environmental product compliance

EU RoHS

Fulfills EU RoHS substance requirements	Yes, No exemptions
---	--------------------

China RoHS

Environment friendly use period (EFUP)	EFUP-E
	No hazardous substances above the limits

EU REACH SVHC

REACH candidate substance (CAS No.)	No substance above 0.1 wt%
-------------------------------------	----------------------------

Phoenix Contact 2026 © - all rights reserved
<https://www.phoenixcontact.com>

Phoenix Contact USA
586 Fulling Mill Road
Middletown, PA 17057, United States
(+717) 944-1300
info@phoenixcon.com