

# HSCH 2,5-2U-TTTT 9005 - PCB header

2201790

<https://www.phoenixcontact.com/us/products/2201790>

Please be informed that the data shown in this PDF document is generated from our online catalog. Please find the complete data in the user documentation. Our general terms of use for downloads are valid.



PCB headers, nominal cross section: 2.5 mm<sup>2</sup>, color: black, nominal current: 8 A, rated voltage (III/2): 320 V, contact surface: Sn, contact connection type: Pin, number of potentials: 4, number of rows: 2, number of positions: 4, number of connections: 4, product range: HSCH 2,5/..-G, pitch: 5 mm, mounting: Wave soldering, pin layout: Linear pinning, solder pin [P]: 3.8 mm, number of solder pins per potential: 1, plug-in system: HSC 2,5, Pin connector pattern alignment: Standard, locking: without, mounting method: without, type of packaging: packed in cardboard, Partially assembled version

## Your advantages

- Partially equipped version for application-specific position layouts

## Commercial data

Item number	2201790
Packing unit	50 pc
Minimum order quantity	50 pc
Sales key	AC15
Product key	ACHECB
GTIN	4046356911535
Weight per piece (including packing)	2.48 g
Weight per piece (excluding packing)	2 g
Customs tariff number	85366930
Country of origin	BG

# HSCH 2,5-2U-TTTT 9005 - PCB header



2201790

<https://www.phoenixcontact.com/us/products/2201790>

## Technical data

### Product properties

Product type	PCB headers
Product family	HSCH 2,5/..-G
Number of positions	4
Pitch	5 mm
Number of connections	4
Number of rows	2
Number of potentials	4
Pin layout	Linear pinning
Solder pins per potential	1

### Electrical properties

#### Properties

Nominal current $I_N$	8 A
Nominal voltage $U_N$	320 V
Contact resistance	2 m $\Omega$
Rated voltage (III/3)	250 V
Rated surge voltage (III/3)	4 kV
Rated voltage (III/2)	320 V
Rated surge voltage (III/2)	4 kV
Rated voltage (II/2)	600 V
Rated surge voltage (II/2)	4 kV

### Mounting

Mounting type	Wave soldering
Pin layout	Linear pinning

### Material specifications

#### Material data - contact

Note	WEEE/RoHS-compliant, free of whiskers according to IEC 60068-2-82/JEDEC JESD 201
Contact material	Cu alloy
Surface characteristics	Tin-plated
Metal surface contact area (top layer)	Tin (3 $\mu\text{m}$ - 6 $\mu\text{m}$ Sn)
Metal surface contact area (middle layer)	Nickel (1.3 $\mu\text{m}$ - 4 $\mu\text{m}$ Ni)
Metal surface soldering area (top layer)	Tin (3 $\mu\text{m}$ - 6 $\mu\text{m}$ Sn)
Metal surface soldering area (middle layer)	Nickel (1.3 $\mu\text{m}$ - 4 $\mu\text{m}$ Ni)

#### Material data - housing

Color (Housing)	black (9005)
Insulating material	PA

# HSCH 2,5-2U-TTTT 9005 - PCB header



2201790

<https://www.phoenixcontact.com/us/products/2201790>

Insulating material group	I
CTI according to IEC 60112	600
Flammability rating according to UL 94	V0
Glow wire flammability index GWFI according to EN 60695-2-12	850
Glow wire ignition temperature GWIT according to EN 60695-2-13	775
Temperature for the ball pressure test according to EN 60695-10-2	125 °C

## Notes

Assembly note	Please observe the application note in the download area.
---------------	---

## Safety note

Safety note	<p>WARNING: The connectors may not be plugged in or disconnected under load. Ignoring the warning or improper use may damage persons and/or property.</p> <ul style="list-style-type: none"> <li>• WARNING: Commission properly functioning products only. The products must be regularly inspected for damage. Decommission defective products immediately. Replace damaged products. Repairs are not possible.</li> <li>• WARNING: Only electrically qualified personnel may install and operate the product. They must observe the following safety notes. The qualified personnel must be familiar with the basics of electrical engineering. They must be able to recognize and prevent danger. The relevant symbol on the packaging indicates that only personnel familiar with electrical engineering are allowed to install and operate the product.</li> <li>• The item is intended to be an unencapsulated plug for installation in a housing.</li> <li>• Operate the connector only when it is fully plugged in.</li> </ul>
-------------	--

## Dimensions

Dimensional drawing	
Pitch	5 mm
Width [w]	17.45 mm
Height [h]	21.9 mm
Length [l]	16 mm
Solder pin length [P]	3.8 mm
Pin dimensions	0.8 x 0.8 mm

## PCB design

Pin spacing	5.30 mm
-------------	---------

# HSCH 2,5-2U-TTTT 9005 - PCB header



2201790

<https://www.phoenixcontact.com/us/products/2201790>

Hole diameter	1.3 mm
---------------	--------

## Mechanical tests

### Visual inspection

Specification	IEC 60512-1-1:2002-02
Result	Test passed

### Dimension check

Specification	IEC 60512-1-2:2002-02
Result	Test passed

### Resistance of inscriptions

Specification	IEC 60068-2-70:1995-12
Result	Test passed

### Polarization and coding

Specification	IEC 60512-13-5:2006-02
Result	Test passed

### Contact holder in insert

Specification	IEC 60512-15-1:2008-05
Contact holder in insert Requirements >20 N	Test passed

### Insertion and withdrawal forces

Specification	IEC 60512-13-2:2006-02
Result	Test passed
No. of cycles	25
Insertion strength per pos. approx.	5 N
Withdraw strength per pos. approx.	4 N

## Electrical tests

### Thermal test | Test group C

Specification	IEC 60512-5-1:2002-02
Tested number of positions	4

### Insulation resistance

Specification	IEC 60512-3-1:2002-02
Insulation resistance, neighboring positions	> 15 TΩ

### Air clearances and creepage distances |

Specification	IEC 60664-1:2007-04
Insulating material group	I
Comparative tracking index (IEC 60112)	CTI 600
Rated insulation voltage (III/3)	250 V
Rated surge voltage (III/3)	4 kV
minimum clearance value - non-homogenous field (III/3)	3 mm

# HSCH 2,5-2U-TTTT 9005 - PCB header



2201790

<https://www.phoenixcontact.com/us/products/2201790>

minimum creepage distance (III/3)	3.2 mm
Rated insulation voltage (III/2)	320 V
Rated surge voltage (III/2)	4 kV
minimum clearance value - non-homogenous field (III/2)	3 mm
minimum creepage distance (III/2)	3 mm
Rated insulation voltage (II/2)	600 V
Rated surge voltage (II/2)	4 kV
minimum clearance value - non-homogenous field (II/2)	3 mm
minimum creepage distance (II/2)	3.2 mm

## Environmental and real-life conditions

### Durability test

Specification	IEC 60512-9-1:2010-03
Impulse withstand voltage at sea level	4.8 kV
Contact resistance $R_1$	2 m $\Omega$
Contact resistance $R_2$	2.2 m $\Omega$
Insertion/withdrawal cycles	25
Insulation resistance, neighboring positions	> 5 M $\Omega$

### Climatic test

Specification	ISO 6988:1985-02
Corrosive stress	0.2 dm <sup>3</sup> SO <sub>2</sub> on 300 dm <sup>3</sup> /40 °C/1 cycle
Thermal stress	100 °C/168 h
Power-frequency withstand voltage	2.2 kV

### Vibration test

Specification	IEC 60068-2-6:2007-12
Frequency	10 - 150 - 10 Hz
Sweep speed	1 octave/min
Amplitude	0.35 mm (10 Hz ... 60.1 Hz)
Acceleration	5g (60.1 Hz ... 150 Hz)
Test duration per axis	2.5 h
Test directions	X-, Y- and Z-axis

### Ambient conditions

Ambient temperature (storage/transport)	-40 °C ... 55 °C
Relative humidity (storage/transport)	30 % ... 70 %
Ambient temperature (assembly)	-5 °C ... 100 °C
Ambient temperature (operation)	-40 °C ... 105 °C (dependent on the derating curve)

## Packaging specifications

Type of packaging	packed in cardboard
Outer packaging type	Carton

# HSCH 2,5-2U-TTTT 9005 - PCB header

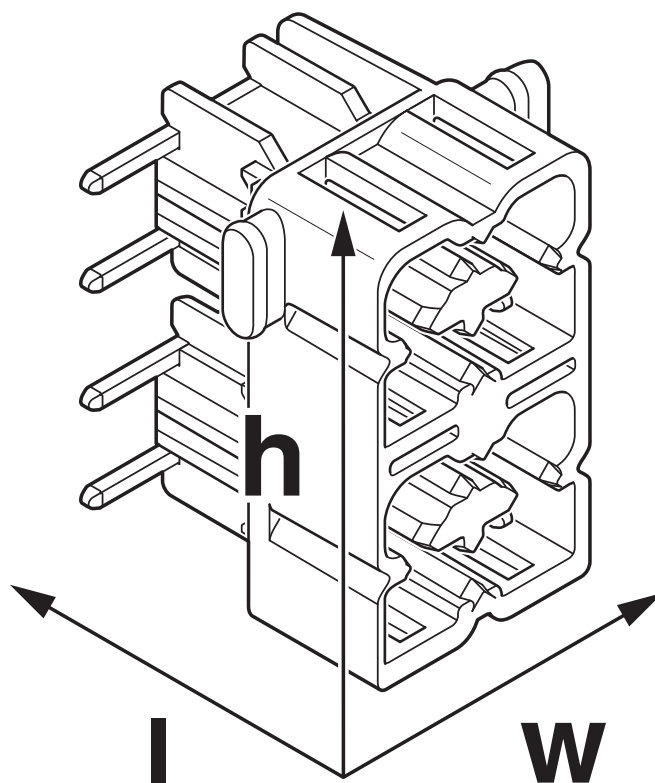
2201790

<https://www.phoenixcontact.com/us/products/2201790>



## Drawings

Dimensional drawing



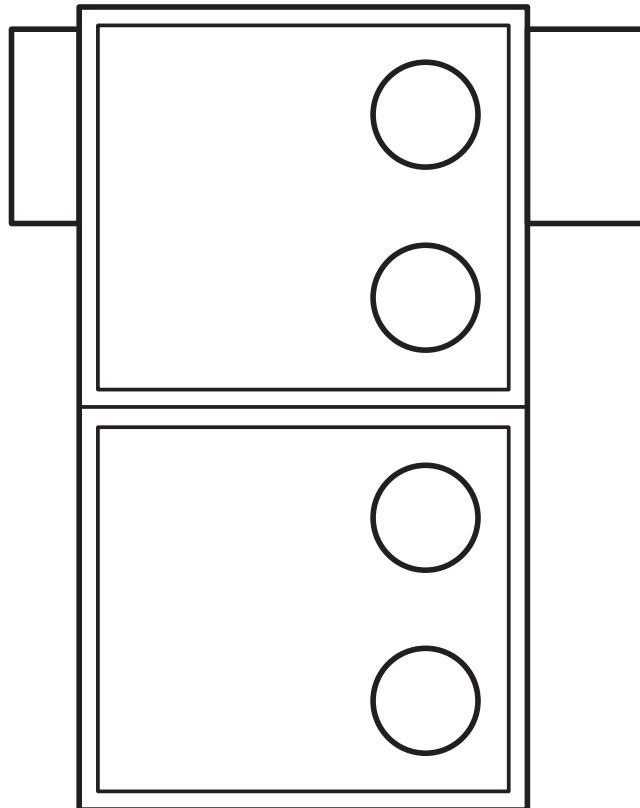
# HSCH 2,5-2U-TTTT 9005 - PCB header

2201790

<https://www.phoenixcontact.com/us/products/2201790>



Schematic diagram



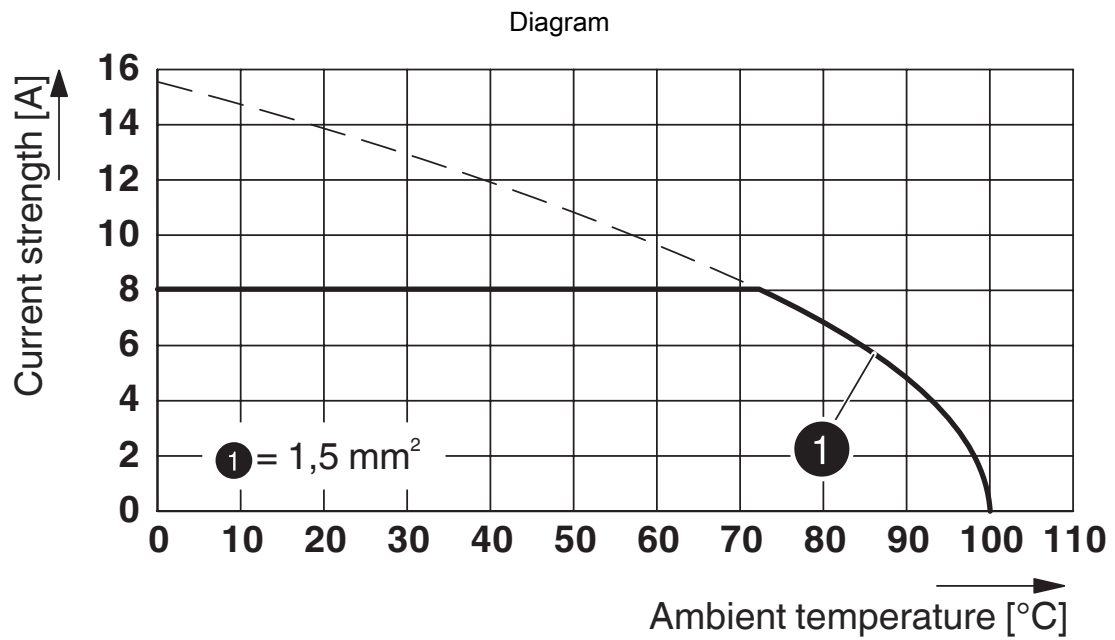
Representation of the pin assignment

# HSCH 2,5-2U-TTTT 9005 - PCB header



2201790

<https://www.phoenixcontact.com/us/products/2201790>



Type: HSCP-SP 2,5... with HSCH 2,5...

# HSCH 2,5-2U-TTTT 9005 - PCB header





2201790

<https://www.phoenixcontact.com/us/products/2201790>

## Approvals

To download certificates, visit the product detail page: <https://www.phoenixcontact.com/us/products/2201790>

 <b>cULus Recognized</b> Approval ID: E60425-20150613				
	Nominal voltage $U_N$	Nominal current $I_N$	Cross section AWG	Cross section $\text{mm}^2$
B	150 V	8 A	-	-
F	250 V	8 A	-	-
D	300 V	8 A	-	-

 <b>VDE Zeichengenehmigung</b> Approval ID: 40045764				
	Nominal voltage $U_N$	Nominal current $I_N$	Cross section AWG	Cross section $\text{mm}^2$
keine	630 V	8 A	-	-

# HSCH 2,5-2U-TTTT 9005 - PCB header



2201790

<https://www.phoenixcontact.com/us/products/2201790>

## Classifications

### ECLASS

ECLASS-13.0	27460201
ECLASS-15.0	27460201

### ETIM

ETIM 10.0	EC002637
-----------	----------

### UNSPSC

UNSPSC 21.0	39121400
-------------	----------

# HSCH 2,5-2U-TTTT 9005 - PCB header



2201790

<https://www.phoenixcontact.com/us/products/2201790>

## Environmental product compliance

### EU RoHS

Fulfills EU RoHS substance requirements	Yes, No exemptions
---	--------------------

### China RoHS

Environment friendly use period (EFUP)	EFUP-E
	No hazardous substances above the limits

### EU REACH SVHC

REACH candidate substance (CAS No.)	No substance above 0.1 wt%
-------------------------------------	----------------------------

Phoenix Contact 2026 © - all rights reserved  
<https://www.phoenixcontact.com>

Phoenix Contact USA  
586 Fulling Mill Road  
Middletown, PA 17057, United States  
(+717) 944-1300  
[info@phoenixcon.com](mailto:info@phoenixcon.com)