

ME 22,5 TBUS 1,5/ 5-ST-3,81 YE - DIN rail bus connector



2200244

<https://www.phoenixcontact.com/us/products/2200244>


Please be informed that the data shown in this PDF document is generated from our online catalog. Please find the complete data in the user documentation. Our general terms of use for downloads are valid.



RAIL



BOX



DIN rail bus connector, color: yellow, nominal current: 8 A (parallel contacts), rated voltage (III/2): 125 V, number of positions: 5, product range: TBUS5-22,5..., pitch: 3.81 mm, mounting: DIN rail mounting, locking: without, mounting method: without, type of packaging: packed in cardboard, Item with gold-plated contacts, bus connectors for connecting with electronics housings, 5 parallel contacts

Your advantages

- Space-saving installation under the housing in the DIN rail
- Contact design enables electronics modules to be easily snapped on
- Power supply and communication without additional wiring
- Parallel and serial contacts for efficient signal and data transmission

Commercial data

Item number	2200244
Packing unit	50 pc
Minimum order quantity	50 pc
Sales key	AC08
Product key	ACHACA
GTIN	4046356542197
Weight per piece (including packing)	5.09 g
Weight per piece (excluding packing)	4.952 g
Customs tariff number	85366990
Country of origin	DE

ME 22,5 TBUS 1,5/ 5-ST-3,81 YE - DIN rail bus connector



2200244

<https://www.phoenixcontact.com/us/products/2200244>

Technical data

Notes

Recommendation	Material of contact pads for bus connector, galvanic gold (hard gold)
----------------	---

Product properties

Product type	DIN rail bus connector
Product family	TBUS5-22,5..
Number of positions	5
Pitch	3.81 mm

Electrical properties

Properties

Nominal current I_N	8 A (parallel contacts)
Nominal voltage U_N	125 V
Contact resistance	4.4 m Ω
Rated surge voltage (III/3)	2.5 kV
Rated voltage (III/2)	125 V
Rated surge voltage (III/2)	2.5 kV
Rated voltage (II/2)	320 V
Rated surge voltage (II/2)	2.5 kV

Material specifications

Material data - contact

Contact material	Cu alloy
Surface characteristics	gold-plated

Material data - housing

Color (Housing)	yellow (1018)
Insulating material	PA
Insulating material group	I
CTI according to IEC 60112	600
Flammability rating according to UL 94	V0

material specifications - connector

Color ()	()
----------	----

Dimensions

Pitch	3.81 mm
Width [w]	29.2 mm
Height [h]	36.5 mm
Length [l]	20.45 mm

ME 22,5 TBUS 1,5/ 5-ST-3,81 YE - DIN rail bus connector



2200244

<https://www.phoenixcontact.com/us/products/2200244>

Mounting

Mounting type	DIN rail mounting
---------------	-------------------

Mechanical tests

Insertion and withdrawal forces

Result	Test passed
No. of cycles	25
Insertion strength per pos. approx.	6 N
Withdraw strength per pos. approx.	5 N

Contact holder in insert

Specification	IEC 60512-15-1:2008-05
Contact holder in insert Requirements >20 N	Test passed

Polarization and coding

Specification	IEC 60512-13-5:2006-02
Result	Test passed

Visual inspection

Specification	IEC 60512-1-1:2002-02
Result	Test passed

Dimension check

Specification	IEC 60512-1-2:2002-02
Result	Test passed

Environmental and real-life conditions

Durability test

Specification	IEC 60512-9-1:2010-03
Impulse withstand voltage at sea level	2.95 kV
Contact resistance R_1	4.4 m Ω
Contact resistance R_2	4.5 m Ω
Insertion/withdrawal cycles	25

Climatic test

Specification	ISO 6988:1985-02
Corrosive stress	0.2 dm ³ SO ₂ on 300 dm ³ /40 °C/1 cycle
Thermal stress	100 °C/168 h
Power-frequency withstand voltage	1.39 kV

Vibration test

Specification	IEC 60068-2-6:2007-12
Frequency	10 - 150 - 10 Hz
Sweep speed	1 octave/min

ME 22,5 TBUS 1,5/ 5-ST-3,81 YE - DIN rail bus connector



2200244

<https://www.phoenixcontact.com/us/products/2200244>

Amplitude	0.35 mm (10 Hz ... 60.1 Hz)
Acceleration	5g (60.1 Hz ... 500 Hz)
Test duration per axis	2.5 h
Test directions	X-, Y- and Z-axis (pos. and neg.)

Shocks

Specification	IEC 60068-2-27:2008-02
Pulse shape	Semi-sinusoidal
Acceleration	15g
Shock duration	11 ms
Test directions	X-, Y- and Z-axis (pos. and neg.)

Glow-wire test

Specification	IEC 60695-2-10:2013-04
Temperature	850 °C
Time of exposure	30 s

Ambient conditions

Ambient temperature (storage/transport)	-40 °C ... 55 °C
Relative humidity (storage/transport)	30 % ... 70 %
Ambient temperature (assembly)	-5 °C ... 100 °C
Ambient temperature (operation)	-40 °C ... 105 °C (dependent on the derating curve)

Ambient conditions

Ambient temperature (operation)	-40 °C ... 105 °C (dependent on the derating curve)
Ambient temperature (storage/transport)	-40 °C ... 55 °C
Relative humidity (storage/transport)	30 % ... 70 %
Ambient temperature (assembly)	-5 °C ... 100 °C

Electrical tests

Thermal test | Test group C

Specification	IEC 60512-5-1:2002-02
Tested number of positions	5

Air clearances and creepage distances |

Specification	IEC 60664-1:2007-04
Insulating material group	I
Rated surge voltage (III/3)	2.5 kV
minimum clearance value - non-homogenous field (III/3)	1.5 mm
minimum creepage distance (III/3)	1.9 mm
Rated insulation voltage (III/2)	125 V
Rated surge voltage (III/2)	2.5 kV
minimum clearance value - non-homogenous field (III/2)	1.5 mm
minimum creepage distance (III/2)	0.75 mm
Rated insulation voltage (II/2)	320 V
Rated surge voltage (II/2)	2.5 kV

ME 22,5 TBUS 1,5/ 5-ST-3,81 YE - DIN rail bus connector



2200244

<https://www.phoenixcontact.com/us/products/2200244>

minimum clearance value - non-homogenous field (I/2)	1.5 mm
minimum creepage distance (I/2)	1.6 mm

Packaging specifications

Type of packaging	packed in cardboard
Outer packaging type	Carton

ME 22,5 TBUS 1,5/ 5-ST-3,81 YE - DIN rail bus connector

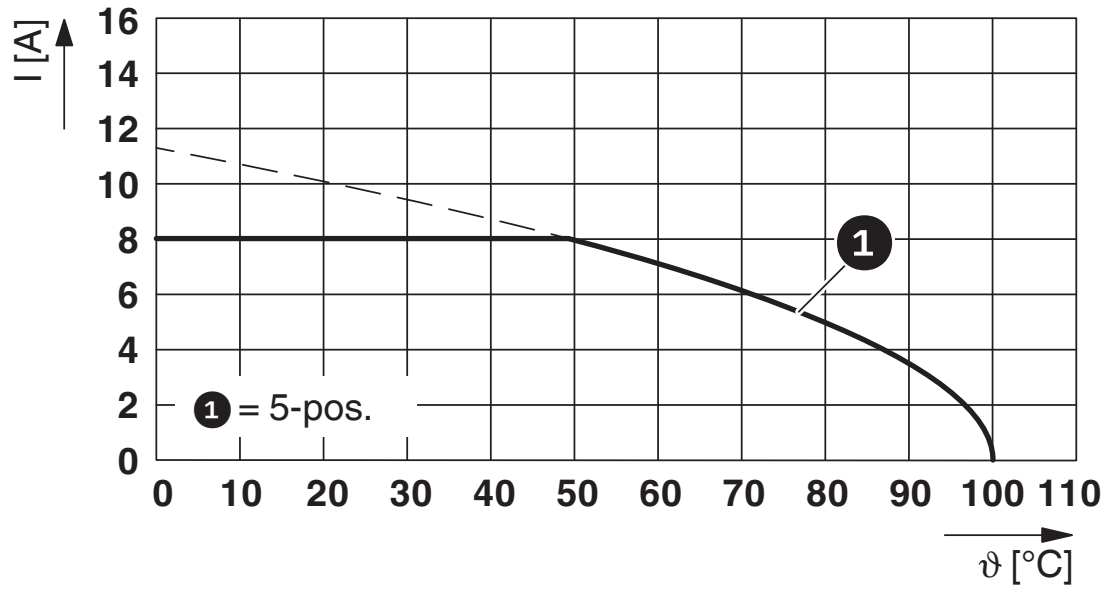


2200244

<https://www.phoenixcontact.com/us/products/2200244>

Drawings

Diagram



Type: TBUS5...

ME 22,5 TBUS 1,5/ 5-ST-3,81 YE - DIN rail bus connector





2200244

<https://www.phoenixcontact.com/us/products/2200244>

Approvals

To download certificates, visit the product detail page: <https://www.phoenixcontact.com/us/products/2200244>

 cUL Recognized Approval ID: E118976-20151204				
	Nominal voltage U_N	Nominal current I_N	Cross section AWG	Cross section mm^2
keine				
	150 V	6 A	-	-

 UL Recognized Approval ID: E118976-20151204				
	Nominal voltage U_N	Nominal current I_N	Cross section AWG	Cross section mm^2
keine				
	150 V	8 A	-	-

ME 22,5 TBUS 1,5/ 5-ST-3,81 YE - DIN rail bus connector



2200244

<https://www.phoenixcontact.com/us/products/2200244>

Classifications

ECLASS

ECLASS-13.0	27460201
ECLASS-15.0	27460201

ETIM

ETIM 10.0	EC002637
-----------	----------

UNSPSC

UNSPSC 21.0	39121400
-------------	----------

ME 22,5 TBUS 1,5/ 5-ST-3,81 YE - DIN rail bus connector



2200244

<https://www.phoenixcontact.com/us/products/2200244>

Environmental product compliance

EU RoHS

Fulfills EU RoHS substance requirements	Yes, No exemptions
---	--------------------

China RoHS

Environment friendly use period (EFUP)	EFUP-E
	No hazardous substances above the limits

EU REACH SVHC

REACH candidate substance (CAS No.)	No substance above 0.1 wt%
-------------------------------------	----------------------------

Phoenix Contact 2026 © - all rights reserved
<https://www.phoenixcontact.com>

Phoenix Contact USA
586 Fulling Mill Road
Middletown, PA 17057, United States
(+717) 944-1300
info@phoenixcon.com