

SPT 1,5/ 4-H-3,5 - PCB terminal block

1990753

<https://www.phoenixcontact.com/us/products/1990753>

Please be informed that the data shown in this PDF document is generated from our online catalog. Please find the complete data in the user documentation. Our general terms of use for downloads are valid.



Printed circuit board terminal, nominal current: 17.5 A, rated voltage (III/2): 200 V, nominal cross section: 1.5 mm², number of potentials: 4, number of rows: 1, number of positions per row: 4, product range: SPT 1,5/...-H, pitch: 3.5 mm, connection method: Push-in spring connection, mounting: Wave soldering, conductor/PCB connection direction: 0 °, color: green, Pin layout: Linear pinning, Solder pin [P]: 2.5 mm, number of solder pins per potential: 2, type of packaging: packed in cardboard

Your advantages

- Time saving push-in connection, tools not required
- Defined contact force ensures that contact remains stable over the long term
- Clamping space opened by means of fixed screwdriver enables convenient conductor connection
- Operation and conductor connection from one direction enable integration into front of device
- Two solder pins reduce the mechanical strain on the soldering spots

Commercial data

| | |
|--------------------------------------|---------------|
| Item number | 1990753 |
| Packing unit | 180 pc |
| Minimum order quantity | 100 pc |
| Sales key | AA12 |
| Product key | AALBFA |
| GTIN | 4046356104401 |
| Weight per piece (including packing) | 3.881 g |
| Weight per piece (excluding packing) | 3.664 g |
| Customs tariff number | 85369010 |
| Country of origin | DE |

SPT 1,5/ 4-H-3,5 - PCB terminal block



1990753

<https://www.phoenixcontact.com/us/products/1990753>

Technical data

Product properties

| | |
|---------------------------|--------------------------------|
| Product type | Printed circuit board terminal |
| Product family | SPT 1,5/...-H |
| Product line | COMBICON Terminals S |
| Number of positions | 4 |
| Pitch | 3.5 mm |
| Number of connections | 4 |
| Number of rows | 1 |
| Number of potentials | 4 |
| Pin layout | Linear pinning |
| Solder pins per potential | 2 |

Electrical properties

Properties

| | |
|-----------------------------|--------|
| Nominal current I_N | 17.5 A |
| Nominal voltage U_N | 200 V |
| Rated voltage (III/3) | 160 V |
| Rated surge voltage (III/3) | 2.5 kV |
| Rated voltage (III/2) | 200 V |
| Rated surge voltage (III/2) | 2.5 kV |
| Rated voltage (II/2) | 400 V |
| Rated surge voltage (II/2) | 2.5 kV |

Connection data

Connection technology

| | |
|-----------------------|---------------------|
| Nominal cross section | 1.5 mm ² |
|-----------------------|---------------------|

Conductor connection

| | |
|---|---|
| Connection method | Push-in spring connection |
| Conductor cross-section rigid | 0.2 mm ² ... 1.5 mm ² |
| Conductor cross-section flexible | 0.2 mm ² ... 1.5 mm ² |
| Conductor cross-section AWG | 24 ... 16 |
| Conductor cross-section, flexible, with ferrule, without plastic sleeve | 0.25 mm ² ... 1.5 mm ² |
| Conductor cross-section, flexible, with ferrule, with plastic sleeve | 0.25 mm ² ... 0.75 mm ² |
| Stripping length | 10 mm |

Specifications for ferrules without insulating collar

| | |
|--|--|
| recommended crimping tool | 1212034 CRIMPFOX 6 |
| ferrules without insulating collar, according to DIN 46228-1 | Cross section: 0.25 mm ² ; Length: 7 mm |
| | Cross section: 0.34 mm ² ; Length: 7 mm |
| | Cross section: 0.5 mm ² ; Length: 8 mm |

SPT 1,5/ 4-H-3,5 - PCB terminal block



1990753

<https://www.phoenixcontact.com/us/products/1990753>

| | |
|--|--|
| | Cross section: 0.75 mm ² ; Length: 8 mm |
| | Cross section: 1 mm ² ; Length: 8 mm |
| | Cross section: 1.5 mm ² ; Length: 8 mm |

Specifications for ferrules with insulating collar

| | |
|---|--|
| recommended crimping tool | 1212034 CRIMPFOX 6 |
| ferrules with insulating collar, according to DIN 46228-4 | Cross section: 0.25 mm ² ; Length: 8 mm |
| | Cross section: 0.34 mm ² ; Length: 8 mm |
| | Cross section: 0.5 mm ² ; Length: 8 mm ... 10 mm |
| | Cross section: 0.75 mm ² ; Length: 8 mm ... 10 mm |

Mounting

| | |
|---------------|----------------|
| Mounting type | Wave soldering |
| Pin layout | Linear pinning |

Material specifications

Material data - contact

| | |
|--|--|
| Note | WEEE/RoHS-compliant, free of whiskers according to IEC 60068-2-82/JEDEC JESD 201 |
| Contact material | Cu alloy |
| Surface characteristics | Tin-plated |
| Metal surface terminal point (top layer) | Tin (4 µm - 8 µm Sn) |
| Metal surface soldering area (top layer) | Tin (4 µm - 8 µm Sn) |

Material data - housing

| | |
|---|--------------|
| Color (Housing) | green (6021) |
| Insulating material | PA |
| Insulating material group | I |
| CTI according to IEC 60112 | 600 |
| Flammability rating according to UL 94 | V0 |
| Glow wire flammability index GWFI according to EN 60695-2-12 | 850 |
| Glow wire ignition temperature GWIT according to EN 60695-2-13 | 775 |
| Temperature for the ball pressure test according to EN 60695-10-2 | 125 °C |

Dimensions

| | |
|-----------------------|--------------|
| Pitch | 3.5 mm |
| | 3.5 mm |
| Width [w] | 15.4 mm |
| Height [h] | 16 mm |
| Length [l] | 14.4 mm |
| Installed height | 13.5 mm |
| Solder pin length [P] | 2.5 mm |
| Pin dimensions | 0.8 x 0.8 mm |

SPT 1,5/ 4-H-3,5 - PCB terminal block



1990753

<https://www.phoenixcontact.com/us/products/1990753>

PCB design

| | |
|---------------|--------|
| Pin spacing | 8.2 mm |
| Hole diameter | 1.2 mm |

Mechanical tests

Test for conductor damage and slackening

| | |
|---------------|---------------------|
| Specification | IEC 60999-1:1999-11 |
| Result | Test passed |

Pull-out test

| | |
|---|---|
| Specification | IEC 60999-1:1999-11 |
| Conductor cross-section/conductor type/tractive force setpoint/actual value | 0.2 mm ² / solid / > 10 N |
| | 0.2 mm ² / flexible / > 10 N |
| | 1.5 mm ² / solid / > 40 N |
| | 1.5 mm ² / flexible / > 40 N |

Electrical tests

Temperature-rise test

| | |
|-----------------------------------|--|
| Specification | IEC 60947-7-4:2019-01 |
| Requirement temperature-rise test | The sum of ambient temperature and temperature rise of the PCB terminal block shall not exceed the upper limiting temperature. |

Short-time withstand current

| | |
|---------------|-----------------------|
| Specification | IEC 60947-7-4:2019-01 |
|---------------|-----------------------|

Insulation resistance

| | |
|--|-----------------------|
| Specification | IEC 60512-3-1:2002-02 |
| Insulation resistance, neighboring positions | > 5 MΩ |

Air clearances and creepage distances | 1. Insulation coordination

| | |
|--|-----------------------|
| Application | without pitch spacer |
| Specification | IEC 60947-7-4:2019-01 |
| Insulating material group | I |
| Comparative tracking index (IEC 60112) | CTI 600 |
| Rated insulation voltage (III/3) | 160 V |
| Rated surge voltage (III/3) | 2.5 kV |
| minimum clearance value - non-homogenous field (III/3) | 1.5 mm |
| minimum creepage distance (III/3) | 2 mm |
| Rated insulation voltage (III/2) | 200 V |
| Rated surge voltage (III/2) | 2.5 kV |
| minimum clearance value - non-homogenous field (III/2) | 1.5 mm |
| minimum creepage distance (III/2) | 1.5 mm |
| Rated insulation voltage (II/2) | 400 V |
| Rated surge voltage (II/2) | 2.5 kV |

SPT 1,5/ 4-H-3,5 - PCB terminal block



1990753

<https://www.phoenixcontact.com/us/products/1990753>

| | |
|---|--------|
| minimum clearance value - non-homogenous field (II/2) | 1.5 mm |
| minimum creepage distance (II/2) | 2 mm |

Air clearances and creepage distances | 2. Insulation coordination

| | |
|--|-----------------------|
| Application | with RZ-SPT 2,5-2,5 |
| Specification | IEC 60947-7-4:2019-01 |
| Insulating material group | I |
| Comparative tracking index (IEC 60112) | CTI 600 |
| Rated insulation voltage (III/3) | 320 V |
| Rated surge voltage (III/3) | 4 kV |
| minimum clearance value - non-homogenous field (III/3) | 3 mm |
| minimum creepage distance (III/3) | 4 mm |
| Rated insulation voltage (III/2) | 400 V |
| Rated surge voltage (III/2) | 4 kV |
| minimum clearance value - non-homogenous field (III/2) | 3 mm |
| minimum creepage distance (III/2) | 3 mm |
| Rated insulation voltage (II/2) | 630 V |
| Rated surge voltage (II/2) | 4 kV |
| minimum clearance value - non-homogenous field (II/2) | 3 mm |
| minimum creepage distance (II/2) | 3.2 mm |

Air clearances and creepage distances | 3. Insulation coordination

| | |
|--|-----------------------|
| Application | with RZ-SPT 2,5-5,0 |
| Specification | IEC 60947-7-4:2019-01 |
| Insulating material group | I |
| Comparative tracking index (IEC 60112) | CTI 600 |
| Rated insulation voltage (III/3) | 500 V |
| Rated surge voltage (III/3) | 6 kV |
| minimum clearance value - non-homogenous field (III/3) | 5.5 mm |
| minimum creepage distance (III/3) | 6.3 mm |
| Rated insulation voltage (III/2) | 630 V |
| Rated surge voltage (III/2) | 6 kV |
| minimum clearance value - non-homogenous field (III/2) | 5.5 mm |
| minimum creepage distance (III/2) | 5.5 mm |
| Rated insulation voltage (II/2) | 800 V |
| Rated surge voltage (II/2) | 6 kV |
| minimum clearance value - non-homogenous field (II/2) | 5.5 mm |
| minimum creepage distance (II/2) | 5.5 mm |

Environmental and real-life conditions

Vibration test

| | |
|---------------|-----------------------|
| Specification | IEC 60068-2-6:2007-12 |
| Frequency | 10 - 150 - 10 Hz |
| Sweep speed | 1 octave/min |

SPT 1,5/ 4-H-3,5 - PCB terminal block



1990753

<https://www.phoenixcontact.com/us/products/1990753>

| | |
|------------------------|--|
| Amplitude | 0.35 mm (10 Hz ... 60.1 Hz) |
| Acceleration | 50 m/s ² (60.1 Hz ... 150 Hz) |
| Test duration per axis | 2.5 h |
| Test directions | X-, Y- and Z-axis |

Glow-wire test

| | |
|------------------|------------------------|
| Specification | IEC 60695-2-10:2013-04 |
| Temperature | 850 °C |
| Time of exposure | 5 s |

Aging

| | |
|---------------|-----------------------|
| Specification | IEC 60947-7-4:2019-01 |
|---------------|-----------------------|

Ambient conditions

| | |
|---|---|
| Ambient temperature (storage/transport) | -40 °C ... 70 °C |
| Relative humidity (storage/transport) | 30 % ... 70 % |
| Ambient temperature (assembly) | -5 °C ... 100 °C |
| Ambient temperature (operation) | -40 °C ... 105 °C (Depending on the current carrying capacity/derating curve) |

Packaging specifications

| | |
|-------------------|---------------------|
| Type of packaging | packed in cardboard |
|-------------------|---------------------|

SPT 1,5/ 4-H-3,5 - PCB terminal block

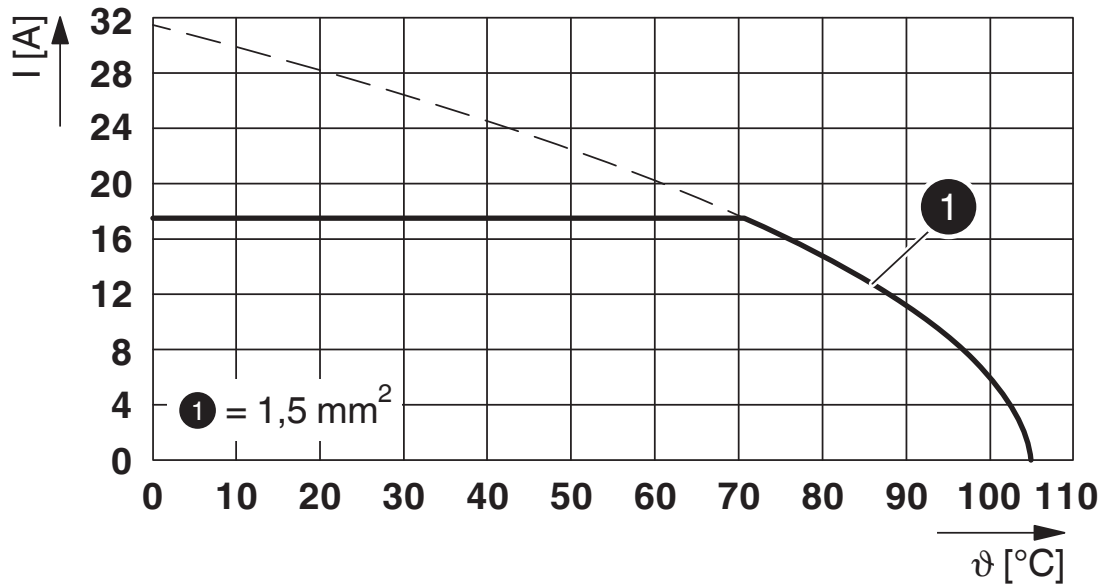


1990753

<https://www.phoenixcontact.com/us/products/1990753>

Drawings

Diagram



Type: SPT 1,5/...-H-3,5

SPT 1,5/ 4-H-3,5 - PCB terminal block





1990753

<https://www.phoenixcontact.com/us/products/1990753>

Approvals

To download certificates, visit the product detail page: <https://www.phoenixcontact.com/us/products/1990753>

|  VDE Zeichengenehmigung Approval ID: 40042909 | | | | |
|--|-----------------------|-----------------------|-------------------|-----------------------------|
| | Nominal voltage U_N | Nominal current I_N | Cross section AWG | Cross section mm^2 |
| keine | | | | |
| | 200 V | 17.5 A | - | 0.2 - 1.5 |

|  cULus Recognized Approval ID: E60425-20061129 | | | | |
|---|-----------------------|-----------------------|-------------------|-----------------------------|
| | Nominal voltage U_N | Nominal current I_N | Cross section AWG | Cross section mm^2 |
| B | | | | |
| | 300 V | 10 A | 24 - 16 | - |
| D | | | | |
| | 300 V | 10 A | 24 - 16 | - |

SPT 1,5/ 4-H-3,5 - PCB terminal block



1990753

<https://www.phoenixcontact.com/us/products/1990753>

Classifications

ECLASS

| | |
|-------------|----------|
| ECLASS-13.0 | 27460101 |
| ECLASS-15.0 | 27460101 |

ETIM

| | |
|-----------|----------|
| ETIM 10.0 | EC002643 |
|-----------|----------|

UNSPSC

| | |
|-------------|----------|
| UNSPSC 21.0 | 39121400 |
|-------------|----------|

SPT 1,5/ 4-H-3,5 - PCB terminal block



1990753

<https://www.phoenixcontact.com/us/products/1990753>

Environmental product compliance

EU RoHS

| | |
|---|--------------------|
| Fulfills EU RoHS substance requirements | Yes, No exemptions |
|---|--------------------|

China RoHS

| | |
|--|--|
| Environment friendly use period (EFUP) | EFUP-E |
| | No hazardous substances above the limits |

EU REACH SVHC

| | |
|-------------------------------------|----------------------------|
| REACH candidate substance (CAS No.) | No substance above 0.1 wt% |
|-------------------------------------|----------------------------|

Phoenix Contact 2026 © - all rights reserved
<https://www.phoenixcontact.com>

Phoenix Contact USA
586 Fulling Mill Road
Middletown, PA 17057, United States
(+717) 944-1300
info@phoenixcon.com