

# TFKC 2,5/ 2-ST-5,08 - PCB connector

1962600

<https://www.phoenixcontact.com/us/products/1962600>

Please be informed that the data shown in this PDF document is generated from our online catalog. Please find the complete data in the user documentation. Our general terms of use for downloads are valid.



PCB TWIN plug, nominal cross section: 2.5 mm<sup>2</sup>, color: green, nominal current: 12 A, rated voltage (III/2): 320 V, contact surface: Sn, contact connection type: Socket, number of potentials: 2, number of rows: 1, number of positions: 2, number of connections: 4, product range: TFKC 2,5/..-ST, pitch: 5.08 mm, connection method: Push-in spring connection, conductor/PCB connection direction: 0 °, locking clip: - Locking clip, plug-in system: COMBICON MSTB 2,5, locking: without, mounting method: without, type of packaging: packed in cardboard

## Your advantages

- Time saving push-in connection, tools not required
- Potentials can be easily looped through – ideal for BUS applications
- Intuitive operation due to color-coded actuating push button
- Can be combined with the MSTB 2,5 range
- Quick and convenient testing using integrated test option

## Commercial data

Item number	1962600
Packing unit	50 pc
Minimum order quantity	50 pc
Sales key	AA03
Product key	AACFMA
GTIN	4017918912031
Weight per piece (including packing)	4.659 g
Weight per piece (excluding packing)	4.582 g
Customs tariff number	85366990
Country of origin	BG

# TFKC 2,5/ 2-ST-5,08 - PCB connector



1962600

<https://www.phoenixcontact.com/us/products/1962600>

## Technical data

### Product properties

Product type	PCB TWIN plug
Product family	TFKC 2,5/..-ST
Product line	COMBICON Connectors M
Type	Bus plug component
Number of positions	2
Pitch	5.08 mm
Number of connections	4
Number of rows	1
Number of potentials	2
Mounting type	without

### Electrical properties

#### Properties

Nominal current $I_N$	12 A
Nominal voltage $U_N$	320 V
Contact resistance	2 mΩ
Rated voltage (III/3)	320 V
Rated surge voltage (III/3)	4 kV
Rated voltage (III/2)	320 V
Rated surge voltage (III/2)	4 kV
Rated voltage (II/2)	630 V
Rated surge voltage (II/2)	4 kV

#### Conductor connection I2 / I3

Current carrying capacity	24 A
---------------------------	------

#### Plug-in contact I1

Current carrying capacity	12 A
---------------------------	------

### Connection data

#### Connection technology

Type	Bus plug component
Connector system	COMBICON MSTB 2,5
Nominal cross section	2.5 mm <sup>2</sup>
Contact connection type	Socket

#### Interlock

Locking type	without
Mounting type	without

#### Conductor connection

# TFKC 2,5/ 2-ST-5,08 - PCB connector



1962600

<https://www.phoenixcontact.com/us/products/1962600>

Connection method	Push-in spring connection
Conductor/PCB connection direction	0 °
Conductor cross-section rigid	0.2 mm <sup>2</sup> ... 2.5 mm <sup>2</sup>
Conductor cross-section flexible	0.2 mm <sup>2</sup> ... 2.5 mm <sup>2</sup>
Conductor cross-section AWG	24 ... 12
Conductor cross-section, flexible, with ferrule, without plastic sleeve	0.25 mm <sup>2</sup> ... 2.5 mm <sup>2</sup>
Conductor cross-section, flexible, with ferrule, with plastic sleeve	0.25 mm <sup>2</sup> ... 2.5 mm <sup>2</sup>
2 conductors with the same cross section, flexible, with TWIN ferrule with plastic sleeve	0.5 mm <sup>2</sup> ... 1.5 mm <sup>2</sup>
Cylindrical gauge a x b / diameter	2.8 mm x 2.0 mm / 2.0 mm
Stripping length	10 mm

## Specifications for ferrules without insulating collar

recommended crimping tool	1212034 CRIMPFOX 6
---------------------------	--------------------

## Specifications for ferrules with insulating collar

recommended crimping tool	1212034 CRIMPFOX 6
---------------------------	--------------------

## Material specifications

### Material data - contact

Note	WEEE/RoHS-compliant, free of whiskers according to IEC 60068-2-82/JEDEC JESD 201
Contact material	Cu alloy
Surface characteristics	hot-dip tin-plated
Metal surface terminal point (top layer)	Tin (4 µm - 8 µm Sn)
Metal surface contact area (top layer)	Tin (4 µm - 8 µm Sn)

### Material data - housing

Color (Housing)	green (6021)
Insulating material	PA
Insulating material group	I
CTI according to IEC 60112	600
Flammability rating according to UL 94	V0
Glow wire flammability index GWFI according to EN 60695-2-12	850
Glow wire ignition temperature GWIT according to EN 60695-2-13	775
Temperature for the ball pressure test according to EN 60695-10-2	125 °C

### Material data – actuating element

Color (Actuating element)	orange (2003)
Insulating material	PBT
Insulating material group	IIIa
CTI according to IEC 60112	275
Flammability rating according to UL 94	V0


# TFKC 2,5/ 2-ST-5,08 - PCB connector



1962600

<https://www.phoenixcontact.com/us/products/1962600>

## Dimensions

Dimensional drawing	
Pitch	5.08 mm
Width [w]	10.06 mm
Height [h]	22.1 mm
Length [l]	25.7 mm

## Notes

Notes on operation	In accordance with IEC 61984, COMBICON connectors have no switching power (COC). During designated use, they must not be plugged in or disconnected when carrying voltage or under load.
--------------------	--

## Mechanical tests

### Conductor connection

Specification	IEC 60999-1:1999-11
Result	Test passed

### Test for conductor damage and slackening

Specification	IEC 60999-1:1999-11
Result	Test passed

### Repeated connection and disconnection

Specification	IEC 60999-1:1999-11
Result	Test passed

### Pull-out test

Specification	IEC 60999-1:1999-11
Conductor cross-section/conductor type/tractive force setpoint/actual value	0.2 mm <sup>2</sup> / solid / > 10 N
	0.2 mm <sup>2</sup> / flexible / > 10 N
	2.5 mm <sup>2</sup> / solid / > 50 N
	2.5 mm <sup>2</sup> / flexible / > 50 N

### Insertion and withdrawal forces

Specification	IEC 60512-13-2:2006-02
Result	Test passed
No. of cycles	25
Insertion strength per pos. approx.	10 N
Withdraw strength per pos. approx.	9.5 N

### Resistance of inscriptions

Specification	IEC 60068-2-70:1995-12
---------------	------------------------

# TFKC 2,5/ 2-ST-5,08 - PCB connector



1962600

<https://www.phoenixcontact.com/us/products/1962600>

Result	Test passed
Polarization and coding	
Specification	IEC 60512-13-5:2006-02
Result	Test passed
Visual inspection	
Specification	IEC 60512-1-1:2002-02
Result	Test passed
Dimension check	
Specification	IEC 60512-1-2:2002-02
Result	Test passed

## Environmental and real-life conditions

### Durability test

Specification	IEC 60512-9-1:2010-03
Impulse withstand voltage at sea level	4.8 kV
Contact resistance $R_1$	2 m $\Omega$
Contact resistance $R_2$	2.2 m $\Omega$
Insertion/withdrawal cycles	25

### Climatic test

Specification	ISO 6988:1985-02
Corrosive stress	0.2 dm <sup>3</sup> SO <sub>2</sub> on 300 dm <sup>3</sup> /40 °C/1 cycle
Thermal stress	100 °C/168 h
Power-frequency withstand voltage	2.21 kV

### Vibration test

Specification	IEC 60068-2-6:2007-12
Frequency	10 - 150 - 10 Hz
Sweep speed	1 octave/min
Amplitude	0.35 mm (10 Hz ... 60.1 Hz)
Acceleration	5g (60.1 Hz ... 150 Hz)
Test duration per axis	2.5 h
Test directions	X-, Y- and Z-axis

### Ambient conditions

Ambient temperature (storage/transport)	-40 °C ... 70 °C
Relative humidity (storage/transport)	30 % ... 70 %
Ambient temperature (assembly)	-5 °C ... 100 °C
Ambient temperature (operation)	-40 °C ... 100 °C (dependent on the derating curve)

### Ambient conditions

Ambient temperature (operation)	-40 °C ... 100 °C (dependent on the derating curve)
Ambient temperature (storage/transport)	-40 °C ... 70 °C
Relative humidity (storage/transport)	30 % ... 70 %

# TFKC 2,5/ 2-ST-5,08 - PCB connector



1962600

<https://www.phoenixcontact.com/us/products/1962600>

Ambient temperature (assembly)	-5 °C ... 100 °C
--------------------------------	------------------

## Electrical tests

### Thermal test | Test group C

Specification	IEC 60512-5-1:2002-02
Tested number of positions	10

### Insulation resistance

Specification	IEC 60512-3-1:2002-02
Insulation resistance, neighboring positions	10 <sup>12</sup> Ω

### Temperature cycles

Specification	IEC 60999-1:1999-11
Result	Test passed

### Air clearances and creepage distances |

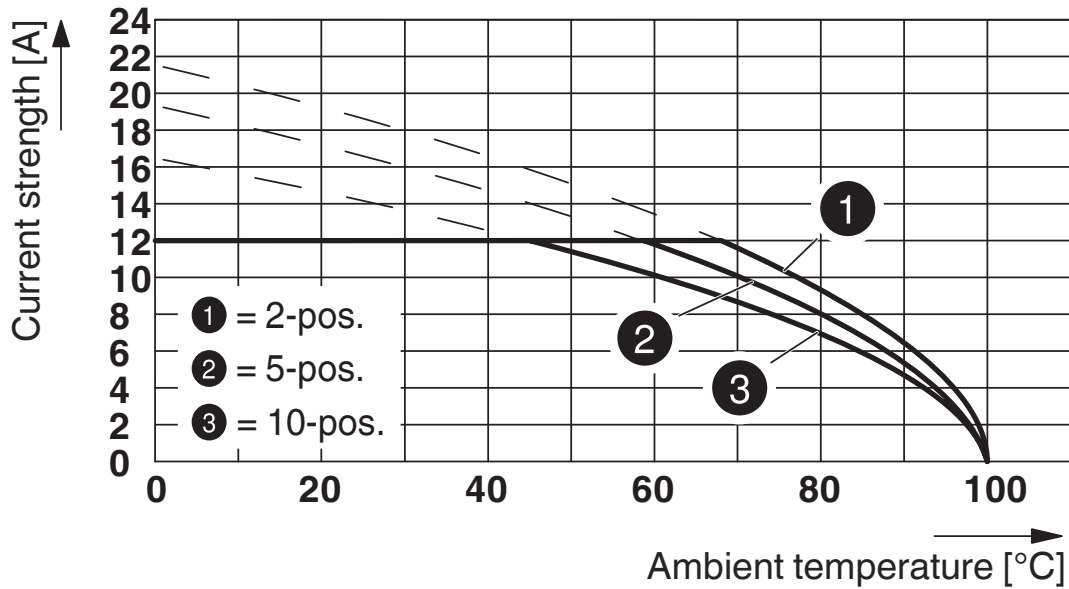
Specification	IEC 60664-1:2007-04
Insulating material group	I
Comparative tracking index (IEC 60112)	CTI 600
Rated insulation voltage (III/3)	320 V
Rated surge voltage (III/3)	4 kV
minimum clearance value - non-homogenous field (III/3)	3 mm
minimum creepage distance (III/3)	4 mm
Rated insulation voltage (III/2)	320 V
Rated surge voltage (III/2)	4 kV
minimum clearance value - non-homogenous field (III/2)	3 mm
minimum creepage distance (III/2)	3 mm
Rated insulation voltage (II/2)	630 V
Rated surge voltage (II/2)	4 kV
minimum clearance value - non-homogenous field (II/2)	3 mm
minimum creepage distance (II/2)	3.2 mm

## Packaging specifications

Type of packaging	packed in cardboard
-------------------	---------------------

Drawings

Diagram



Type: TFKC 2,5/...-ST-5,08 with MSTBVA 2,5/...-G-5,08

Diagram



Type: TFKC 2,5/...-ST-5,08 with CC 2,5/...-G-5,08 P...THR

# TFKC 2,5/ 2-ST-5,08 - PCB connector



1962600

<https://www.phoenixcontact.com/us/products/1962600>



Type: TFKC 2,5/...-ST-5,08 with CCV 2,5/...-G-5,08 P...THR



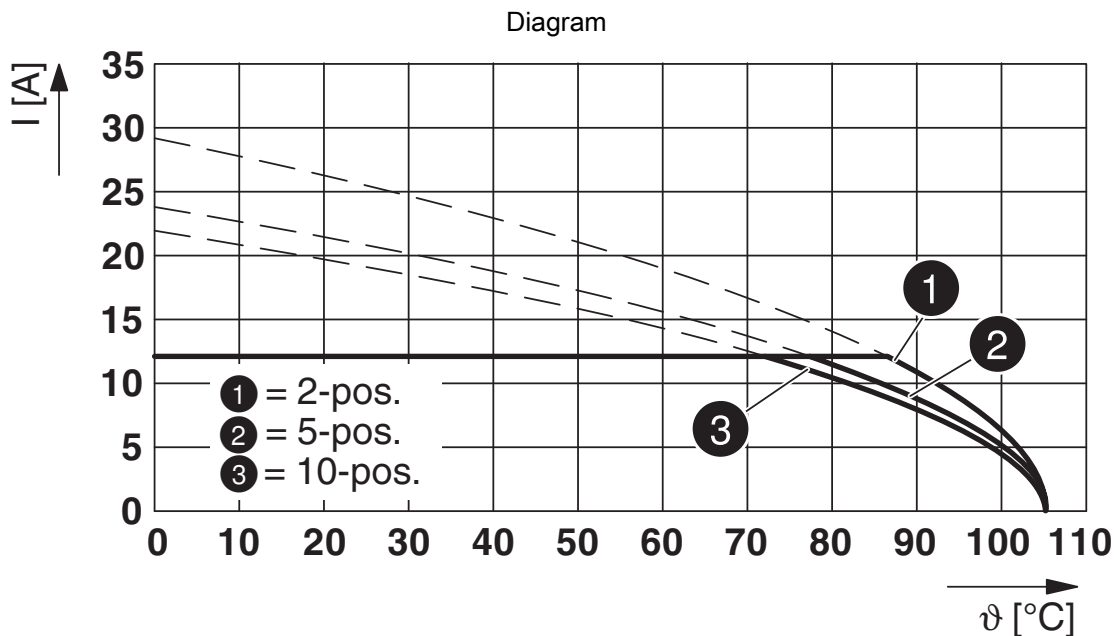
Type: TFKC 2,5/...-ST-5,08 with CCVA 2,5/...-G-5,08 P...THR

# TFKC 2,5/ 2-ST-5,08 - PCB connector

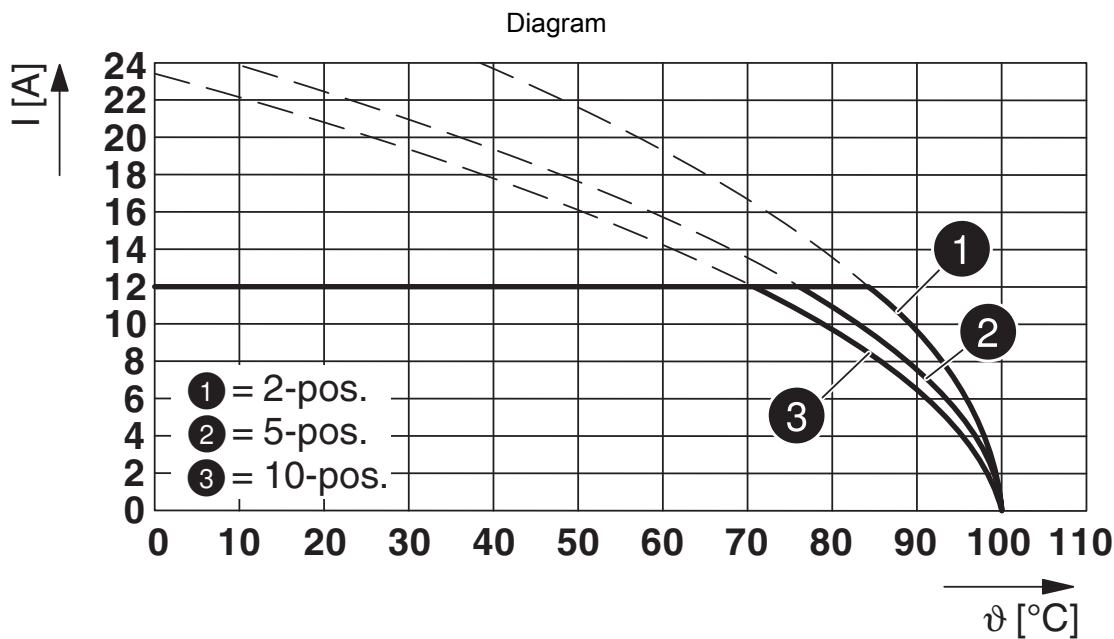


1962600

<https://www.phoenixcontact.com/us/products/1962600>



Type: TFKC 2,5/...-ST-5,08 with FKIC 2,5/...-ST-5,08



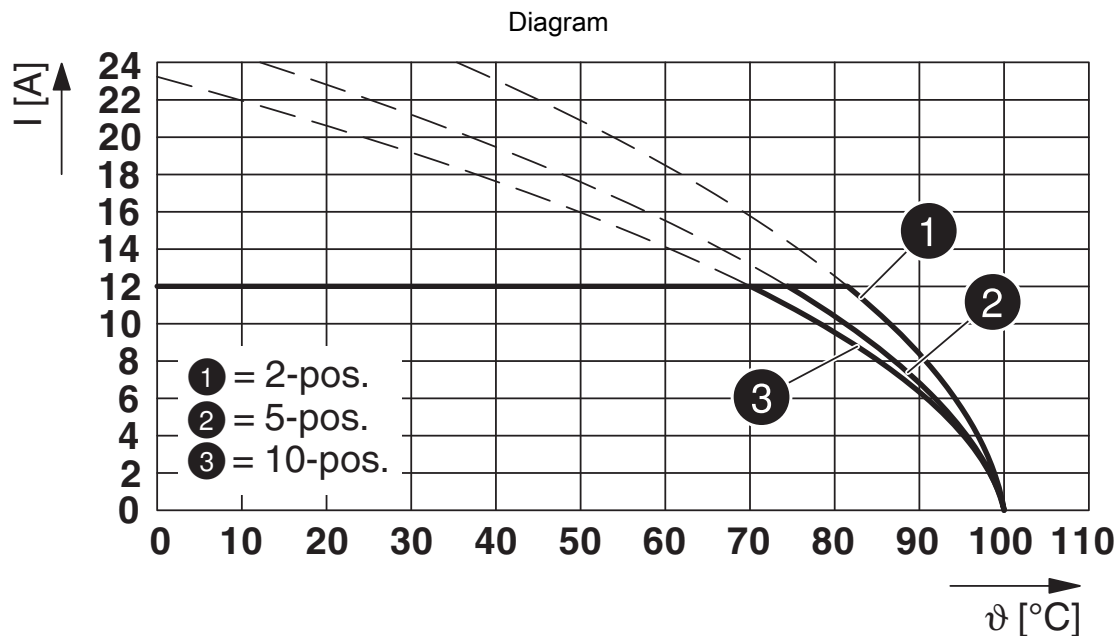
Type: TFKC 2,5/...-ST-5,08 with MSTB 2,5/...-G-5,08

# TFKC 2,5/ 2-ST-5,08 - PCB connector

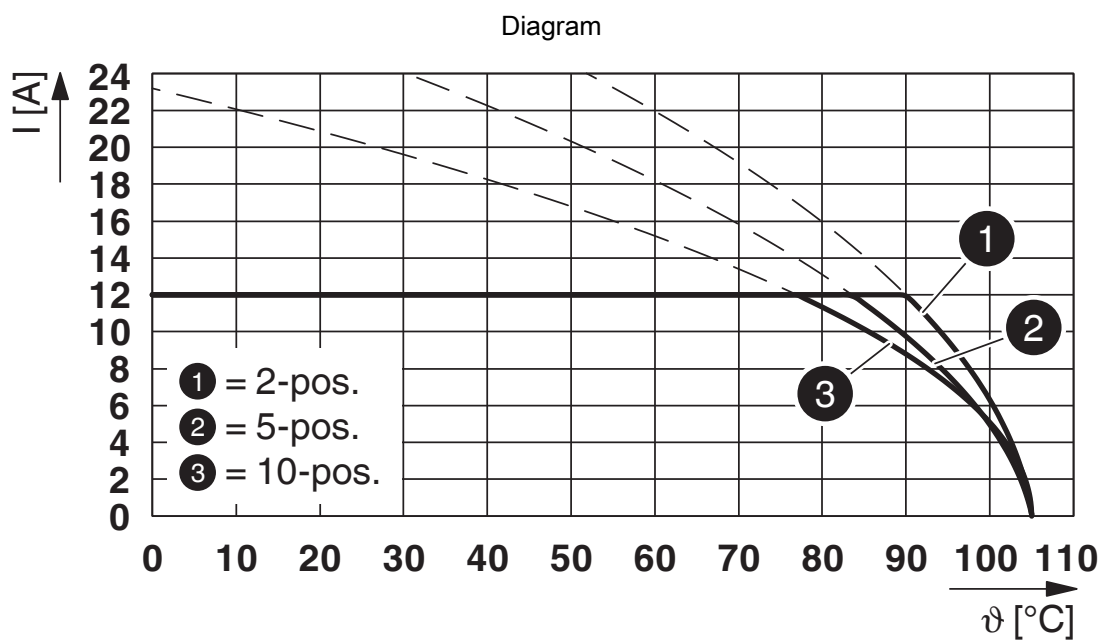


1962600

<https://www.phoenixcontact.com/us/products/1962600>



Type: TFKC 2,5/...-ST-5,08 with CCA 2,5/...-G-5,08 P...THR



Type: TFKC 2,5/...-ST-5,08 with MSTBA 2,5/...-G-5,08

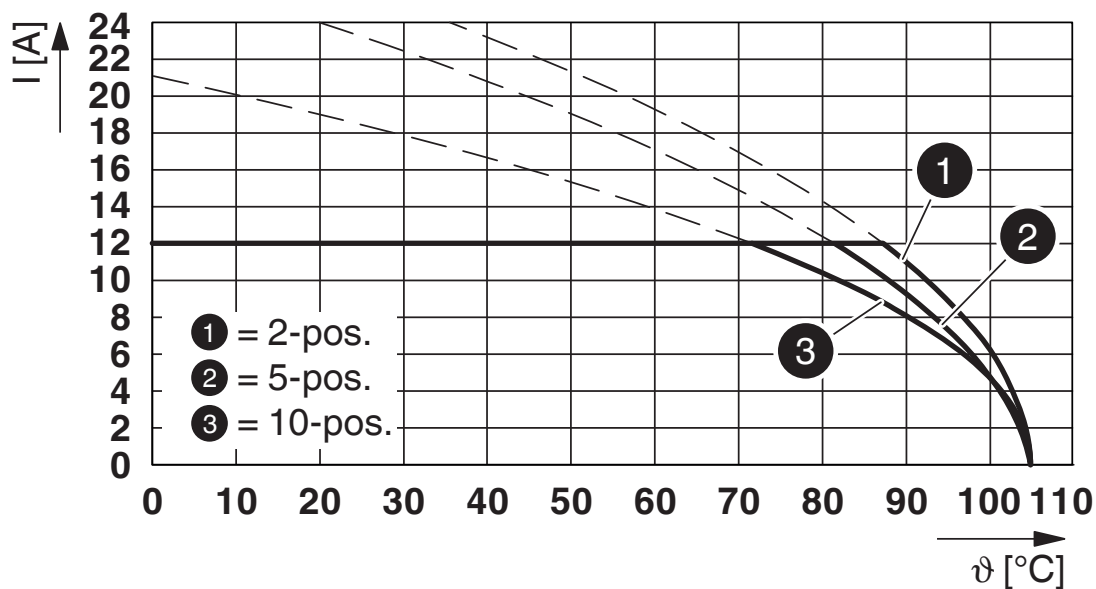
# TFKC 2,5/ 2-ST-5,08 - PCB connector



1962600

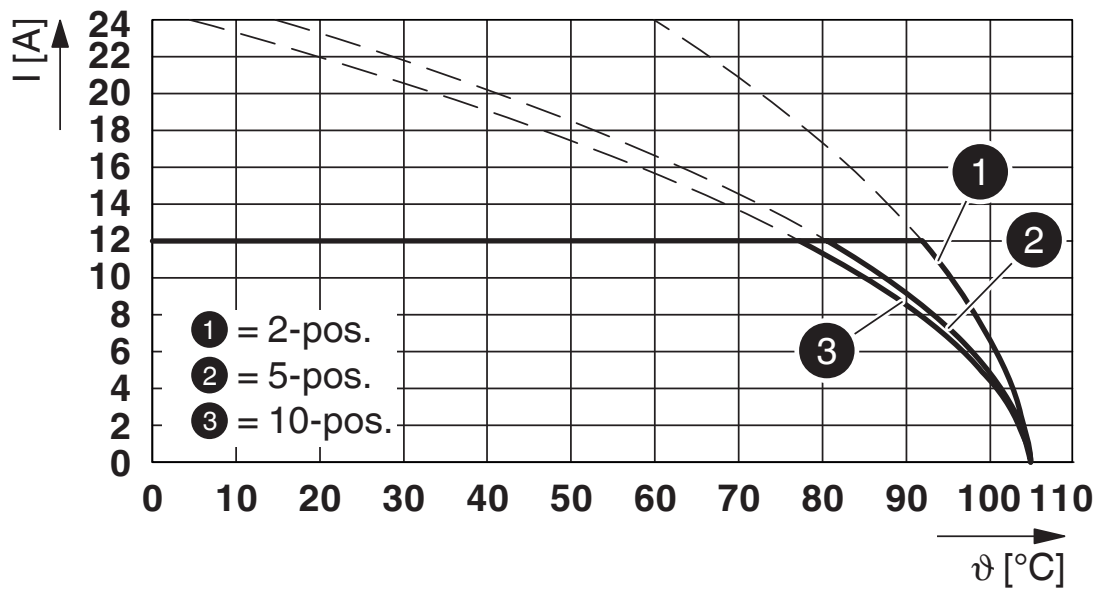
<https://www.phoenixcontact.com/us/products/1962600>

Diagram



Type: TFKC 2,5/...-ST-5,08 with SMSTBA 2,5/...-G-5,08

Diagram



Type: TFKC 2,5/...-ST-5,08 with SMSTB 2,5/...-G-5,08

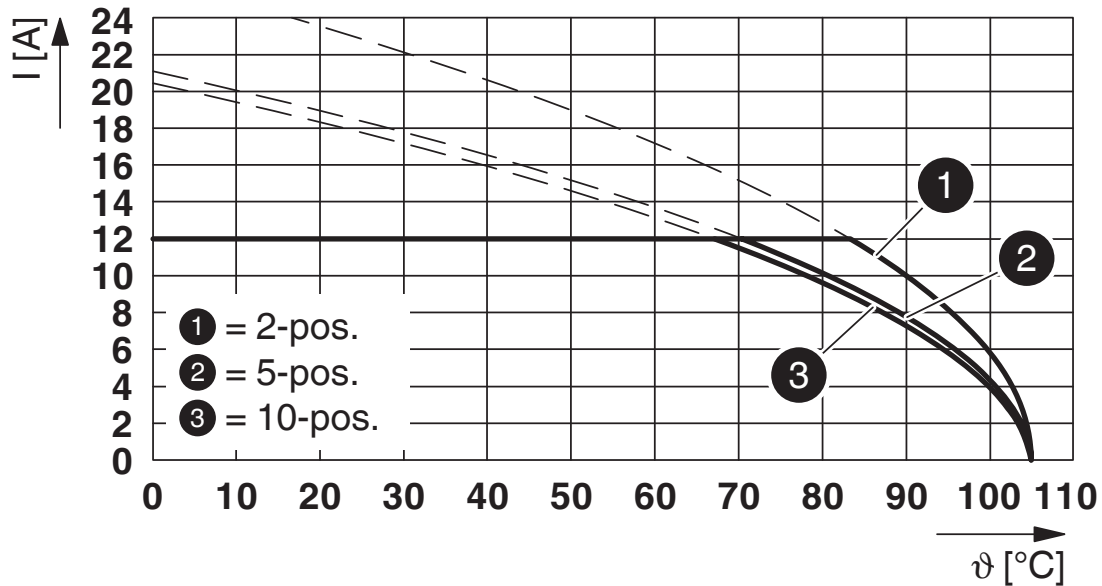
# TFKC 2,5/ 2-ST-5,08 - PCB connector



1962600

<https://www.phoenixcontact.com/us/products/1962600>

Diagram



Type: TFKC 2,5/...-ST-5,08 with MSTBW 2,5/...-G-5,08

Diagram



Type: TFKC 2,5/...-ST-5,08 with MSTBV 2,5/...-G-5,08

# TFKC 2,5/ 2-ST-5,08 - PCB connector

1962600

<https://www.phoenixcontact.com/us/products/1962600>



Circuit diagram



# TFKC 2,5/ 2-ST-5,08 - PCB connector





1962600

<https://www.phoenixcontact.com/us/products/1962600>

## Approvals

To download certificates, visit the product detail page: <https://www.phoenixcontact.com/us/products/1962600>

 <b>cULus Recognized</b> Approval ID: E60425-19931011				
	Nominal voltage $U_N$	Nominal current $I_N$	Cross section AWG	Cross section $\text{mm}^2$
B	300 V	10 A	26 - 12	-
D	300 V	10 A	26 - 12	-

 <b>VDE approval of drawings</b> Approval ID: 40050694				
	Nominal voltage $U_N$	Nominal current $I_N$	Cross section AWG	Cross section $\text{mm}^2$
keine	250 V	12 A	-	0.2 - 2.5

# TFKC 2,5/ 2-ST-5,08 - PCB connector



1962600

<https://www.phoenixcontact.com/us/products/1962600>

## Classifications

### ECLASS

ECLASS-13.0	27460202
ECLASS-15.0	27460202

### ETIM

ETIM 10.0	EC002638
-----------	----------

### UNSPSC

UNSPSC 21.0	39121400
-------------	----------

# TFKC 2,5/ 2-ST-5,08 - PCB connector



1962600

<https://www.phoenixcontact.com/us/products/1962600>

## Environmental product compliance

### EU RoHS

Fulfills EU RoHS substance requirements	Yes, No exemptions
---	--------------------

### China RoHS

Environment friendly use period (EFUP)	EFUP-E
	No hazardous substances above the limits

### EU REACH SVHC

REACH candidate substance (CAS No.)	No substance above 0.1 wt%
-------------------------------------	----------------------------

### EF3.1 Climate Change

CO2e kg	0.09 kg CO2e
---------	--------------

Phoenix Contact 2026 © - all rights reserved  
<https://www.phoenixcontact.com>

Phoenix Contact USA  
586 Fulling Mill Road  
Middletown, PA 17057, United States  
(+717) 944-1300  
[info@phoenixcon.com](mailto:info@phoenixcon.com)