

# CCV 2,5/12-GF-5,08 P26THR - PCB header



1955730

<https://www.phoenixcontact.com/us/products/1955730>

Please be informed that the data shown in this PDF document is generated from our online catalog. Please find the complete data in the user documentation. Our general terms of use for downloads are valid.



PCB headers, nominal cross section: 2.5 mm<sup>2</sup>, color: black, nominal current: 12 A, rated voltage (III/2): 320 V, contact surface: Sn, contact connection type: Pin, number of potentials: 12, number of rows: 1, number of positions: 12, number of connections: 12, product range: CCV 2,5/..-GF, pitch: 5.08 mm, mounting: THR soldering / wave soldering, pin layout: Linear pinning, solder pin [P]: 2.6 mm, number of solder pins per potential: 1, plug-in system: COMBICON MSTB 2,5, Pin connector pattern alignment: Standard, locking: Screw locking mechanism, mounting method: Threaded flange, type of packaging: packed in cardboard, For user information and design recommendations for through-hole reflow technology, go to: Downloads

## Your advantages

- Designed for integration into the SMT soldering process
- Vertical connection enables multi-row arrangement on the PCB
- Screwable flange for superior mechanical stability
- Maximum flexibility when it comes to device design – one header for connectors with different connection technologies

## Commercial data

|                                      |               |
|--------------------------------------|---------------|
| Item number                          | 1955730       |
| Packing unit                         | 50 pc         |
| Minimum order quantity               | 50 pc         |
| Sales key                            | AA03          |
| Product key                          | AACTBH        |
| GTIN                                 | 4017918926496 |
| Weight per piece (including packing) | 5.92 g        |
| Weight per piece (excluding packing) | 5.254 g       |
| Customs tariff number                | 85366930      |
| Country of origin                    | DE            |

## Technical data

### Product properties

|                           |  |
|---------------------------|--|
| Product type              | PCB headers                                |
| Product family            | CCV 2,5/..-GF                              |
| Product line              | COMBICON Connectors M                      |
| Type                      | Component suitable for through hole reflow |
| Number of positions       | 12   |
| Pitch                     | 5.08 mm                                    |
| Number of connections     | 12   |
| Number of rows            | 1  |
| Number of potentials      | 12   |
| Mounting type             | Threaded flange                            |
| Pin layout                | Linear pinning                             |
| Solder pins per potential | 1  |

### Electrical properties

#### Properties

|                             |        |
|-----------------------------|--------|
| Nominal current $I_N$       | 12 A   |
| Nominal voltage $U_N$       | 320 V  |
| Contact resistance          | 0.9 mΩ |
| Rated voltage (III/3)       | 250 V  |
| Rated surge voltage (III/3) | 4 kV   |
| Rated voltage (III/2)       | 320 V  |
| Rated surge voltage (III/2) | 4 kV   |
| Rated voltage (II/2)        | 400 V  |
| Rated surge voltage (II/2)  | 4 kV   |

### Mounting

|               |                                |
|---------------|--------------------------------|
| Mounting type | THR soldering / wave soldering |
| Pin layout    | Linear pinning                 |

#### Flange

|                   |        |
|-------------------|--------|
| Tightening torque | 0.3 Nm |
|-------------------|--------|

#### Processing notes

|                                  |                       |
|----------------------------------|-----------------------|
| Process                          | Reflow/wave soldering |
| Moisture Sensitive Level         | MSL 1                 |
| Classification temperature $T_c$ | 260 °C                |
| Solder cycles in the reflow      | 3                     |

### Material specifications

#### Material data - contact

# CCV 2,5/12-GF-5,08 P26THR - PCB header



1955730

<https://www.phoenixcontact.com/us/products/1955730>

|   |  |
|---|--|
| Note  | WEEE/RoHS-compliant, free of whiskers according to IEC 60068-2-82/JEDEC JESD 201 |
| Contact material                            | Cu alloy   |
| Surface characteristics                     | Tin-plated   |
| Metal surface contact area (top layer)      | Tin (3 µm - 5 µm Sn)   |
| Metal surface contact area (middle layer)   | Nickel (1.3 µm - 3 µm Ni)  |
| Metal surface soldering area (top layer)    | Tin (3 µm - 5 µm Sn)   |
| Metal surface soldering area (middle layer) | Nickel (1.3 µm - 3 µm Ni)  |

## Material data - housing

|  |              |
|--|--------------|
| Color (Housing)                        | black (9005) |
| Insulating material                    | LCP          |
| Insulating material group              | IIIa         |
| CTI according to IEC 60112             | 175          |
| Flammability rating according to UL 94 | V0           |

## Notes

|                                 |   |
|---------------------------------|---|
| Details for soldering processes | Processing using reflow processes in compliance with IEC 60068-2-58 or DIN EN 61760-1 (latest version)<br>Moisture Sensitive Level (MSL) = 1 according to IPC/JEDEC J-STD-020-C |
|---------------------------------|---|

## Dimensions

|                       |  |
|-----------------------|--|
| Dimensional drawing   |  |
| Pitch                 | 5.08 mm  |
| Width [w]             | 71.07 mm   |
| Height [h]            | 14.6 mm  |
| Length [l]            | 8.57 mm  |
| Installed height      | 12 mm  |
| Solder pin length [P] | 2.6 mm   |
| Pin dimensions        | 1 x 1 mm   |

## PCB design

|               |        |
|---------------|--------|
| Hole diameter | 1.6 mm |
|---------------|--------|

## Mechanical tests

### Visual inspection

|               |                       |
|---------------|-----------------------|
| Specification | IEC 60512-1-1:2002-02 |
| Result        | Test passed           |

### Dimension check

|               |                       |
|---------------|-----------------------|
| Specification | IEC 60512-1-2:2002-02 |
|---------------|-----------------------|

1955730

<https://www.phoenixcontact.com/us/products/1955730>

|   |                        |
|---|------------------------|
| Result                                      | Test passed            |
| Resistance of inscriptions                  |                        |
| Specification                               | IEC 60068-2-70:1995-12 |
| Result                                      | Test passed            |
| Polarization and coding                     |                        |
| Specification                               | IEC 60512-13-5:2006-02 |
| Result                                      | Test passed            |
| Contact holder in insert                    |                        |
| Specification                               | IEC 60512-15-1:2008-05 |
| Contact holder in insert Requirements >20 N | Test passed            |
| Insertion and withdrawal forces             |                        |
| Specification                               | IEC 60512-13-2:2006-02 |
| Result                                      | Test passed            |
| No. of cycles                               | 25                     |
| Insertion strength per pos. approx.         | 8 N                    |
| Withdraw strength per pos. approx.          | 6 N                    |

## Electrical tests

|  |                       |
|--|-----------------------|
| Thermal test   Test group C                            |                       |
| Specification  | IEC 60512-5-1:2002-02 |
| Tested number of positions                             | 20                    |
| Insulation resistance                                  |                       |
| Specification  | IEC 60512-3-1:2002-02 |
| Insulation resistance, neighboring positions           | > 5 MΩ                |
| Air clearances and creepage distances                  |                       |
| Specification  | IEC 60664-1:2007-04   |
| Insulating material group                              | IIIa                  |
| Comparative tracking index (IEC 60112)                 | CTI 175               |
| Rated insulation voltage (III/3)                       | 250 V                 |
| Rated surge voltage (III/3)                            | 4 kV                  |
| minimum clearance value - non-homogenous field (III/3) | 3 mm                  |
| minimum creepage distance (III/3)                      | 4 mm                  |
| Rated insulation voltage (III/2)                       | 320 V                 |
| Rated surge voltage (III/2)                            | 4 kV                  |
| minimum clearance value - non-homogenous field (III/2) | 3 mm                  |
| minimum creepage distance (III/2)                      | 3.2 mm                |
| Rated insulation voltage (II/2)                        | 400 V                 |
| Rated surge voltage (II/2)                             | 4 kV                  |
| minimum clearance value - non-homogenous field (II/2)  | 3 mm                  |
| minimum creepage distance (II/2)                       | 4 mm                  |

## Environmental and real-life conditions

## Durability test

|  |                       |
|--|-----------------------|
| Specification                                | IEC 60512-9-1:2010-03 |
| Impulse withstand voltage at sea level       | 4.8 kV                |
| Contact resistance $R_1$                     | 0.9 m $\Omega$        |
| Contact resistance $R_2$                     | 1.2 m $\Omega$        |
| Insertion/withdrawal cycles                  | 25                    |
| Insulation resistance, neighboring positions | > 5 M $\Omega$        |

## Climatic test

|                                   |   |
|-----------------------------------|---|
| Specification                     | ISO 6988:1985-02  |
| Corrosive stress                  | 0.2 dm <sup>3</sup> SO <sub>2</sub> on 300 dm <sup>3</sup> /40 °C/1 cycle |
| Thermal stress                    | 105 °C/168 h  |
| Power-frequency withstand voltage | 2.21 kV   |

## Vibration test

|                        |                             |
|------------------------|-----------------------------|
| Specification          | IEC 60068-2-6:2007-12       |
| Frequency              | 10 - 150 - 10 Hz            |
| Sweep speed            | 1 octave/min                |
| Amplitude              | 0.35 mm (10 Hz ... 60.1 Hz) |
| Acceleration           | 5g (60.1 Hz ... 150 Hz)     |
| Test duration per axis | 2.5 h                       |
| Test directions        | X-, Y- and Z-axis           |

## Shocks

|                 |                                   |
|-----------------|-----------------------------------|
| Specification   | IEC 60068-2-27:2008-02            |
| Pulse shape     | Semi-sinusoidal                   |
| Acceleration    | 20g                               |
| Shock duration  | 11 ms                             |
| Test directions | X-, Y- and Z-axis (pos. and neg.) |

## Railway application: Oscillation/broadband noise

|                        |  |
|------------------------|--|
| Specification          | DIN EN 50155 (VDE 0115-200):2022-06<br>IEC 61373:2010-05 |
| Spectrum               | Long life test category 1, class B, body mounted         |
| Frequency              | $f_1 = 5$ Hz to $f_2 = 150$ Hz                           |
| ASD level              | 0.964 (m/s <sup>2</sup> )/Hz                             |
| Acceleration           | 0.572 g  |
| Test duration per axis | 5 h  |
| Test directions        | X-, Y- and Z-axis  |
| Contact interruption   | < 1 $\mu$ s  |
| Result                 | Test passed  |

## Railway application: Shocks

|               |                                     |
|---------------|-------------------------------------|
| Specification | DIN EN 50155 (VDE 0115-200):2022-06 |
|---------------|-------------------------------------|

# CCV 2,5/12-GF-5,08 P26THR - PCB header



1955730

<https://www.phoenixcontact.com/us/products/1955730>

|                                |                                   |
|--------------------------------|-----------------------------------|
|                                | IEC 61373:2010-05                 |
| Pulse shape                    | Semi-sinusoidal                   |
| Acceleration                   | 20g                               |
| Shock duration                 | 11 ms                             |
| Number of shocks per direction | 3                                 |
| Test directions                | X-, Y- and Z-axis (pos. and neg.) |
| Contact interruption           | < 1 $\mu$ s                       |
| Result                         | Test passed                       |

## Ambient conditions

|   |   |
|---|---|
| Ambient temperature (storage/transport) | -40 °C ... 70 °C                                    |
| Relative humidity (storage/transport)   | 30 % ... 70 %                                       |
| Ambient temperature (assembly)          | -5 °C ... 100 °C                                    |
| Ambient temperature (operation)         | -40 °C ... 105 °C (dependent on the derating curve) |

## Packaging specifications

|                   |                     |
|-------------------|---------------------|
| Type of packaging | packed in cardboard |
|-------------------|---------------------|

Drawings

Diagram

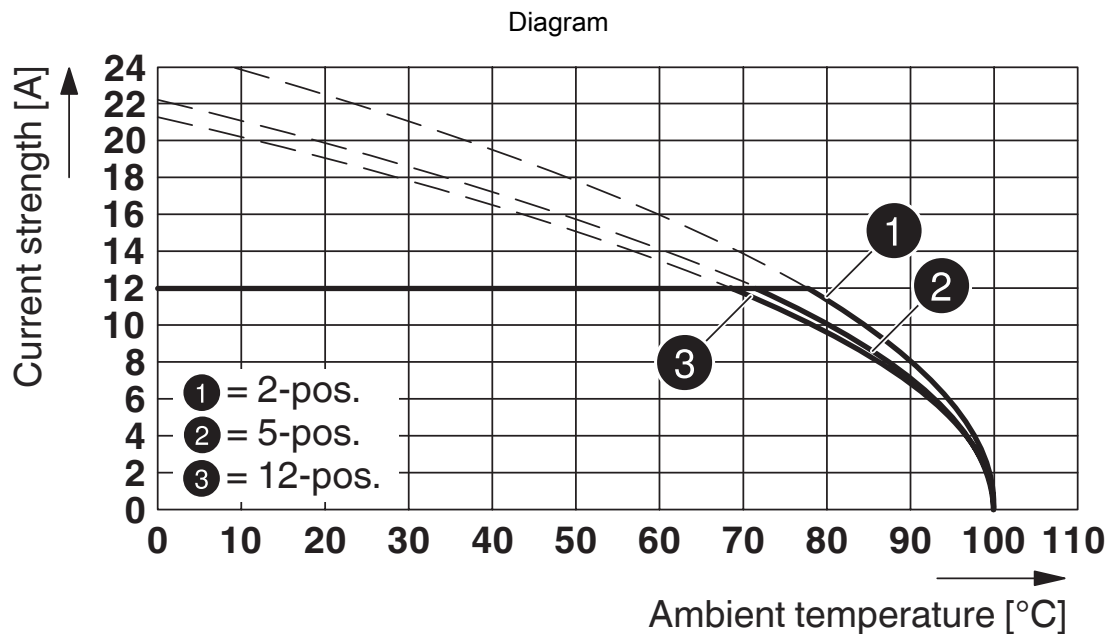


Type: LPC 2,5/...-STF-5,08 with CCV 2,5/...-GF-5,08 P...THR

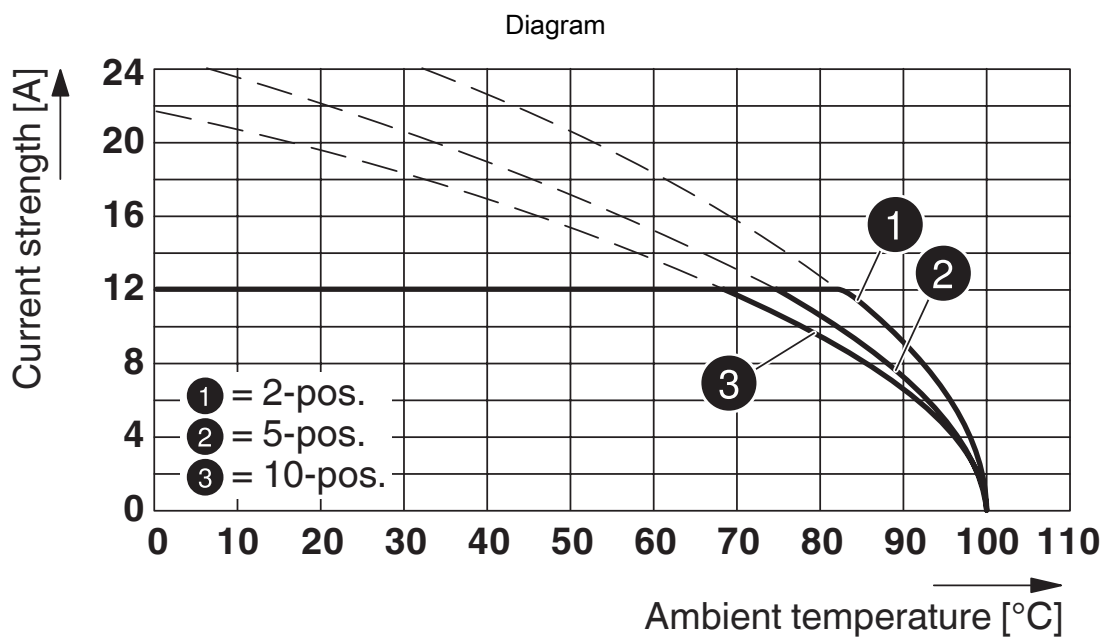
Diagram



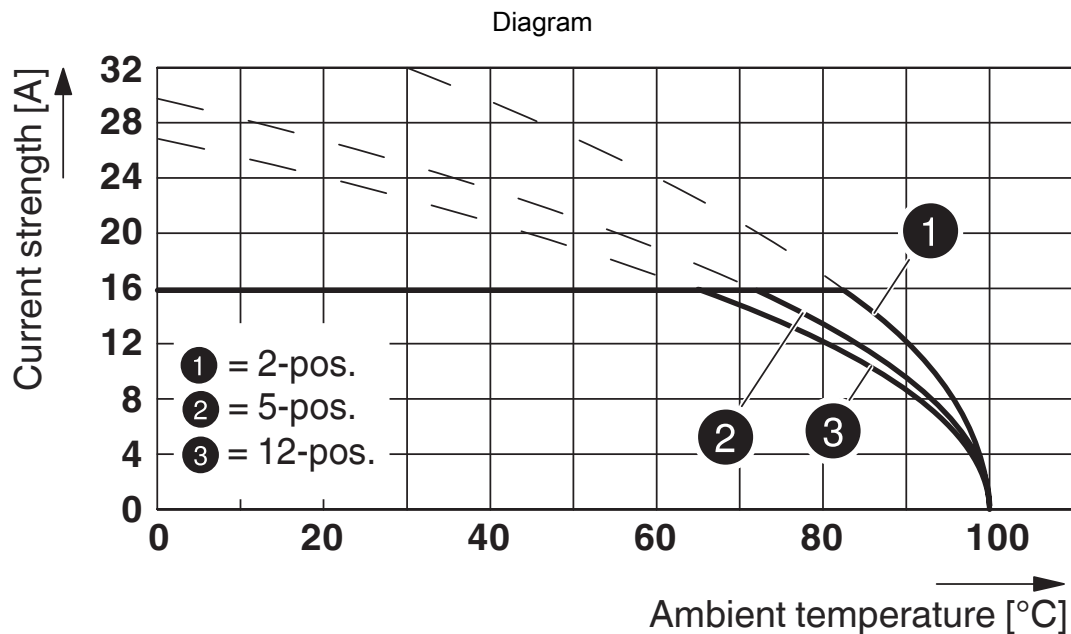
Type: FKCS 2,5/...-STF-5,08 with CCV 2,5/...-GF-5,08 P...THR



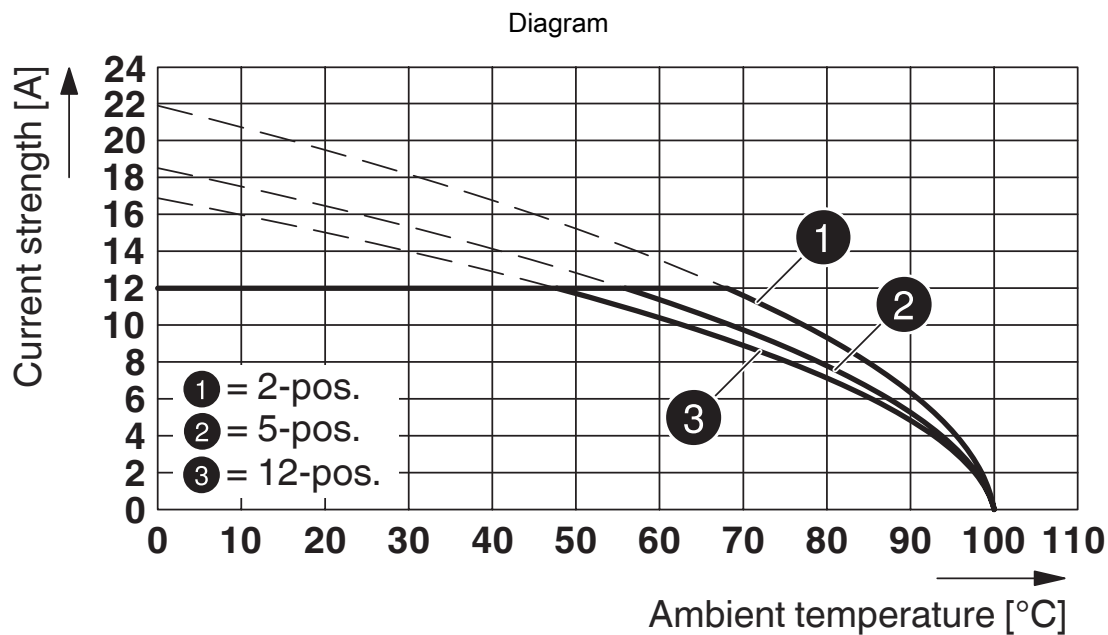
Type: MSTB 2,5/...-STF-5,08 with CCV 2,5/...-GF-5,08 P26THR



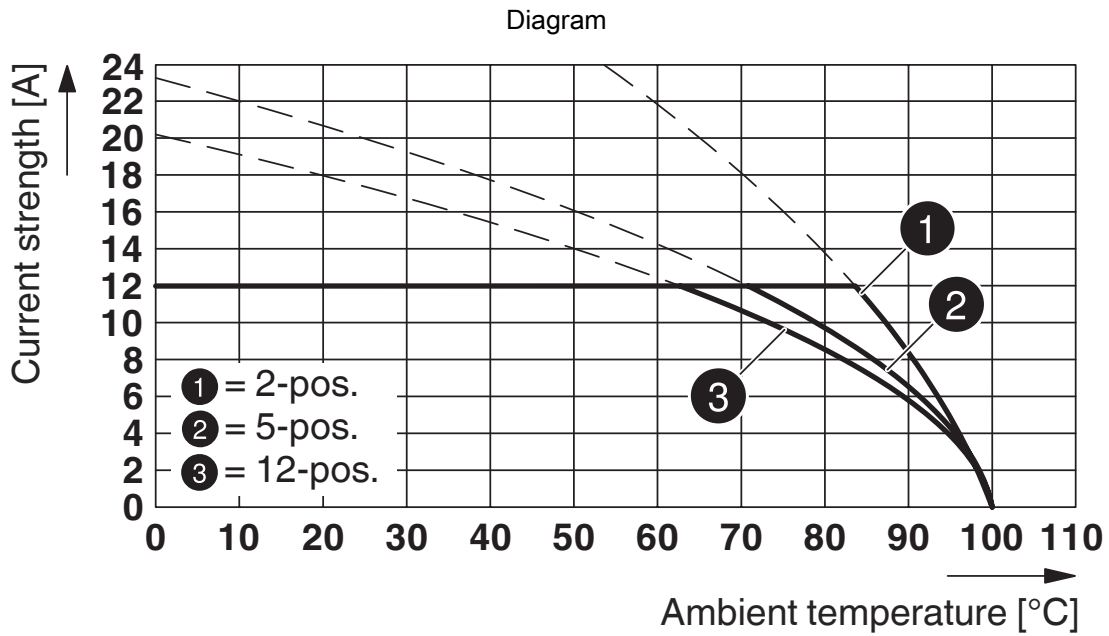
Type: TFKC 2,5/...-STF-5,08 with CCV 2,5/...-GF-5,08 P26THR



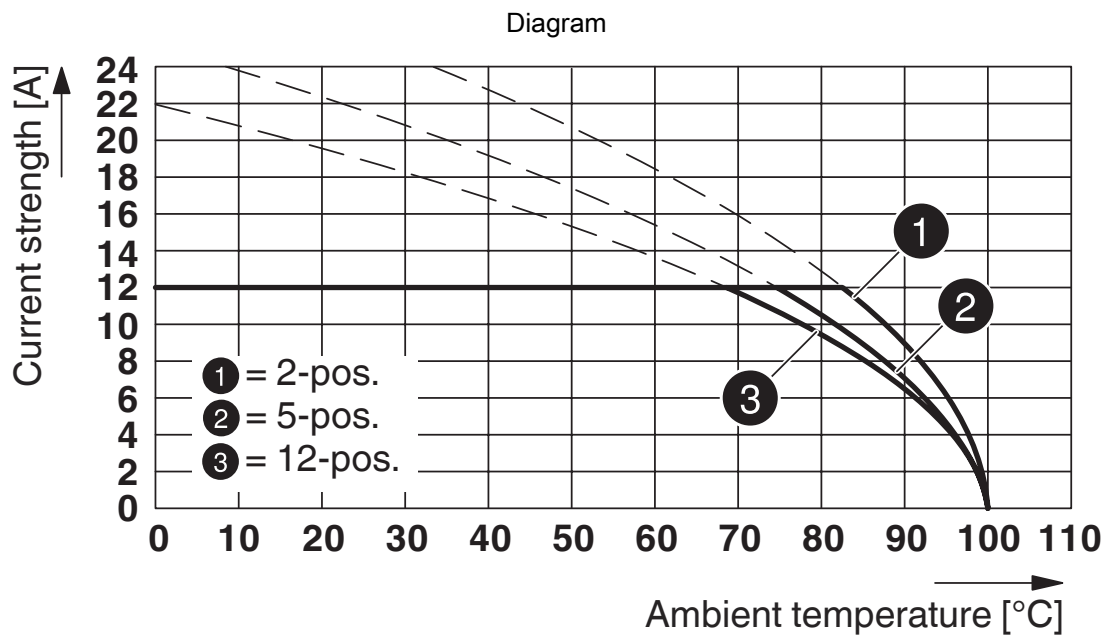
Derating curve for: MSTB 2,5 HC/...-STF-5,08 with CCV 2,5/...-GF-5,08 P26THR



Type: SMSTB 2,5/...-STF-5,08 with CCV 2,5/...-GF-5,08 P...THR



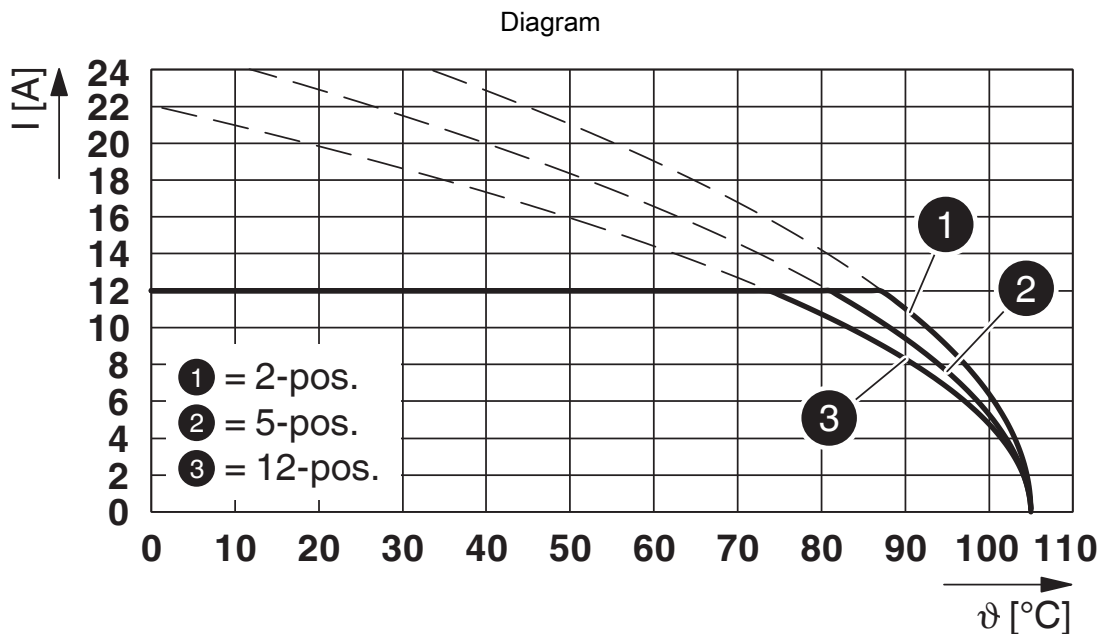
Type: FRONT-MSTB 2,5/...-STF-5,08 with CCV 2,5/...-GF-5,08 P26THR



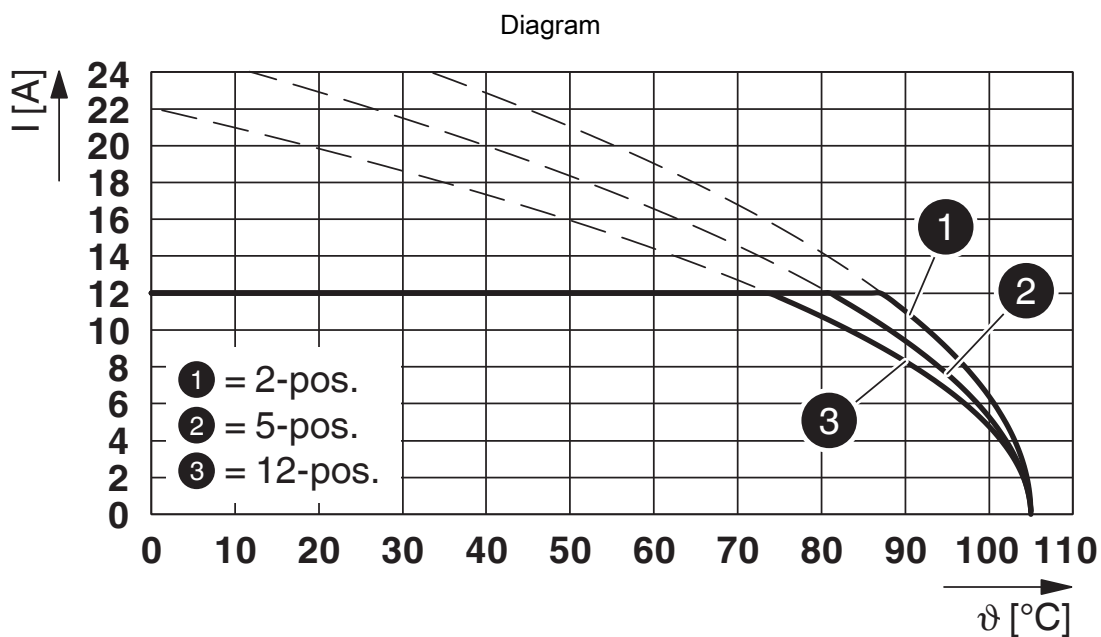
Type: MSTBT 2,5/...-STF-5,08 with CCV 2,5/...-GF-5,08 P26THR

1955730

<https://www.phoenixcontact.com/us/products/1955730>



Type: FKCVR 2,5/...-STF-5,08 with CCV 2,5/...-GF-5,08 P...THR



Type: FKCVW 2,5/...-STF-5,08 with CCV 2,5/...-GF-5,08 P...THR

1955730

<https://www.phoenixcontact.com/us/products/1955730>



Type: FKCN 2,5/...-STF-5,08 with CCV 2,5/...-GF-5,08 P...THR



Type: FKCT 2,5/...-STF-5,08 with CCV 2,5/...-GF-5,08 P...THR

# CCV 2,5/12-GF-5,08 P26THR - PCB header





1955730


<https://www.phoenixcontact.com/us/products/1955730>

## Approvals

To download certificates, visit the product detail page: <https://www.phoenixcontact.com/us/products/1955730>

|  <b>cULus Recognized</b><br>Approval ID: E60425-19931011 |                       |                       |                   |                             |
|---|-----------------------|-----------------------|-------------------|-----------------------------|
|   | Nominal voltage $U_N$ | Nominal current $I_N$ | Cross section AWG | Cross section $\text{mm}^2$ |
| B   |                       |                       |                   |                             |
| Standard  | 300 V                 | 16 A                  | -                 | -                           |
| D   |                       |                       |                   |                             |
| Standard  | 300 V                 | 10 A                  | -                 | -                           |
| Alternative 1   | 150 V                 | 15 A                  | -                 | -                           |

|  <b>VDE report with production monitoring</b><br>Approval ID: 40041286 |                       |                       |                   |                             |
|---|-----------------------|-----------------------|-------------------|-----------------------------|
|   | Nominal voltage $U_N$ | Nominal current $I_N$ | Cross section AWG | Cross section $\text{mm}^2$ |
| keine   |                       |                       |                   |                             |
|   | 400 V                 | 12 A                  | -                 | -                           |

|  <b>VDE approval of drawings</b><br>Approval ID: 40050079 |                       |                       |                   |                             |
|--|-----------------------|-----------------------|-------------------|-----------------------------|
|  | Nominal voltage $U_N$ | Nominal current $I_N$ | Cross section AWG | Cross section $\text{mm}^2$ |
| keine  |                       |                       |                   |                             |
|  | 320 V                 | 16 A                  | -                 | -                           |

# CCV 2,5/12-GF-5,08 P26THR - PCB header



1955730

<https://www.phoenixcontact.com/us/products/1955730>

## Classifications

### ECLASS

|             |          |
|-------------|----------|
| ECLASS-13.0 | 27460201 |
| ECLASS-15.0 | 27460201 |

### ETIM

|           |          |
|-----------|----------|
| ETIM 10.0 | EC002637 |
|-----------|----------|

### UNSPSC

|             |          |
|-------------|----------|
| UNSPSC 21.0 | 39121400 |
|-------------|----------|

# CCV 2,5/12-GF-5,08 P26THR - PCB header



1955730

<https://www.phoenixcontact.com/us/products/1955730>

## Environmental product compliance

### EU RoHS

|   |                    |
|---|--------------------|
| Fulfills EU RoHS substance requirements | Yes, No exemptions |
|---|--------------------|

### China RoHS

|  |  |
|--|--|
| Environment friendly use period (EFUP) | EFUP-E                                   |
|  | No hazardous substances above the limits |

### EU REACH SVHC

|                                     |                            |
|-------------------------------------|----------------------------|
| REACH candidate substance (CAS No.) | No substance above 0.1 wt% |
|-------------------------------------|----------------------------|

Phoenix Contact 2026 © - all rights reserved  
<https://www.phoenixcontact.com>

Phoenix Contact USA  
586 Fulling Mill Road  
Middletown, PA 17057, United States  
(+717) 944-1300  
[info@phoenixcon.com](mailto:info@phoenixcon.com)