

MSTBO 2,5/ 4-GL-5,08 BK - PCB header



1950670

<https://www.phoenixcontact.com/us/products/1950670>

Please be informed that the data shown in this PDF document is generated from our online catalog. Please find the complete data in the user documentation. Our general terms of use for downloads are valid.



The figure shows an 8-pos. version of the product in green

PCB headers, nominal cross section: 2.5 mm², color: black, nominal current: 8 A, rated voltage (III/2): 320 V, contact surface: Sn, contact connection type: Pin, number of potentials: 4, number of rows: 1, number of positions: 4, number of connections: 4, product range: MSTBO 2,5/..-GL, pitch: 5.08 mm, mounting: Wave soldering, pin layout: Linear pinning, solder pin [P]: 3.2 mm, number of solder pins per potential: 1, plug-in system: COMBICON MSTB 2,5, Pin connector pattern alignment: Orthogonal, locking: without, mounting method: without, type of packaging: packed in cardboard

Your advantages

- Well-known mounting principle allows worldwide use
- Can be combined with the MSTB 2,5 range
- Maximum flexibility when it comes to device design – one header for connectors with different connection technologies

Commercial data

Item number	1950670
Packing unit	50 pc
Minimum order quantity	50 pc
Sales key	AA03
Product key	AACSKA
GTIN	4017918887780
Weight per piece (including packing)	2.97 g
Weight per piece (excluding packing)	2.95 g
Customs tariff number	85366930
Country of origin	PL

MSTBO 2,5/ 4-GL-5,08 BK - PCB header



1950670

<https://www.phoenixcontact.com/us/products/1950670>

Technical data

Product properties

Product type	PCB headers
Product family	MSTBO 2,5/..-GL
Product line	COMBICON Connectors M
Type	Header perpendicular to the PCB
Number of positions	4
Pitch	5.08 mm
Number of connections	4
Number of rows	1
Number of potentials	4
Mounting type	without
Pin layout	Linear pinning
Solder pins per potential	1

Electrical properties

Properties

Nominal current I_N	8 A
Nominal voltage U_N	320 V
Rated voltage (III/3)	250 V
Rated surge voltage (III/3)	4 kV
Rated voltage (III/2)	320 V
Rated surge voltage (III/2)	4 kV
Rated voltage (II/2)	630 V
Rated surge voltage (II/2)	4 kV

Mounting

Mounting type	Wave soldering
Pin layout	Linear pinning

Material specifications

Material data - contact

Note	WEEE/RoHS-compliant, free of whiskers according to IEC 60068-2-82/JEDEC JESD 201
Contact material	Cu alloy
Surface characteristics	hot-dip tin-plated
Metal surface contact area (top layer)	Tin (5 μ m - 7 μ m Sn)
Metal surface soldering area (top layer)	Tin (5 μ m - 7 μ m Sn)

Material data - housing

Color (Housing)	black (9005)
Insulating material	PA

MSTBO 2,5/ 4-GL-5,08 BK - PCB header

1950670


<https://www.phoenixcontact.com/us/products/1950670>

Insulating material group	I
CTI according to IEC 60112	600
Flammability rating according to UL 94	V0
Glow wire flammability index GWFI according to EN 60695-2-12	850
Glow wire ignition temperature GWIT according to EN 60695-2-13	775
Temperature for the ball pressure test according to EN 60695-10-2	125 °C

Notes

Notes on operation	In accordance with IEC 61984, COMBICON connectors have no switching power (COC). During designated use, they must not be plugged in or disconnected when carrying voltage or under load.
--------------------	--

Dimensions

Dimensional drawing	
Pitch	5.08 mm
Width [w]	8.6 mm
Height [h]	20.32 mm
Length [l]	38.98 mm
Installed height	20.32 mm
Solder pin length [P]	3.2 mm
Pin dimensions	0.32 x 1.2 mm

PCB design

Hole diameter	1.3 mm
---------------	--------

Electrical tests

Air clearances and creepage distances |

Insulating material group	I
Rated insulation voltage (III/3)	250 V
Rated surge voltage (III/3)	4 kV
Rated insulation voltage (III/2)	320 V
Rated surge voltage (III/2)	4 kV
Rated insulation voltage (II/2)	630 V
Rated surge voltage (II/2)	4 kV

Environmental and real-life conditions

Ambient conditions

Ambient temperature (storage/transport)	-40 °C ... 70 °C
---	------------------

MSTBO 2,5/ 4-GL-5,08 BK - PCB header



1950670

<https://www.phoenixcontact.com/us/products/1950670>

Relative humidity (storage/transport)	30 % ... 70 %
Ambient temperature (assembly)	-5 °C ... 100 °C
Ambient temperature (operation)	-40 °C ... 100 °C (dependent on the derating curve)

Packaging specifications

Type of packaging	packed in cardboard
-------------------	---------------------

MSTBO 2,5/ 4-GL-5,08 BK - PCB header





1950670


<https://www.phoenixcontact.com/us/products/1950670>

Approvals

To download certificates, visit the product detail page: <https://www.phoenixcontact.com/us/products/1950670>

 CSA Approval ID: 13631				
	Nominal voltage U_N	Nominal current I_N	Cross section AWG	Cross section mm^2
B				
	300 V	6.5 A	-	-
D				
	300 V	6.5 A	-	-

 cULus Recognized Approval ID: E60425-20050718				
	Nominal voltage U_N	Nominal current I_N	Cross section AWG	Cross section mm^2
B				
	250 V	8 A	-	-
D				
	300 V	8 A	-	-

 VDE approval of drawings Approval ID: 40050648				
	Nominal voltage U_N	Nominal current I_N	Cross section AWG	Cross section mm^2
keine				
	250 V	8 A	-	-

MSTBO 2,5/ 4-GL-5,08 BK - PCB header



1950670

<https://www.phoenixcontact.com/us/products/1950670>

Classifications

ECLASS

ECLASS-13.0	27460201
ECLASS-15.0	27460201

ETIM

ETIM 10.0	EC002637
-----------	----------

UNSPSC

UNSPSC 21.0	39121400
-------------	----------

1950670

<https://www.phoenixcontact.com/us/products/1950670>

Environmental product compliance

EU RoHS

Fulfills EU RoHS substance requirements	Yes, No exemptions
---	--------------------

China RoHS

Environment friendly use period (EFUP)	EFUP-E
	No hazardous substances above the limits

EU REACH SVHC

REACH candidate substance (CAS No.)	No substance above 0.1 wt%
-------------------------------------	----------------------------

EF3.1 Climate Change

CO2e kg	0.158 kg CO2e
---------	---------------

Phoenix Contact 2026 © - all rights reserved
<https://www.phoenixcontact.com>

Phoenix Contact USA
586 Fulling Mill Road
Middletown, PA 17057, United States
(+717) 944-1300
info@phoenixcon.com