

# FK-MPT 0,5/16-3,5-H - PCB terminal block




1928903

<https://www.phoenixcontact.com/us/products/1928903>

Please be informed that the data shown in this PDF document is generated from our online catalog. Please find the complete data in the user documentation. Our general terms of use for downloads are valid.



Printed circuit board terminal, nominal current: 4 A, rated voltage (III/2): 250 V, nominal cross section: 0.5 mm<sup>2</sup>, number of potentials: 16, number of rows: 1, number of positions per row: 16, product range: FK-MPT 0,5/..-H, pitch: 3.5 mm, connection method: Push-in spring connection, mounting: Wave soldering, conductor/PCB connection direction: 0 °, color: green, Pin layout: Linear pinning, Solder pin [P]: 4 mm, number of solder pins per potential: 1, type of packaging: packed in cardboard



## Your advantages

- Time saving push-in connection, tools not required
- Defined contact force ensures that contact remains stable over the long term
- Intuitive operation due to color-coded actuating push button
- Potentials can be easily looped through – ideal for BUS applications
- Small component size for applications where space is at a premium

## Commercial data

Item number	1928903
Packing unit	50 pc
Minimum order quantity	50 pc
Note	Made to order (non-returnable)
Sales key	AA11
Product key	AAKBCA
GTIN	4017918591359
Weight per piece (including packing)	7 g
Weight per piece (excluding packing)	6.327 g
Customs tariff number	85369010
Country of origin	IN

# FK-MPT 0,5/16-3,5-H - PCB terminal block



1928903

<https://www.phoenixcontact.com/us/products/1928903>

## Technical data

### Product properties

Product type	Printed circuit board terminal
Product family	FK-MPT 0,5/..-H
Product line	COMBICON Terminals XS
Type	PC termination block
Number of positions	16
Pitch	3.5 mm
Number of connections	32
Number of rows	1
Number of potentials	16
Pin layout	Linear pinning
Solder pins per potential	1

### Electrical properties

#### Properties

Nominal current $I_N$	4 A
Nominal voltage $U_N$	250 V
Rated voltage (III/3)	160 V
Rated surge voltage (III/3)	2.5 kV
Rated voltage (III/2)	250 V
Rated surge voltage (III/2)	2.5 kV
Rated voltage (II/2)	250 V
Rated surge voltage (II/2)	2.5 kV

### Connection data

#### Conductor connection

Connection method	Push-in spring connection
Conductor cross-section rigid	0.12 mm <sup>2</sup> ... 0.5 mm <sup>2</sup>
Conductor cross-section AWG	26 ... 20
Stripping length	6.5 mm

### Mounting

Mounting type	Wave soldering
Pin layout	Linear pinning

### Material specifications

#### Material data - contact

Note	WEEE/RoHS-compliant, free of whiskers according to IEC 60068-2-82/JEDEC JESD 201
Contact material	Steel/copper

# FK-MPT 0,5/16-3,5-H - PCB terminal block



1928903

<https://www.phoenixcontact.com/us/products/1928903>

Surface characteristics	Tin-plated
Metal surface terminal point (top layer)	Tin (5 µm - 7 µm Sn)
Metal surface terminal point (middle layer)	Copper (2 µm - 3 µm Cu)
Metal surface soldering area (top layer)	Tin (5 µm - 7 µm Sn)
Metal surface soldering area (middle layer)	Copper (2 µm - 3 µm Cu)


## Material data - housing

Color (Housing)	green (6021)
Insulating material	PBT
Insulating material group	IIIa
CTI according to IEC 60112	225
Flammability rating according to UL 94	V0

## Material data – actuating element

Color (Actuating element)	orange (2003)
---------------------------	---------------

## Dimensions

Dimensional drawing	
Pitch	3.5 mm
Width [w]	56.5 mm
Height [h]	12.5 mm
Length [l]	9.5 mm
Installed height	8.5 mm
Solder pin length [P]	4 mm
Pin dimensions	1 mm

## PCB design

Pin spacing	3.5 mm
Hole diameter	1.2 mm

## Electrical tests

### Air clearances and creepage distances |

Insulating material group	IIIa
Rated insulation voltage (III/3)	160 V
Rated surge voltage (III/3)	2.5 kV
Rated insulation voltage (III/2)	250 V
Rated surge voltage (III/2)	2.5 kV
Rated insulation voltage (II/2)	250 V
Rated surge voltage (II/2)	2.5 kV

1928903

<https://www.phoenixcontact.com/us/products/1928903>

## Environmental and real-life conditions

### Ambient conditions

Ambient temperature (storage/transport)	-40 °C ... 70 °C
Relative humidity (storage/transport)	30 % ... 70 %
Ambient temperature (assembly)	-5 °C ... 100 °C
Ambient temperature (operation)	-40 °C ... 100 °C (Depending on the current carrying capacity/derating curve)

### Ambient conditions

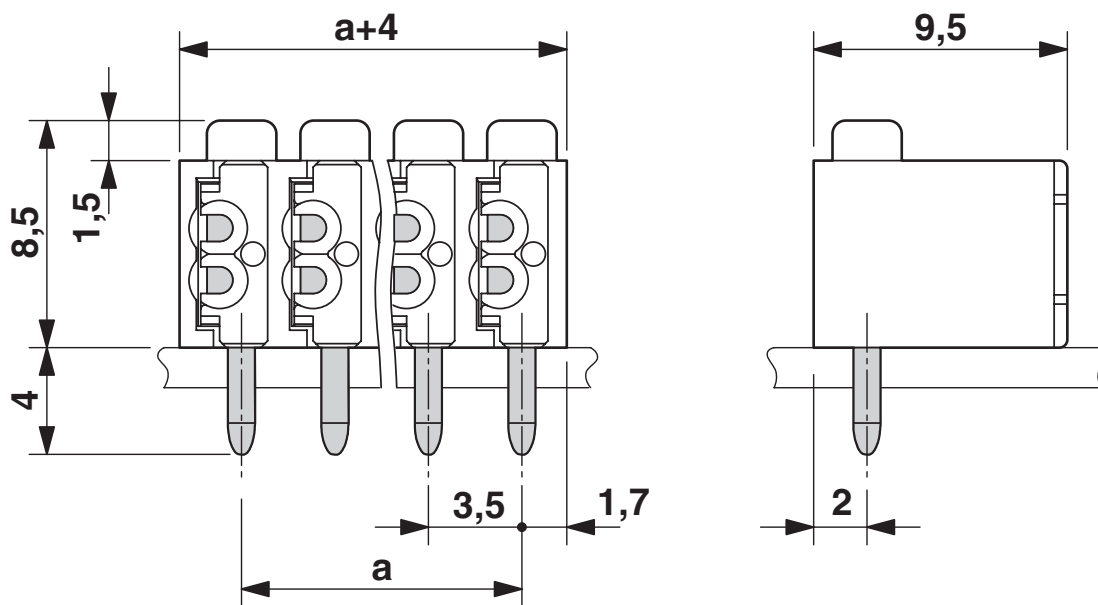
Ambient temperature (operation)	-40 °C ... 100 °C (Depending on the current carrying capacity/derating curve)
Ambient temperature (storage/transport)	-40 °C ... 70 °C
Relative humidity (storage/transport)	30 % ... 70 %
Ambient temperature (assembly)	-5 °C ... 100 °C

## Packaging specifications

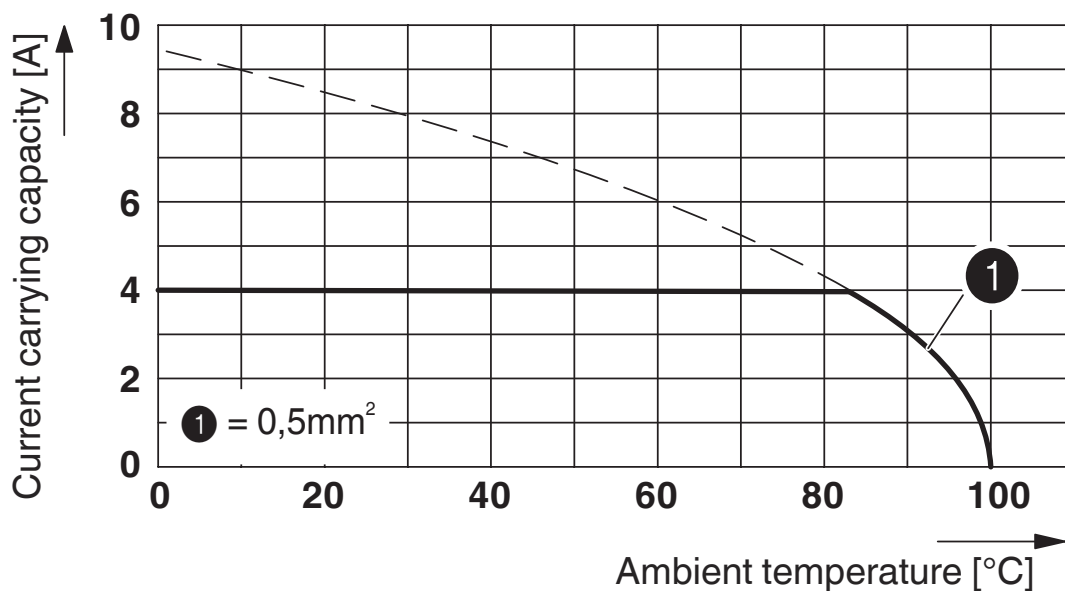
Type of packaging	packed in cardboard
-------------------	---------------------

## Drawings

Dimensional drawing



Diagram



Derating diagram for 5 positions; reduction factor=0.8

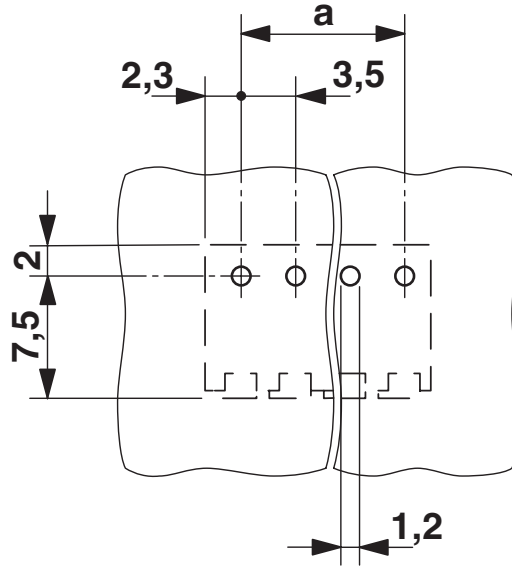
# FK-MPT 0,5/16-3,5-H - PCB terminal block

1928903

<https://www.phoenixcontact.com/us/products/1928903>



Drilling plan/solder pad geometry



# FK-MPT 0,5/16-3,5-H - PCB terminal block



1928903

<https://www.phoenixcontact.com/us/products/1928903>

## Approvals

To download certificates, visit the product detail page: <https://www.phoenixcontact.com/us/products/1928903>

 <b>cULus Recognized</b> Approval ID: E60425-19991118				
	Nominal voltage $U_N$	Nominal current $I_N$	Cross section AWG	Cross section $\text{mm}^2$
B	300 V	4 A	28 - 20	-
D	300 V	4 A	28 - 20	-

 <b>VDE approval of drawings</b> Approval ID: 40055523				
	Nominal voltage $U_N$	Nominal current $I_N$	Cross section AWG	Cross section $\text{mm}^2$
keine	250 V	4 A	-	0.2 - 0.5

# FK-MPT 0,5/16-3,5-H - PCB terminal block



1928903

<https://www.phoenixcontact.com/us/products/1928903>

## Classifications

### ECLASS

ECLASS-13.0	27460101
ECLASS-15.0	27460101

### ETIM

ETIM 10.0	EC002643
-----------	----------

### UNSPSC

UNSPSC 21.0	39121400
-------------	----------

# FK-MPT 0,5/16-3,5-H - PCB terminal block



1928903

<https://www.phoenixcontact.com/us/products/1928903>

## Environmental product compliance

### EU RoHS

Fulfills EU RoHS substance requirements	Yes, No exemptions
---	--------------------

### China RoHS

Environment friendly use period (EFUP)	EFUP-E
	No hazardous substances above the limits

### EU REACH SVHC

REACH candidate substance (CAS No.)	No substance above 0.1 wt%
-------------------------------------	----------------------------

Phoenix Contact 2026 © - all rights reserved  
<https://www.phoenixcontact.com>

Phoenix Contact USA  
586 Fulling Mill Road  
Middletown, PA 17057, United States  
(+717) 944-1300  
[info@phoenixcon.com](mailto:info@phoenixcon.com)