


FK-MPT 0,5/ 4-3,5-H - PCB terminal block



1928783

<https://www.phoenixcontact.com/us/products/1928783>

Please be informed that the data shown in this PDF document is generated from our online catalog. Please find the complete data in the user documentation. Our general terms of use for downloads are valid.



PCB terminal block, nominal current: 4 A, rated voltage (III/2): 250 V, nominal cross section: 0.5 mm², number of potentials: 4, number of rows: 1, number of positions per row: 4, product range: FK-MPT 0,5/...-H, pitch: 3.5 mm, connection method: Push-in spring connection, mounting: Wave soldering, conductor/PCB connection direction: 0 °, color: green, Pin layout: Linear pinning, Solder pin [P]: 4 mm, number of solder pins per potential: 1, type of packaging: packed in cardboard

Your advantages

- Time saving push-in connection, tools not required
- Defined contact force ensures that contact remains stable over the long term
- Intuitive operation due to color-coded actuating push button
- Potentials can be easily looped through – ideal for BUS applications
- Small component size for applications where space is at a premium

Commercial data

| | |
|--------------------------------------|--------------------------------|
| Item number | 1928783 |
| Packing unit | 50 pc |
| Minimum order quantity | 50 pc |
| Note | Made to order (non-returnable) |
| Sales key | AA11 |
| Product key | AAKBCA |
| GTIN | 4017918591236 |
| Weight per piece (including packing) | 1.904 g |
| Weight per piece (excluding packing) | 1.665 g |
| Customs tariff number | 85369010 |
| Country of origin | IN |

FK-MPT 0,5/ 4-3,5-H - PCB terminal block



1928783

<https://www.phoenixcontact.com/us/products/1928783>

Technical data

Product properties

| | |
|---------------------------|-----------------------|
| Product type | PCB terminal block |
| Product family | FK-MPT 0,5/..-H |
| Product line | COMBICON Terminals XS |
| Type | PC termination block |
| Number of positions | 4 |
| Pitch | 3.5 mm |
| Number of connections | 8 |
| Number of rows | 1 |
| Number of potentials | 4 |
| Pin layout | Linear pinning |
| Solder pins per potential | 1 |

Electrical properties

Properties

| | |
|-----------------------------|--------|
| Nominal current I_N | 4 A |
| Nominal voltage U_N | 250 V |
| Rated voltage (III/3) | 160 V |
| Rated surge voltage (III/3) | 2.5 kV |
| Rated voltage (III/2) | 250 V |
| Rated surge voltage (III/2) | 2.5 kV |
| Rated voltage (II/2) | 250 V |
| Rated surge voltage (II/2) | 2.5 kV |

Connection data

Conductor connection

| | |
|-------------------------------|--|
| Connection method | Push-in spring connection |
| Conductor cross-section rigid | 0.12 mm ² ... 0.5 mm ² |
| Conductor cross-section AWG | 26 ... 20 |
| Stripping length | 6.5 mm |

Mounting

| | |
|---------------|----------------|
| Mounting type | Wave soldering |
| Pin layout | Linear pinning |

Material specifications

Material data - contact

| | |
|------------------|--|
| Note | WEEE/RoHS-compliant, free of whiskers according to IEC 60068-2-82/JEDEC JESD 201 |
| Contact material | Steel/copper |

FK-MPT 0,5/ 4-3,5-H - PCB terminal block

1928783

<https://www.phoenixcontact.com/us/products/1928783>

| | |
|---|-------------------------|
| Surface characteristics | Tin-plated |
| Metal surface terminal point (top layer) | Tin (5 µm - 7 µm Sn) |
| Metal surface terminal point (middle layer) | Copper (2 µm - 3 µm Cu) |
| Metal surface soldering area (top layer) | Tin (5 µm - 7 µm Sn) |
| Metal surface soldering area (middle layer) | Copper (2 µm - 3 µm Cu) |

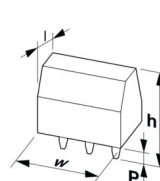
Material data - housing

| | |
|--|--------------|
| Color (Housing) | green (6021) |
| Insulating material | PBT |
| Insulating material group | IIIa |
| CTI according to IEC 60112 | 225 |
| Flammability rating according to UL 94 | V0 |

Material data – actuating element

| | |
|---------------------------|---------------|
| Color (Actuating element) | orange (2003) |
|---------------------------|---------------|

Dimensions

| | |
|-----------------------|--|
| Dimensional drawing |  |
| Pitch | 3.5 mm |
| Width [w] | 14.5 mm |
| Height [h] | 12.5 mm |
| Length [l] | 9.5 mm |
| Installed height | 8.5 mm |
| Solder pin length [P] | 4 mm |
| Pin dimensions | 1 mm |

PCB design

| | |
|---------------|--------|
| Pin spacing | 3.5 mm |
| Hole diameter | 1.2 mm |

Electrical tests

Air clearances and creepage distances |

| | |
|----------------------------------|--------|
| Insulating material group | IIIa |
| Rated insulation voltage (III/3) | 160 V |
| Rated surge voltage (III/3) | 2.5 kV |
| Rated insulation voltage (III/2) | 250 V |
| Rated surge voltage (III/2) | 2.5 kV |
| Rated insulation voltage (II/2) | 250 V |
| Rated surge voltage (II/2) | 2.5 kV |

FK-MPT 0,5/ 4-3,5-H - PCB terminal block



1928783

<https://www.phoenixcontact.com/us/products/1928783>

Environmental and real-life conditions

Ambient conditions

| | |
|---|---|
| Ambient temperature (storage/transport) | -40 °C ... 70 °C |
| Relative humidity (storage/transport) | 30 % ... 70 % |
| Ambient temperature (assembly) | -5 °C ... 100 °C |
| Ambient temperature (operation) | -40 °C ... 100 °C (Depending on the current carrying capacity/derating curve) |

Packaging specifications

| | |
|-------------------|---------------------|
| Type of packaging | packed in cardboard |
|-------------------|---------------------|

FK-MPT 0,5/ 4-3,5-H - PCB terminal block

1928783

<https://www.phoenixcontact.com/us/products/1928783>

Drawings

Dimensional drawing



Diagram



Derating diagram for 5 positions; reduction factor=0.8

FK-MPT 0,5/ 4-3,5-H - PCB terminal block

1928783

<https://www.phoenixcontact.com/us/products/1928783>



Drilling plan/solder pad geometry



FK-MPT 0,5/ 4-3,5-H - PCB terminal block




1928783

<https://www.phoenixcontact.com/us/products/1928783>

Approvals

To download certificates, visit the product detail page: <https://www.phoenixcontact.com/us/products/1928783>

|  cULus Recognized Approval ID: E60425-19991118 | | | | |
|---|-----------------------|-----------------------|-------------------|-----------------------------|
| | Nominal voltage U_N | Nominal current I_N | Cross section AWG | Cross section mm^2 |
| B | 300 V | 4 A | 28 - 20 | - |
| D | 300 V | 4 A | 28 - 20 | - |

|  VDE approval of drawings Approval ID: 40055523 | | | | |
|--|-----------------------|-----------------------|-------------------|-----------------------------|
| | Nominal voltage U_N | Nominal current I_N | Cross section AWG | Cross section mm^2 |
| keine | 250 V | 4 A | - | 0.2 - 0.5 |

FK-MPT 0,5/ 4-3,5-H - PCB terminal block



1928783

<https://www.phoenixcontact.com/us/products/1928783>

Classifications

ECLASS

| | |
|-------------|----------|
| ECLASS-13.0 | 27460101 |
| ECLASS-15.0 | 27460101 |

ETIM

| | |
|-----------|----------|
| ETIM 10.0 | EC002643 |
|-----------|----------|

UNSPSC

| | |
|-------------|----------|
| UNSPSC 21.0 | 39121400 |
|-------------|----------|

FK-MPT 0,5/ 4-3,5-H - PCB terminal block



1928783

<https://www.phoenixcontact.com/us/products/1928783>

Environmental product compliance

EU RoHS

| | |
|---|--------------------|
| Fulfills EU RoHS substance requirements | Yes, No exemptions |
|---|--------------------|

China RoHS

| | |
|--|--|
| Environment friendly use period (EFUP) | EFUP-E |
| | No hazardous substances above the limits |

EU REACH SVHC

| | |
|-------------------------------------|----------------------------|
| REACH candidate substance (CAS No.) | No substance above 0.1 wt% |
|-------------------------------------|----------------------------|

EF3.1 Climate Change

| | |
|---------|---------------|
| CO2e kg | 0.065 kg CO2e |
|---------|---------------|

Phoenix Contact 2026 © - all rights reserved
<https://www.phoenixcontact.com>

Phoenix Contact USA
586 Fulling Mill Road
Middletown, PA 17057, United States
(+717) 944-1300
info@phoenixcon.com