


# UK 5-TWIN-PE - Protective conductor terminal block



1923076

<https://www.phoenixcontact.com/us/products/1923076>

Please be informed that the data shown in this PDF document is generated from our online catalog. Please find the complete data in the user documentation. Our general terms of use for downloads are valid.



Protective conductor terminal block, connection method: Screw connection, 1 level, cross section: 0.2 mm<sup>2</sup> - 4 mm<sup>2</sup>, mounting type: NS 35/7,5, NS 35/15, NS 32, color: green-yellow

## Your advantages

- Same shape and pitch as the feed-through terminal blocks
- Universal protective conductor foot for mounting on NS 35... or NS 32... DIN rails (with the exception of NS 35/15-2,3)

## Commercial data

Item number	1923076
Packing unit	50 pc
Minimum order quantity	50 pc
Sales key	BE12
Product key	BE1222
GTIN	4017918052461
Weight per piece (including packing)	24.52 g
Weight per piece (excluding packing)	24.52 g
Customs tariff number	85369010
Country of origin	PL

# UK 5-TWIN-PE - Protective conductor terminal block



1923076

<https://www.phoenixcontact.com/us/products/1923076>

## Technical data

### Product properties

Product type	Ground terminal block
Product family	UK
Number of connections	3
Number of rows	2

### Insulation characteristics

Overvoltage category	III
Degree of pollution	2

### Electrical properties

Rated surge voltage	6 kV
Maximum power dissipation for nominal condition	1.02 W

### Connection data

Grounding foot	Yes
Number of connections per level	3
Nominal cross section	4 mm <sup>2</sup>

#### 1 level

Connection method	Screw connection
Screw thread	M3
Note	Please observe the current carrying capacity of the DIN rails.
Tightening torque	0.6 ... 0.8 Nm
Stripping length	8 mm
Connection in acc. with standard	IEC 60947-7-2
Conductor cross-section rigid	0.2 mm <sup>2</sup> ... 4 mm <sup>2</sup>
Cross section AWG	24 ... 12 (converted acc. to IEC)
Conductor cross-section flexible	0.2 mm <sup>2</sup> ... 4 mm <sup>2</sup>
Conductor cross-section, flexible [AWG]	24 ... 12 (converted acc. to IEC)
Conductor cross-section flexible (ferrule without plastic sleeve)	0.25 mm <sup>2</sup> ... 4 mm <sup>2</sup>
Flexible conductor cross-section (ferrule with plastic sleeve)	0.25 mm <sup>2</sup> ... 2.5 mm <sup>2</sup>

### Dimensions

Width	6.2 mm
Height	50.5 mm
Depth on NS 32	52 mm
Depth on NS 35/7,5	47 mm
Depth on NS 35/15	54.5 mm

### Material specifications

Color	green-yellow
Flammability rating according to UL 94	V2

# UK 5-TWIN-PE - Protective conductor terminal block



1923076

<https://www.phoenixcontact.com/us/products/1923076>

Insulating material group	I
Insulating material	PA
Temperature index of insulation material (DIN EN 60216-1 (VDE 0304-21))	125 °C
Relative insulation material temperature index (Elec., UL 746 B)	125 °C

## Mechanical properties

### General

Terminal block mounting	0.6 Nm ... 0.8 Nm (PE foot with mounting screw, M3)
-------------------------	---

### Mechanical data

Open side panel	No
-----------------	----

## Environmental and real-life conditions

### Ambient conditions

Ambient temperature (operation)	-60 °C ... 110 °C (Operating temperature range incl. self-heating; for max. short-term operating temperature, see RTI Elec.)
Ambient temperature (storage/transport)	-25 °C ... 60 °C (for a short time, not exceeding 24 h, -60 °C to +70 °C)
Ambient temperature (assembly)	-5 °C ... 70 °C
Ambient temperature (actuation)	-5 °C ... 70 °C
Permissible humidity (operation)	20 % ... 90 %
Permissible humidity (storage/transport)	30 % ... 70 %

## Standards and regulations

Connection in acc. with standard	IEC 60947-7-2
----------------------------------	---------------

## Mounting

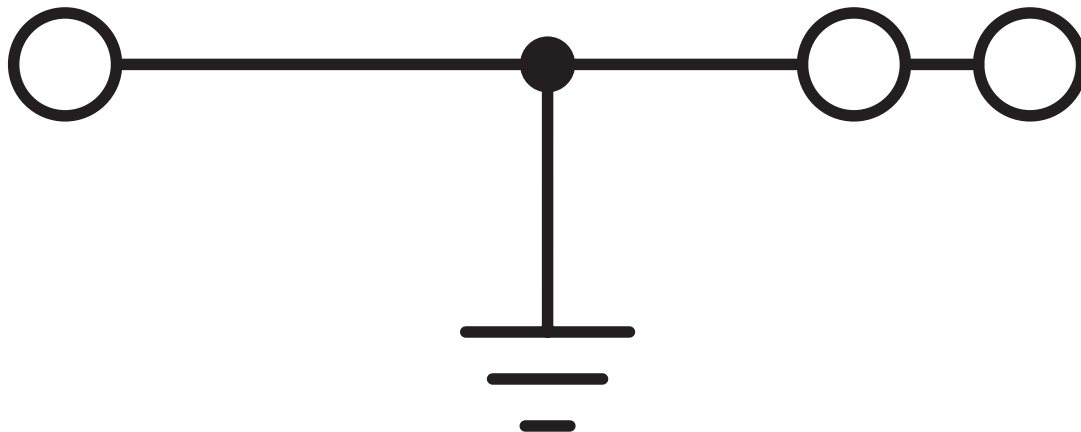
Mounting type	NS 35/7,5
	NS 35/15
	NS 32
Terminal block mounting	0.6 Nm ... 0.8 Nm (PE foot with mounting screw, M3)

1923076

<https://www.phoenixcontact.com/us/products/1923076>

## Drawings

Circuit diagram



# UK 5-TWIN-PE - Protective conductor terminal block




1923076


<https://www.phoenixcontact.com/us/products/1923076>


## Approvals


To download certificates, visit the product detail page: <https://www.phoenixcontact.com/us/products/1923076>

 <b>IECEE CB Scheme</b> Approval ID: NL-39915_A1				
	Nominal voltage $U_N$	Nominal current $I_N$	Cross section AWG	Cross section $mm^2$
keine	-	-	-	- 4

 <b>EAC</b> Approval ID: KZ7500651131219505				
---	--	--	--	--

 <b>cULus Recognized</b> Approval ID: E60425				
	Nominal voltage $U_N$	Nominal current $I_N$	Cross section AWG	Cross section $mm^2$
B	-	-	30 - 10	-
C	-	-	30 - 10	-
F	-	-	30 - 10	-
D	-	-	30 - 10	-

 <b>ClassNK</b> Approval ID: 09 ME 141				
--	--	--	--	--

 <b>KEMA-KEUR</b> Approval ID: 71-126335				
	Nominal voltage $U_N$	Nominal current $I_N$	Cross section AWG	Cross section $mm^2$
keine	-	-	-	- 4

<b>DNV</b> Approval ID: TAE00001CT				
---------------------------------------	--	--	--	--

1923076

<https://www.phoenixcontact.com/us/products/1923076>

## Classifications

### ECLASS

ECLASS-13.0	27250103
ECLASS-15.0	27250103

### ETIM

ETIM 10.0	EC000901
-----------	----------

### UNSPSC

UNSPSC 21.0	39121400
-------------	----------

1923076

<https://www.phoenixcontact.com/us/products/1923076>

## Environmental product compliance

### EU RoHS

Fulfills EU RoHS substance requirements	Yes
Exemption	6(c)

### China RoHS

Environment friendly use period (EFUP)	EFUP-50
	An article-related China RoHS declaration table can be found in the download area for the respective article under "Manufacturer declaration". For all articles with EFUP-E, no China RoHS declaration table issued and required.

### EU REACH SVHC

REACH candidate substance (CAS No.)	Lead(CAS: 7439-92-1)
SCIP	b8ed6d35-ad86-4a1d-b034-261bf806aedc

Phoenix Contact 2026 © - all rights reserved

<https://www.phoenixcontact.com>

Phoenix Contact USA  
586 Fulling Mill Road  
Middletown, PA 17057, United States  
(+717) 944-1300  
[info@phoenixcon.com](mailto:info@phoenixcon.com)