

# ZFKDSA 1,5-5,08-12 - PCB terminal block


1905984

<https://www.phoenixcontact.com/us/products/1905984>

Please be informed that the data shown in this PDF document is generated from our online catalog. Please find the complete data in the user documentation. Our general terms of use for downloads are valid.



Printed circuit board terminal, nominal current: 16 A, rated voltage (III/2): 400 V, nominal cross section: 1.5 mm<sup>2</sup>, number of potentials: 12, number of rows: 1, number of positions per row: 12, product range: ZFKDS(A) 1,5, pitch: 5.08 mm, connection method: Spring-cage connection, mounting: Wave soldering, conductor/PCB connection direction: 45 °, color: green, Pin layout: Linear pinning, Solder pin [P]: 3.5 mm, number of solder pins per potential: 2, type of packaging: packed in cardboard



## Your advantages

- Defined contact force ensures that contact remains stable over the long term
- Clamping space opened by means of fixed screwdriver enables convenient conductor connection
- Angled connection enables multi-row arrangement on the PCB
- The latching on the side enables various numbers of positions to be combined
- Two solder pins reduce the mechanical strain on the soldering spots

## Commercial data

Item number	1905984
Packing unit	10 pc
Minimum order quantity	10 pc
Sales key	AA12
Product key	AALMBA
GTIN	4017918173791
Weight per piece (including packing)	15.2 g
Weight per piece (excluding packing)	13.92 g
Customs tariff number	85369010
Country of origin	IN

1905984

<https://www.phoenixcontact.com/us/products/1905984>

## Technical data

### Product properties

Product type	Printed circuit board terminal
Product family	ZFKDS(A) 1,5
Product line	COMBICON Terminals S
Type	PC terminal block can be aligned
Number of positions	12
Pitch	5.08 mm
Number of connections	12
Number of rows	1
Number of potentials	12
Pin layout	Linear pinning
Solder pins per potential	2

### Electrical properties

#### Properties

Nominal current $I_N$	16 A
Nominal voltage $U_N$	400 V
Rated voltage (III/3)	250 V
Rated surge voltage (III/3)	4 kV
Rated voltage (III/2)	400 V
Rated surge voltage (III/2)	4 kV
Rated voltage (II/2)	630 V
Rated surge voltage (II/2)	4 kV

### Connection data

#### Connection technology

Type	PC terminal block can be aligned
Nominal cross section	1.5 mm <sup>2</sup>

#### Conductor connection

Connection method	Spring-cage connection
Conductor cross-section rigid	0.2 mm <sup>2</sup> ... 2.5 mm <sup>2</sup>
Conductor cross-section flexible	0.2 mm <sup>2</sup> ... 1.5 mm <sup>2</sup>
Conductor cross-section AWG	24 ... 14
Conductor cross-section, flexible, with ferrule, without plastic sleeve	0.25 mm <sup>2</sup> ... 1.5 mm <sup>2</sup>
Conductor cross-section, flexible, with ferrule, with plastic sleeve	0.25 mm <sup>2</sup> ... 1.5 mm <sup>2</sup>
Stripping length	7.5 mm

### Mounting

Mounting type	Wave soldering
---------------	----------------

# ZFKDSA 1,5-5,08-12 - PCB terminal block



1905984

<https://www.phoenixcontact.com/us/products/1905984>

Pin layout	Linear pinning
------------	----------------

## Material specifications

### Material data - contact

Note	WEEE/RoHS-compliant, free of whiskers according to IEC 60068-2-82/JEDEC JESD 201
Contact material	Cu alloy
Surface characteristics	hot-dip tin-plated
Metal surface terminal point (top layer)	Tin (10 µm - 16 µm Sn)
Metal surface soldering area (top layer)	Tin (10 µm - 16 µm Sn)


### Material data - housing

Color (Housing)	green (6021)
Insulating material	PA
Insulating material group	I
CTI according to IEC 60112	600
Flammability rating according to UL 94	V0
Glow wire flammability index GWFI according to EN 60695-2-12	850
Glow wire ignition temperature GWIT according to EN 60695-2-13	775
Temperature for the ball pressure test according to EN 60695-10-2	125 °C

### Material data – actuating element

Color (Actuating element)	green (6021)
---------------------------	--------------

## Dimensions

Dimensional drawing	
Pitch	5.08 mm
Width [w]	63.5 mm
Height [h]	17.7 mm
Length [l]	16.9 mm
Installed height	14.2 mm
Solder pin length [P]	3.5 mm
Pin dimensions	0.7 x 1 mm

### PCB design

Pin spacing	5.08 mm
Hole diameter	1.3 mm

## Electrical tests

# ZFKDSA 1,5-5,08-12 - PCB terminal block



1905984

<https://www.phoenixcontact.com/us/products/1905984>

## Air clearances and creepage distances |

Insulating material group	I
Rated insulation voltage (III/3)	250 V
Rated surge voltage (III/3)	4 kV
Rated insulation voltage (III/2)	400 V
Rated surge voltage (III/2)	4 kV
Rated insulation voltage (II/2)	630 V
Rated surge voltage (II/2)	4 kV

## Environmental and real-life conditions

### Ambient conditions

Ambient temperature (storage/transport)	-40 °C ... 70 °C
Relative humidity (storage/transport)	30 % ... 70 %
Ambient temperature (assembly)	-5 °C ... 100 °C
Ambient temperature (operation)	-40 °C ... 100 °C (Depending on the current carrying capacity/derating curve)

## Packaging specifications

Type of packaging	packed in cardboard
-------------------	---------------------

# ZFKDSA 1,5-5,08-12 - PCB terminal block





1905984


<https://www.phoenixcontact.com/us/products/1905984>

## Approvals

To download certificates, visit the product detail page: <https://www.phoenixcontact.com/us/products/1905984>

 <b>CSA</b> Approval ID: 13631				
	Nominal voltage $U_N$	Nominal current $I_N$	Cross section AWG	Cross section $\text{mm}^2$
B				
	300 V	10 A	28 - 12	-
D				
	300 V	10 A	28 - 12	-

 <b>cULus Recognized</b> Approval ID: E60425-19941111				
	Nominal voltage $U_N$	Nominal current $I_N$	Cross section AWG	Cross section $\text{mm}^2$
B				
	250 V	10 A	26 - 12	-
D				
	300 V	10 A	26 - 12	-

 <b>KEMA-KEUR</b> Approval ID: 2160724.01				
	Nominal voltage $U_N$	Nominal current $I_N$	Cross section AWG	Cross section $\text{mm}^2$
keine				
Only flexible conductors	250 V	-	-	0.2 - 1.5
Only rigid conductors	250 V	-	-	0.2 - 2.5

# ZFKDSA 1,5-5,08-12 - PCB terminal block



1905984

<https://www.phoenixcontact.com/us/products/1905984>

## Classifications

### ECLASS

ECLASS-13.0	27460101
ECLASS-15.0	27460101

### ETIM

ETIM 10.0	EC002643
-----------	----------

### UNSPSC

UNSPSC 21.0	39121400
-------------	----------

# ZFKDSA 1,5-5,08-12 - PCB terminal block



1905984

<https://www.phoenixcontact.com/us/products/1905984>

## Environmental product compliance

### EU RoHS

Fulfills EU RoHS substance requirements	Yes, No exemptions
---	--------------------

### China RoHS

Environment friendly use period (EFUP)	EFUP-E
	No hazardous substances above the limits

### EU REACH SVHC

REACH candidate substance (CAS No.)	No substance above 0.1 wt%
-------------------------------------	----------------------------

Phoenix Contact 2026 © - all rights reserved  
<https://www.phoenixcontact.com>

Phoenix Contact USA  
586 Fulling Mill Road  
Middletown, PA 17057, United States  
(+717) 944-1300  
[info@phoenixcon.com](mailto:info@phoenixcon.com)